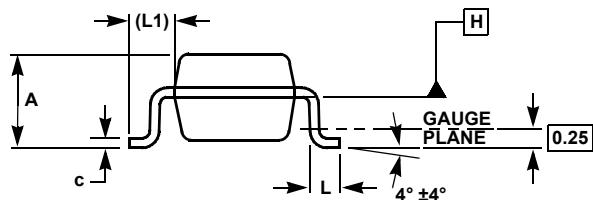
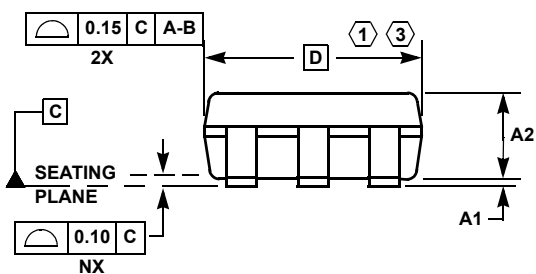
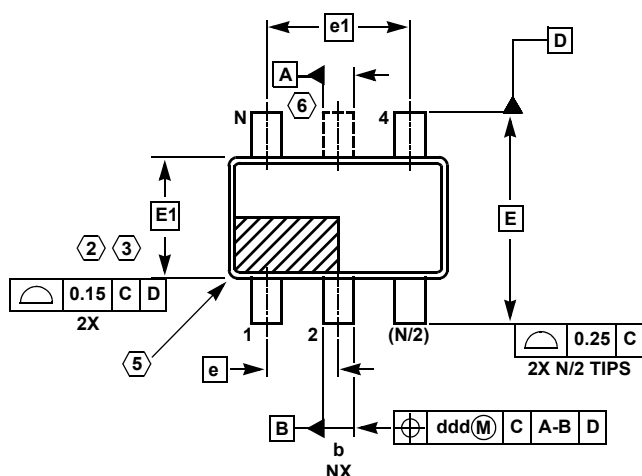


# Plastic Packages for Integrated Circuits

## TSOT Package Family



## MDP0049

### TSOT PACKAGE FAMILY

| SYMBOL | MILLIMETERS |       |       | TOLERANCE    |
|--------|-------------|-------|-------|--------------|
|        | TSOT5       | TSOT6 | TSOT8 |              |
| A      | 1.00        | 1.00  | 1.00  | Max          |
| A1     | 0.05        | 0.05  | 0.05  | ±0.05        |
| A2     | 0.87        | 0.87  | 0.87  | ±0.03        |
| b      | 0.38        | 0.38  | 0.29  | ±0.07        |
| c      | 0.127       | 0.127 | 0.127 | +0.07/-0.007 |
| D      | 2.90        | 2.90  | 2.90  | Basic        |
| E      | 2.80        | 2.80  | 2.80  | Basic        |
| E1     | 1.60        | 1.60  | 1.60  | Basic        |
| e      | 0.95        | 0.95  | 0.65  | Basic        |
| e1     | 1.90        | 1.90  | 1.95  | Basic        |
| L      | 0.40        | 0.40  | 0.40  | ±0.10        |
| L1     | 0.60        | 0.60  | 0.60  | Reference    |
| ddd    | 0.20        | 0.20  | 0.13  | -            |
| N      | 5           | 6     | 8     | Reference    |

Rev. B 2/07

#### NOTES:

1. Plastic or metal protrusions of 0.15mm maximum per side are not included.
2. Plastic interlead protrusions of 0.15mm maximum per side are not included.
3. This dimension is measured at Datum Plane "H".
4. Dimensioning and tolerancing per ASME Y14.5M-1994.
5. Index area - Pin #1 I.D. will be located within the indicated zone (TSOT6 AND TSOT8 only).
6. TSOT5 version has no center lead (shown as a dashed line).