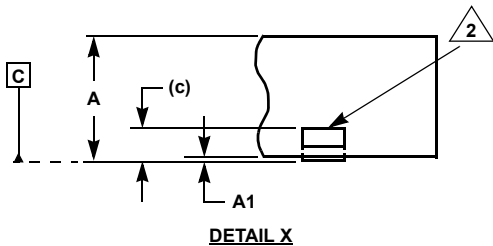
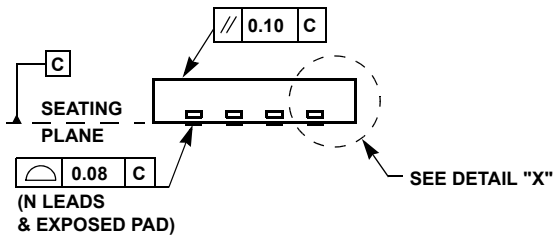
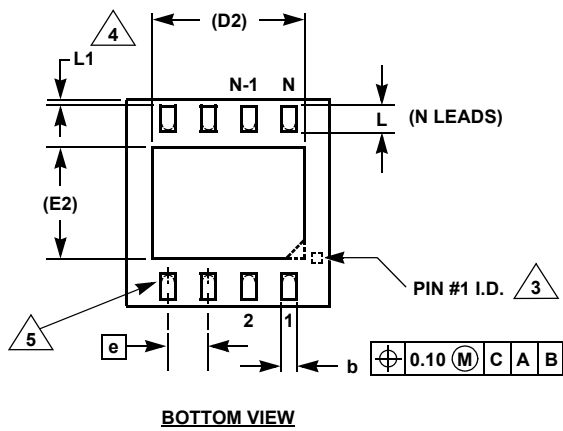
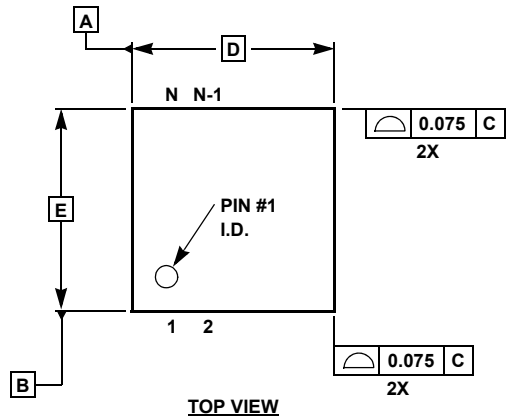


Plastic Packages for Integrated Circuits

Dual Flat No-Lead Package Family (DFN)



MDP0047

DUAL FLAT NO-LEAD PACKAGE FAMILY (JEDEC REG: MO-229)

SYMBOL	MILLIMETERS		TOLERANCE
	DFN8	DFN10	
A	0.85	0.90	±0.10
A1	0.02	0.02	+0.03/-0.02
b	0.30	0.25	±0.05
c	0.20	0.20	Reference
D	4.00	3.00	Basic
D2	3.00	2.25	±0.05
E	4.00	3.00	Basic
E2	2.20	1.50	±0.05
e	0.80	0.50	Basic
L	0.50	0.50	±0.10
L1	0.10	0	Maximum

Rev. 4 1/16

NOTES:

1. Dimensioning and tolerancing per ASME Y14.5M-1994.
2. Tiebar shown (if present) is a non-functional feature and may be located on any of the 4 sides (or ends).
3. Bottom-side pin #1 I.D. may be a diepad chamfer, an extended tiebar tab, or a small square as shown.
4. Exposed leads may extend to the edge of the package or be pulled back. See dimension "L1".
5. Inward end of lead may be square or circular in shape with radius (b/2) as shown.
6. N is the total number of leads on the device.