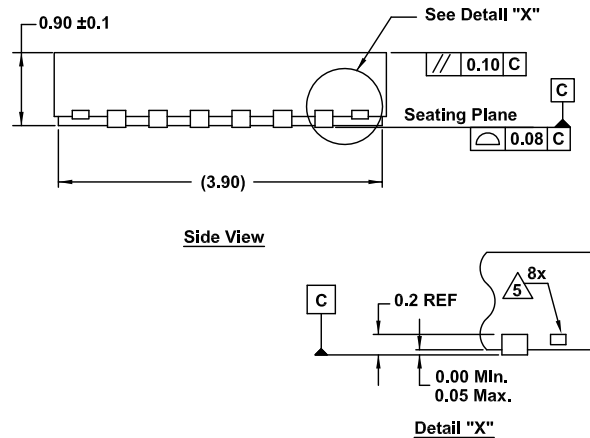
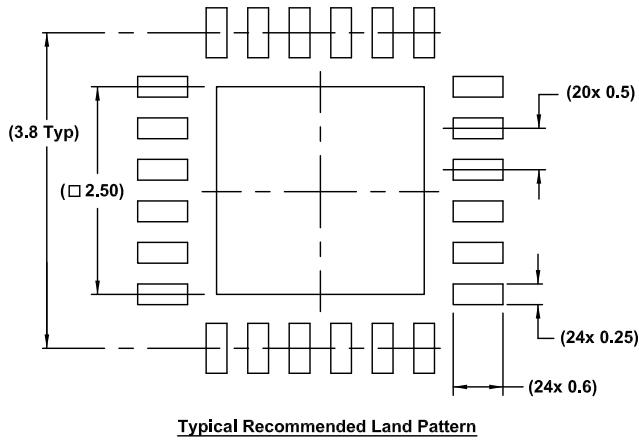
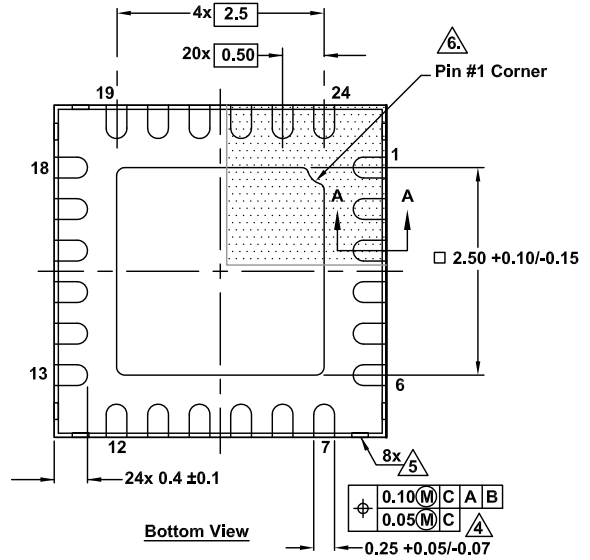
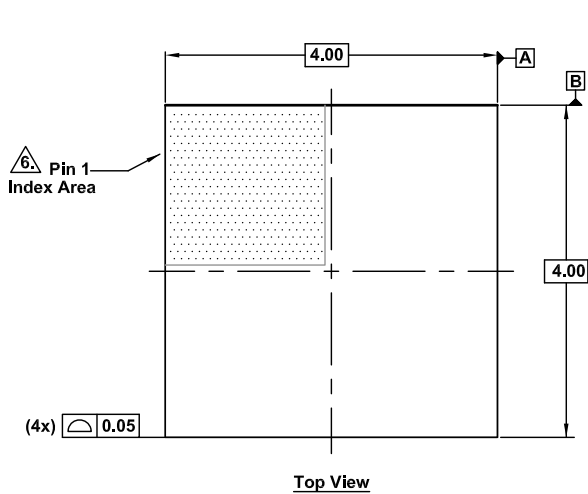


# Plastic Packages for Integrated Circuits

## Package Outline Drawing

L24.4x4K  
 24 Lead Step Cut Quad Flat No-Lead Plastic Package (SCQFN)  
 Rev 2, 12/18



Notes:

- Dimensions are in millimeters.  
 Dimensions in ( ) for Reference Only.
  - Dimensioning and tolerancing conform to AMSE Y14.5m-1994.
  - Unless otherwise specified, tolerance : Decimal  $\pm 0.05$
- ④ This dimension applies to the metallized terminal and is measured between 0.15mm and 0.30mm from the terminal tip.
- ⑤ Tiebar shown (if present) is a non-functional feature.
- ⑥ The configuration of the pin #1 identifier is optional, but must be located within the zone indicated. The pin #1 identifier may be either a mold or mark feature.

