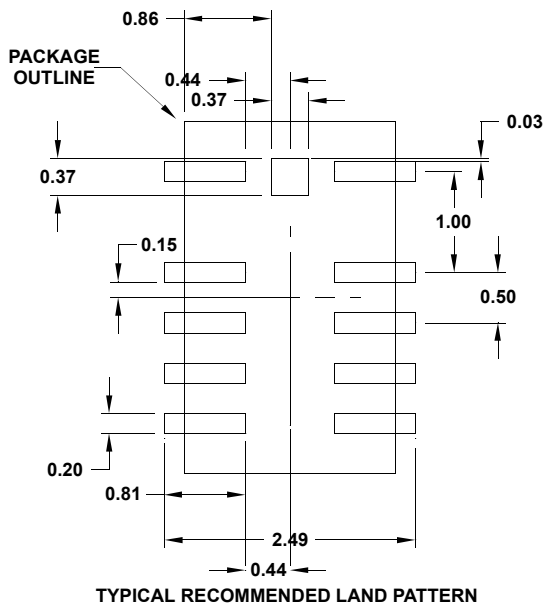
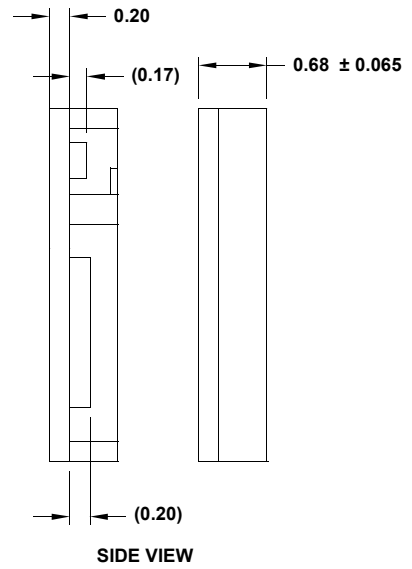
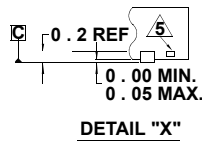
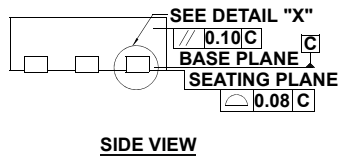
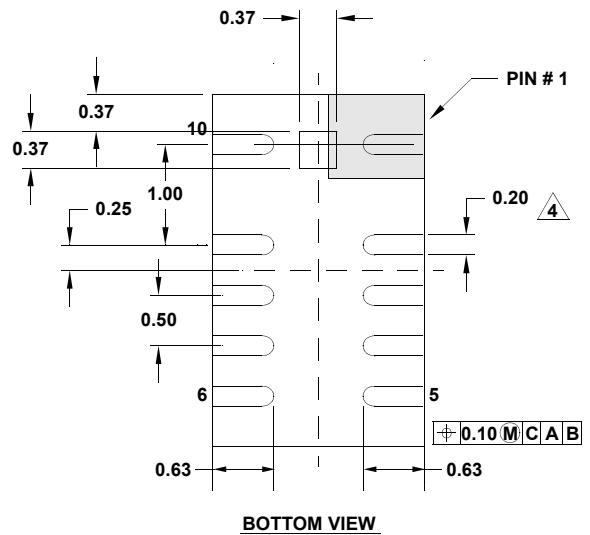
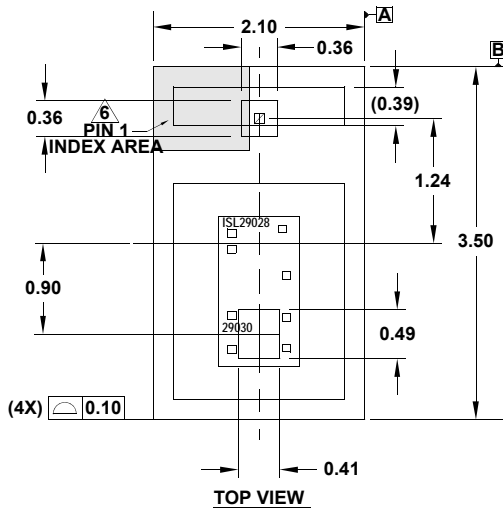


Package Outline Drawing

L10.2.1X3.5E

10 LEAD OPTICAL CO-PACKAGE

Rev 3, 4/15



NOTES:

1. Dimensions are in millimeters.
Dimensions in () for Reference Only.
2. Dimensioning and tolerancing conform to ASME Y14.5m-1994.
3. Unless otherwise specified, tolerance: Decimal ± 0.05
4. Dimension applies to the metallized terminal and is measured between 0.015mm and 0.30mm from the terminal tip.
5. Tiebar shown (if present) is a non-functional feature and may be located on any of the 4 sides (or ends).
6. The configuration of the pin #1 identifier is guaranteed by the non-symmetry of the package created by the 2 omitted pads.