

To our customers,

---

## Old Company Name in Catalogs and Other Documents

---

On April 1<sup>st</sup>, 2010, NEC Electronics Corporation merged with Renesas Technology Corporation, and Renesas Electronics Corporation took over all the business of both companies. Therefore, although the old company name remains in this document, it is a valid Renesas Electronics document. We appreciate your understanding.

Renesas Electronics website: <http://www.renesas.com>

April 1<sup>st</sup>, 2010  
Renesas Electronics Corporation

Issued by: Renesas Electronics Corporation (<http://www.renesas.com>)

Send any inquiries to <http://www.renesas.com/inquiry>.

ROM number	
------------	--

**RENESAS TECHNOLOGY  
SINGLE-CHIP 16-BIT MICROCOMPUTER  
R5F21182XXXSP/DD/NP  
ROM PROGRAMMING CONFIRMATION FORM**

Receipt	Date:	
	Section mgr signature	PIC signature

Note: Please fill in all items marked \*.

* Applicant	Company Name	TEL	Applicant signature	Submitted by
	Date issued	Year / Month / Date		(     )

\* Mask file

Please kindly verify and confirm the mask file in the submitted floppy disk prior to submission. The submitted floppy disk must be 3.5-inch 2HD type and DOS/V format. And the number of the mask file must be 1 mask file per one floppy disk.

Part Number     R5F21182XXXSP     R5F21182XXXDD     R5F21182XXXNP

File Code      

--	--	--	--	--	--	--	--

      (hexadecimal notation)

Mask file name    

--	--	--	--	--	--	--	--

      .MSK (no more than 8 characters)

**CAUTION:**

Note 1 : ROM data confirmation request

ROM programming will be processed based on the mask file generated by the mask file generating utility. Only in case when ROM data programmed in the actual mass produced product differs from that of above mentioned mask file, RENESAS takes the responsibility. There is no Engineering Sample, thus please confirm the ROM data at the receipt of the Initial product delivery.

Should you find any problem, please return immediately. 2 weeks without technical error feedback towards RENESAS will automatically be regarded as acceptance of products.

Note 2 : Mask Option

A fixed mask option data (01<sub>16</sub>) must be written to the option data address (10<sub>16</sub>) .

Note 3 : Mark specification

Please refer to Figs. 1-3 about mark specification.

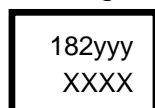


Fig. 1 R5F21182XXXSP

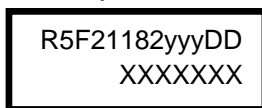


Fig. 2 R5F21182XXXDD

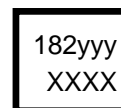


Fig. 3 R5F21182XXXNP

yyy : ROM number  
XXXX or XXXXXXXX  
: Lot number