

[Upgrade to Revision]

R20TS1005EJ0100

Rev.1.00

Feb. 01, 2024

Solution Toolkit

QE for Motor V1.3.0: Development Assistance Tool for Motor

## Outline

QE for Motor, a development assistance tool for motor, has been updated from V1.2.0 to V1.3.0.

### 1. Description

For details of the update, supported devices and how to install the product, refer to the release note at the link below.

- QE for Motor V1.3.0 Release Note

<https://www.renesas.com/document/rln/qe-motor-v130-release-note>

The main changes are as follows.

#### 1.1 Addition of Supported Devices

- The following group is now supported.

RA Family: RA8T1

#### 1.2 Renewal of Main View

The main view has two display types that you can switch between. To open the main view, select the e<sup>2</sup>studio menu, [Renesas Views], [Renesas QE], and [Motor Workflow (QE)].

When the view is wide, it is displayed the operation guide and illustration shown in Figure 1 as a detailed guide. When the view is narrowed, a simple guide is displayed (Figure 2). Switching the width toggles between these view guides.

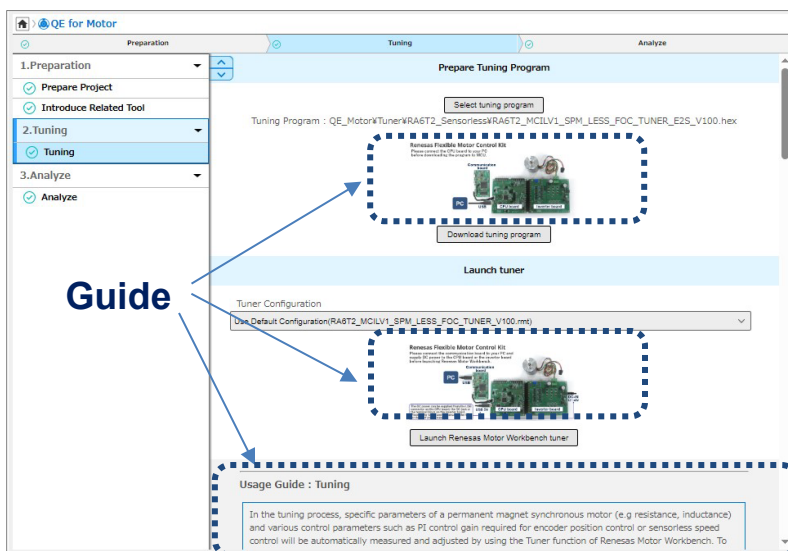


Figure 1: Detailed guide

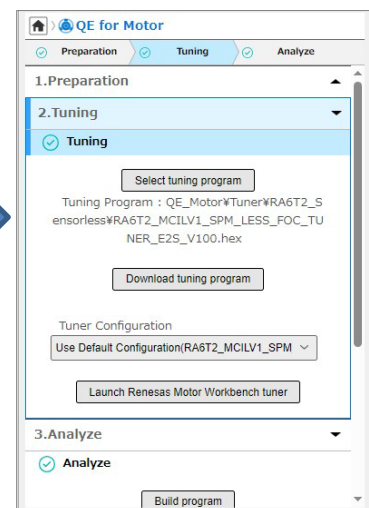


Figure 2: Simple guide

### 1.3 Updated sample program download wizard

The sample program download wizard has been updated. In new wizard, you can search the sample program by selecting target board. The new sample program download wizard can be opened from [Download and import motor sample program] button on [Prepare Project] page.

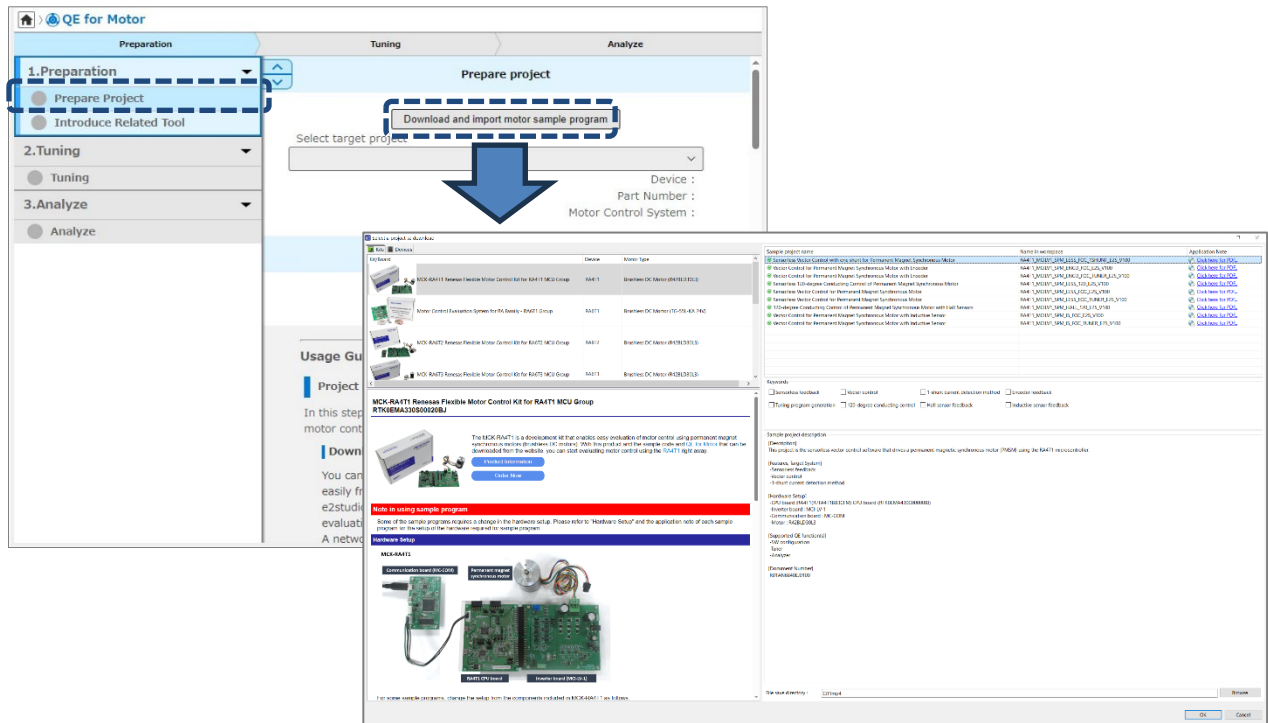


Figure 3: Open the Sample Program Download Wizard

## 2. Operating Environment

- Renesas e<sup>2</sup> studio 2023-07 (or later)
  - ※ If you are using a version of e<sup>2</sup> studio earlier than 2023-07, update it to 2023-07 or later.

## 3. Obtaining the Product

Download the installer for QE for Motor V1.3.0 from the following URL:

<https://www.renesas.com/software-tool/qe-motor-development-assistance-tool-motor-applications#tab-release-information>

**Revision History**

Rev.	Date	Description	
		Page	Summary
1.00	Feb.01.24	-	First edition issued

Renesas Electronics has used reasonable care in preparing the information included in this document, but Renesas Electronics does not warrant that such information is error free. Renesas Electronics assumes no liability whatsoever for any damages incurred by you resulting from errors in or omissions from the information included herein.

The past news contents have been based on information at the time of publication. Now changed or invalid information may be included.

The URLs in the Tool News also may be subject to change or become invalid without prior notice.

**Corporate Headquarters**

TOYOSU FORESIA, 3-2-24 Toyosu,  
Koto-ku, Tokyo 135-0061, Japan  
[www.renesas.com](http://www.renesas.com)

**Contact Information**

For further information on a product, technology, the most up-to-date version of a document, or your nearest sales office, please visit:  
[www.renesas.com/contact/](http://www.renesas.com/contact/)

**Trademarks**

Renesas and the Renesas logo are trademarks of Renesas Electronics Corporation. All trademarks and registered trademarks are the property of their respective owners.