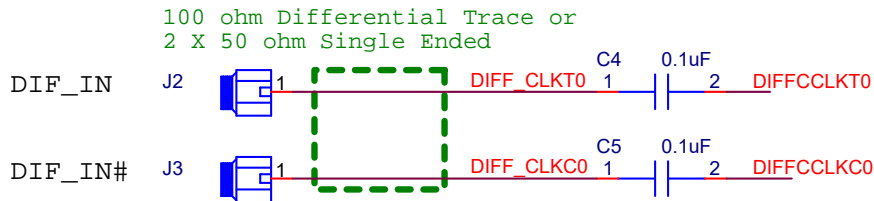
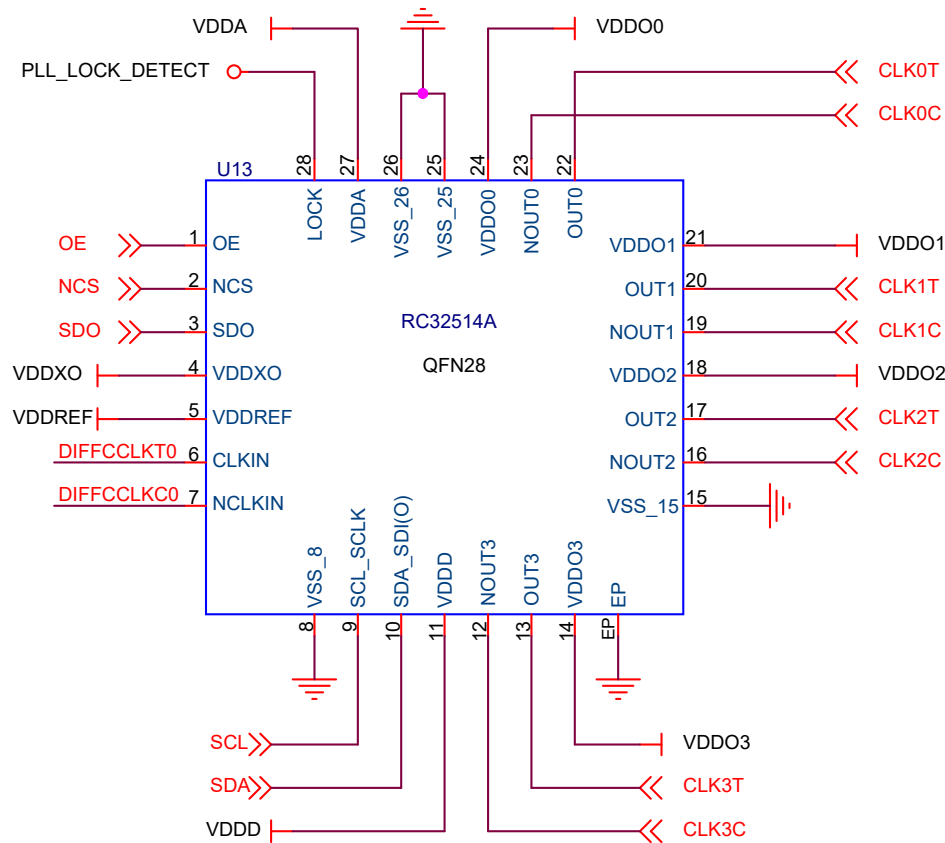



RC32514A with 4 output pairs



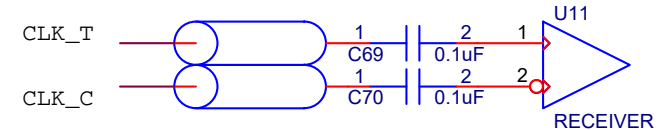
The RC32514A CLKIN input has on-chip termination and DC bias. The CLKIN input is customizable with two types of terminations or the termination disabled. It is also possible to configure CLKIN for single ended CMOS (1.8V swing).

OUTPUT TERMINATION

LVC MOS TERMINATION

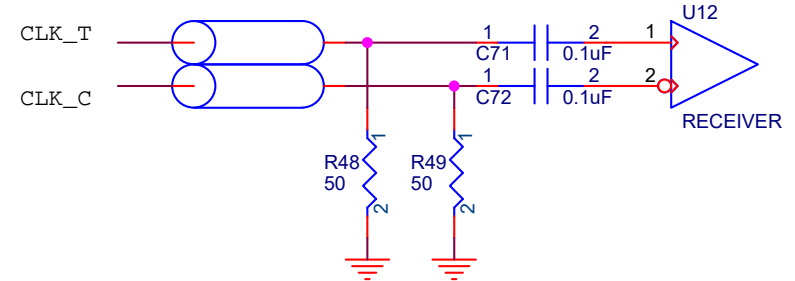


HCSL TERMINATION* using Internal Termination



When internal termination of Merlin output driver is enabled. AC coupling is optional.

HCSL TERMINATION* using External Termination

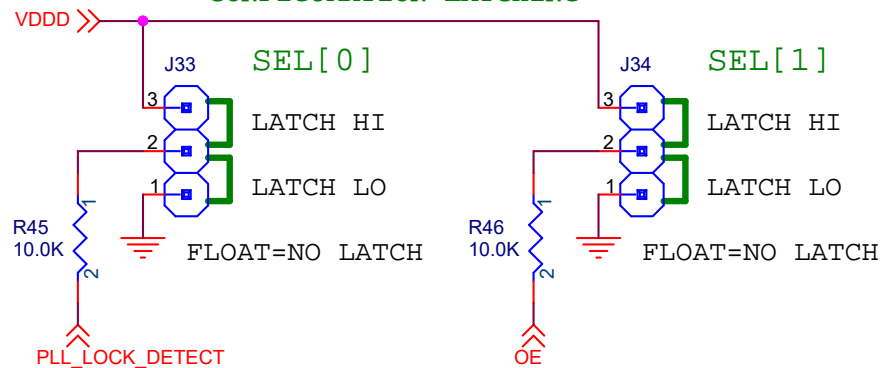


When internal termination is disabled. AC coupling is optional after the external termination with R48 and R49.

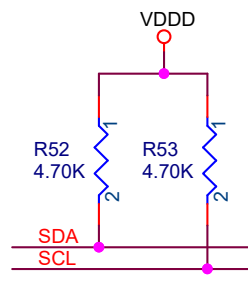
* When AC coupling, the Common Mode Voltage is removed and the differential signal will be compatible with most generic differential clock inputs.

Title		
FemtoClock 2 Reference Schematic		
Size	Document Number	Rev
A	RC32514A_FC2_REF-SCHEM	A
Date:	Tuesday, July 06, 2021	Sheet 1 of 4

CONFIGURATION LATCHING



The PLL_LOCK_DETECT and OE pins can be used to latch a pre-programmed configuration. Pull either high or low through a 10K resistor to latch either "1" or "0" for the Select bit. Two bits for selecting one of 4 pre-programmed configurations.



I2C lines SCL and SDA cannot rise above VDDD. Please use Level Shifter when I2C host uses higher than VDDD voltage levels. VDDD can be up to 3.3V to connect to an I2C host without level shifter.

Title

FemtoClock 2 Reference Schematic

Size
A

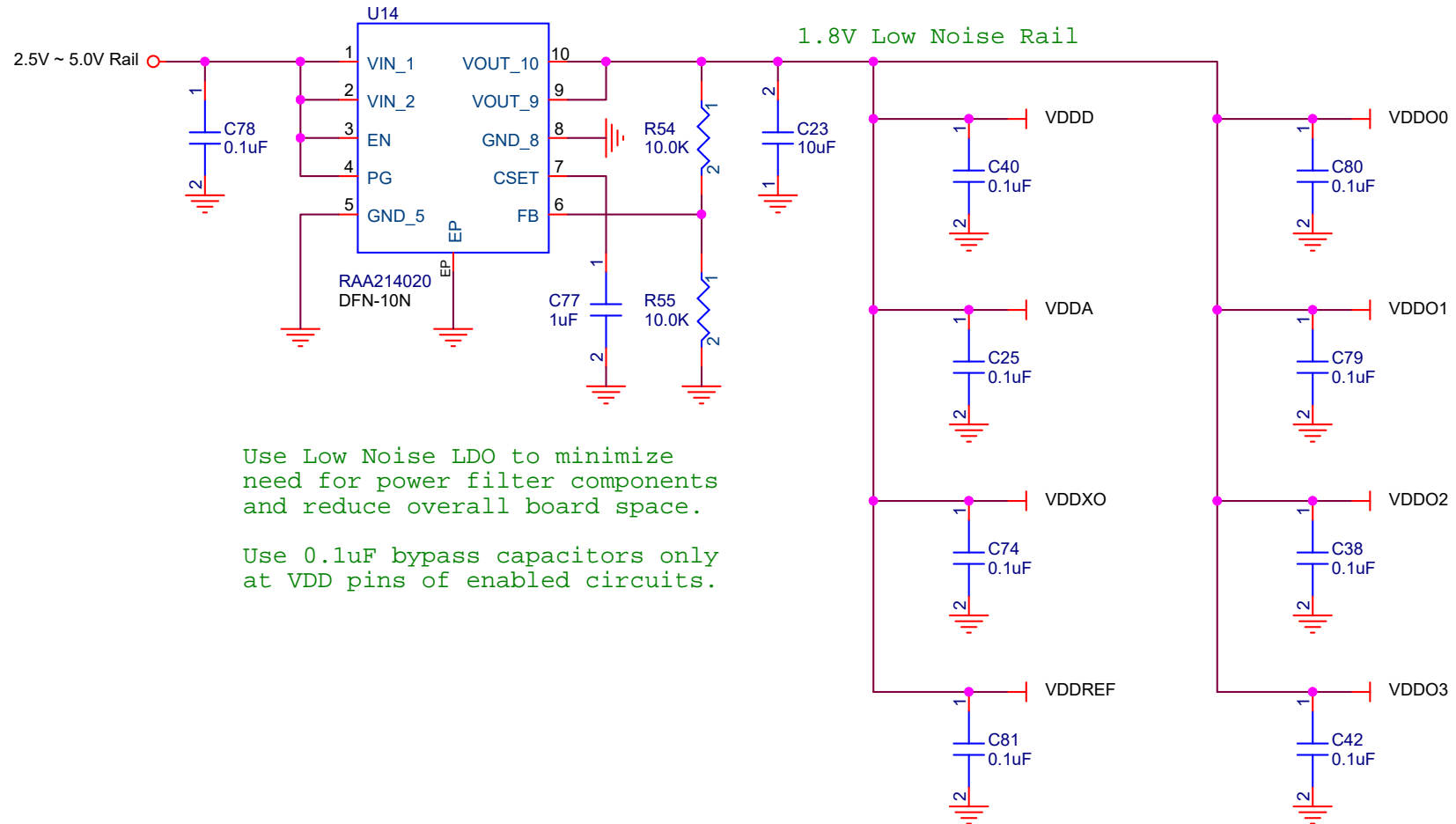
Document Number
RC32514A_FC2_REF-SCHEM

Rev
A

Date: Tuesday, July 06, 2021

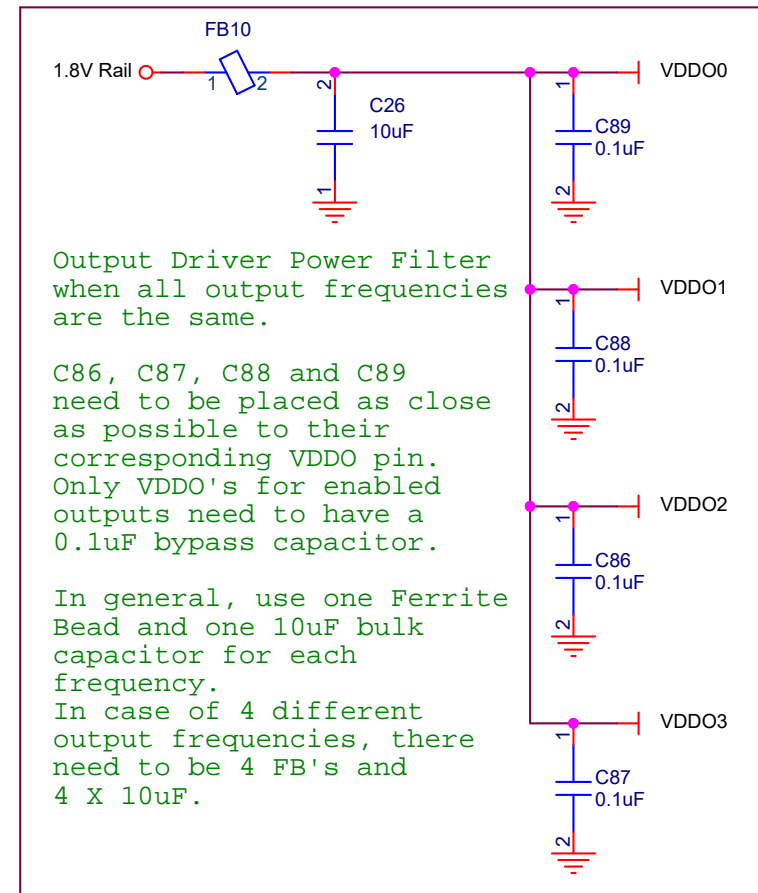
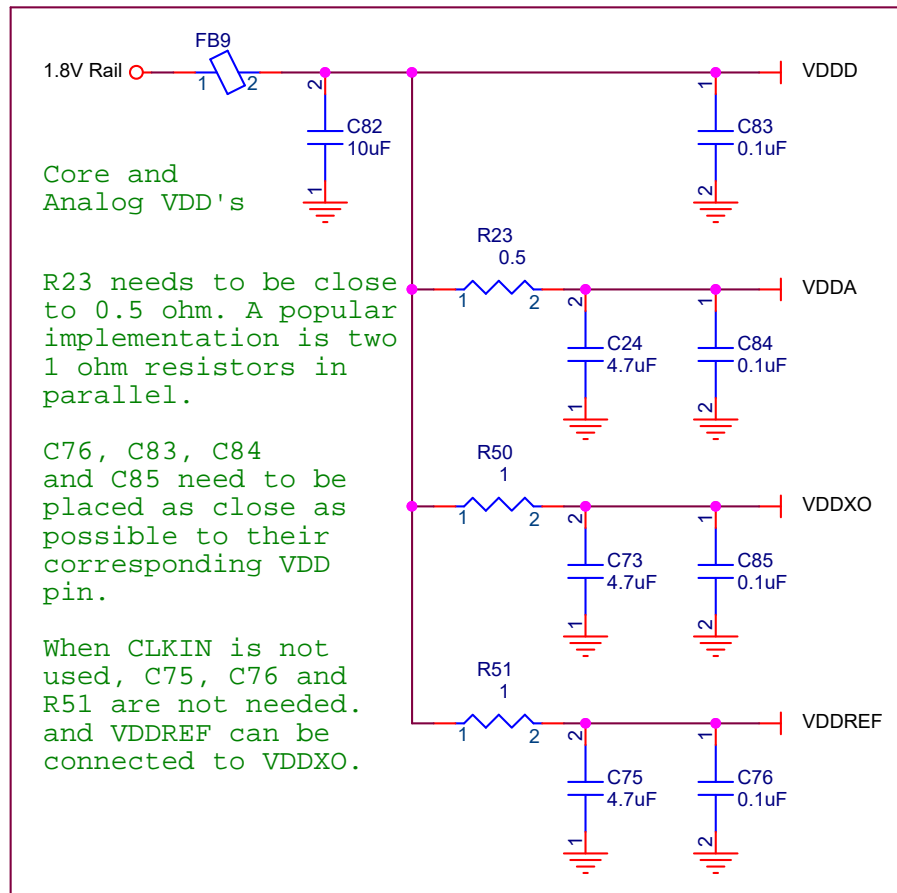
Sheet 2 of 4

POWER SUPPLY FILTERING, USING A REGULATOR



Title		
FemtoClock 2 Reference Schematic		
Size	Document Number	Rev
A	RC32514A_FC2_REF-SCHEM	A
Date:	Tuesday, July 06, 2021	Sheet 3 of 4

POWER SUPPLY FILTERING, USING FERRITE BEADS



Title
FemtoClock 2 Reference Schematic

Size A Document Number
RC32514A_FC2_REF-SCHEM

Rev
A

Date: Tuesday, July 06, 2021

Sheet 4 of 4

IMPORTANT NOTICE AND DISCLAIMER

RENESAS ELECTRONICS CORPORATION AND ITS SUBSIDIARIES ("RENESAS") PROVIDES TECHNICAL SPECIFICATIONS AND RELIABILITY DATA (INCLUDING DATASHEETS), DESIGN RESOURCES (INCLUDING REFERENCE DESIGNS), APPLICATION OR OTHER DESIGN ADVICE, WEB TOOLS, SAFETY INFORMATION, AND OTHER RESOURCES "AS IS" AND WITH ALL FAULTS, AND DISCLAIMS ALL WARRANTIES, EXPRESS OR IMPLIED, INCLUDING, WITHOUT LIMITATION, ANY IMPLIED WARRANTIES OF MERCHANTABILITY, FITNESS FOR A PARTICULAR PURPOSE, OR NON-INFRINGEMENT OF THIRD-PARTY INTELLECTUAL PROPERTY RIGHTS.

These resources are intended for developers who are designing with Renesas products. You are solely responsible for (1) selecting the appropriate products for your application, (2) designing, validating, and testing your application, and (3) ensuring your application meets applicable standards, and any other safety, security, or other requirements. These resources are subject to change without notice. Renesas grants you permission to use these resources only to develop an application that uses Renesas products. Other reproduction or use of these resources is strictly prohibited. No license is granted to any other Renesas intellectual property or to any third-party intellectual property. Renesas disclaims responsibility for, and you will fully indemnify Renesas and its representatives against, any claims, damages, costs, losses, or liabilities arising from your use of these resources. Renesas' products are provided only subject to Renesas' Terms and Conditions of Sale or other applicable terms agreed to in writing. No use of any Renesas resources expands or otherwise alters any applicable warranties or warranty disclaimers for these products.

(Disclaimer Rev.1.01)

Corporate Headquarters

TOYOSU FORESIA, 3-2-24 Toyosu,
Koto-ku, Tokyo 135-0061, Japan
www.renesas.com

Contact Information

For further information on a product, technology, the most up-to-date version of a document, or your nearest sales office, please visit www.renesas.com/contact-us/.

Trademarks

Renesas and the Renesas logo are trademarks of Renesas Electronics Corporation. All trademarks and registered trademarks are the property of their respective owners.