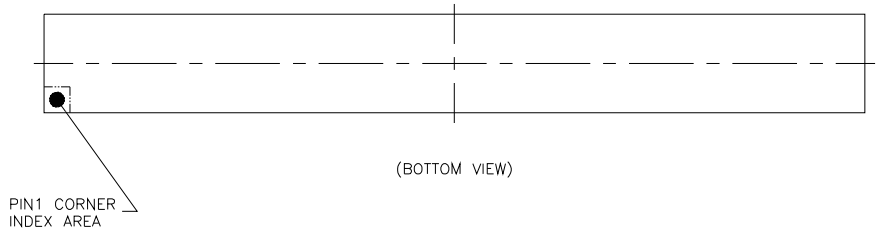
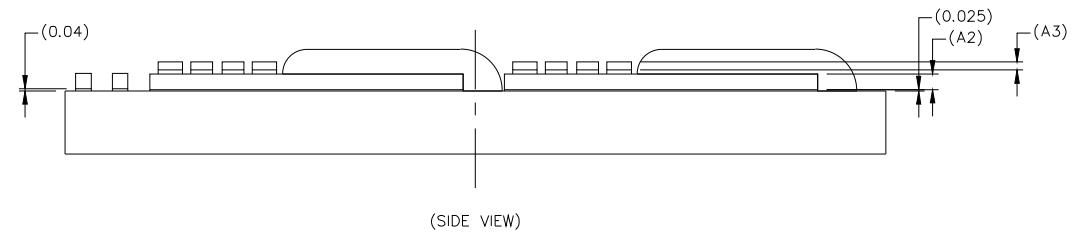
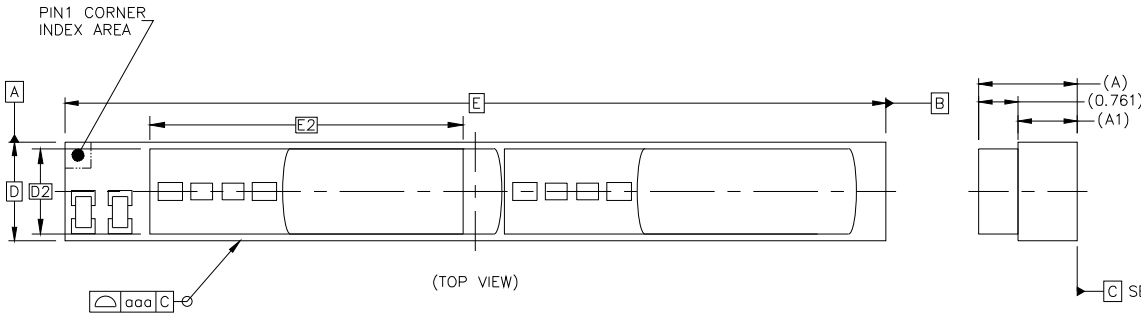


DATE CREATED	REVISIONS		
	REV	DESCRIPTION	AUTHOR
4/29/19	00	INITIAL RELEASE	JH
9/10/19	01	Change thickness "A & A1"	JH
10/8/19	02	Add Tolerance Dim D2 & E2	JH

NOTE: REFER TO DCP FOR OFFICIAL RELEASE DATE

NOTE: CGM "ZMED023 Product"



	SYMBOL	COMMON DIMENSIONS		
		MIN.	NOM.	MAX.
TOTAL THICKNESS	A	1.704	1.904	2.104
SUBSTRATE THICKNESS	A1	1.093	1.143	1.193
DIE THICKNESS	A2	0.2875	0.300	0.3125
LED THICKNESS	A3		0.155	REF
BODY SIZE	D		1.905	BSC
	E		15.875	BSC
DIE SIZE	D2	1.671	1.676	1.681
	E2	6.085	6.09	6.095
PACKAGE EDGE TOLERANCE	aaa	0.1		
MOLD FLATNESS	bbb	---		
COPLANARITY	ddd	---		
BALL OFFSET (PACKAGE)	eee	---		
BALL OFFSET (BALL)	fff	---		

TOLERANCES
UNLESS SPECIFIED
DECIMAL ANGULAR
X±
XX±
XXX±



6024 SILVER CREEK
VALLEY ROAD. SAN JOSE,
CA 95138
PHONE: (408) 284-8200
FAX: (408) 284-3572

TITLE Package Outline Drawing, ZMED023
MOD0 15.875 x 1.905 x 1.904 mm.

SIZE C	DRAWING No. PSC-4698	REV 02
------------------	-------------------------	-----------

DO NOT SCALE DRAWING SHEET 1 OF 1