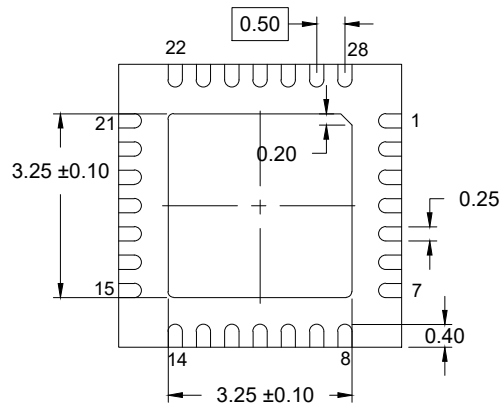
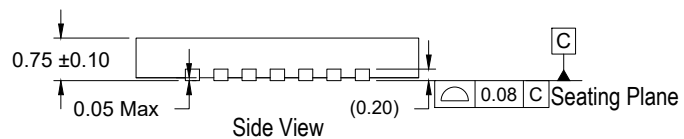


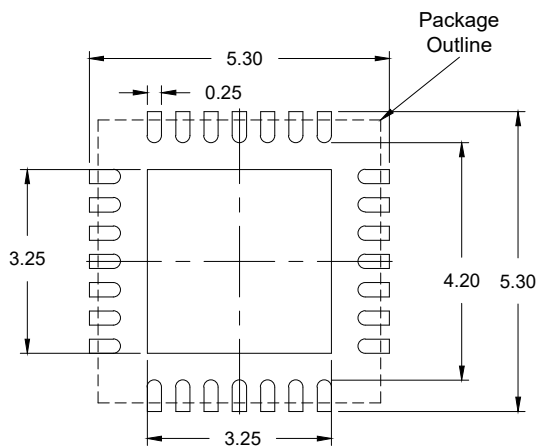
Top View



Bottom View



Side View



Recommended Land Pattern  
(PCB Top View, NSMD Design)

NOTES:

1. JEDEC compatible.
2. All dimensions are in mm and angles are in degrees.
3. Use  $\pm 0.05$  mm for the non-toleranced dimensions.
4. Numbers in ( ) are for references only.

DESCRIPTION			
REV		DATE	APPROVED
00	INITIAL RELEASE	06/04/10	KS
01	Correction on L	09/22/10	DP
02	Combine POD & Land Pattern	01/22/14	J.HUA
03	Update to new Format	08/05/24	JH/RC

TOLERANCES UNLESS SPECIFIED		 6024 Silver Creek Valley Road San Jose CA 95138 PHONE: (408) 284-8200 FAX: (408) 284-8591
DECIMAL	ANGULAR	
X±	±1°	
XX±		
XXX±		

TITLE NBG28 PACKAGE OUTLINE  
5.0 x 5.0x 0.75mm Body, 0.50mm Pitch  
VFQFN

SIZE	DRAWING No.	REV
C	PSC-4312	03