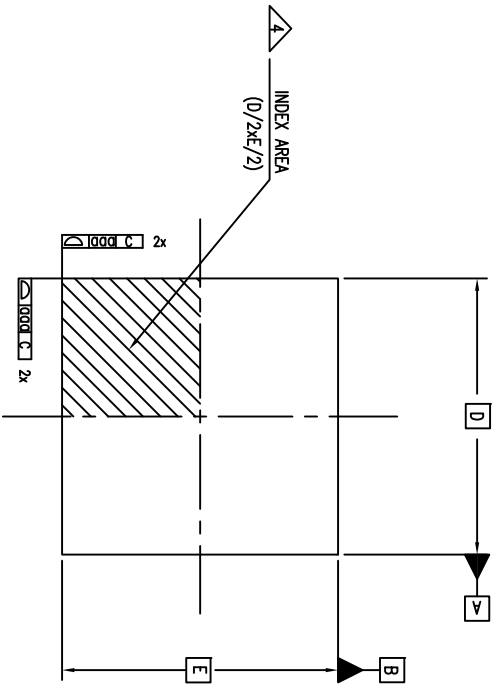
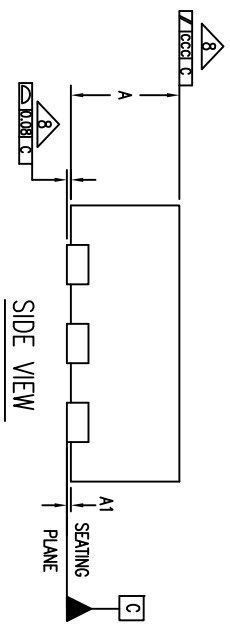


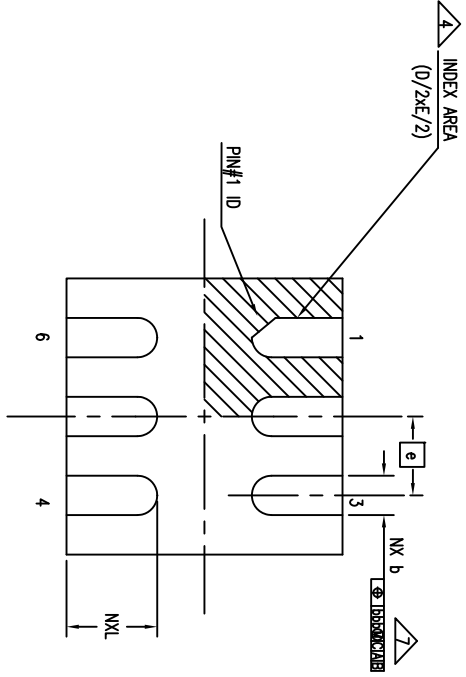
REVISIONS			
REV	DESCRIPTION	DATE	APPROVED
00	INITIAL RELEASE	2/9/09	R/C
01	COMBINE POD & LAND PATTERN	1/29/14	J/H



9 TOP VIEW



SIDE VIEW



BOTTOM VIEW

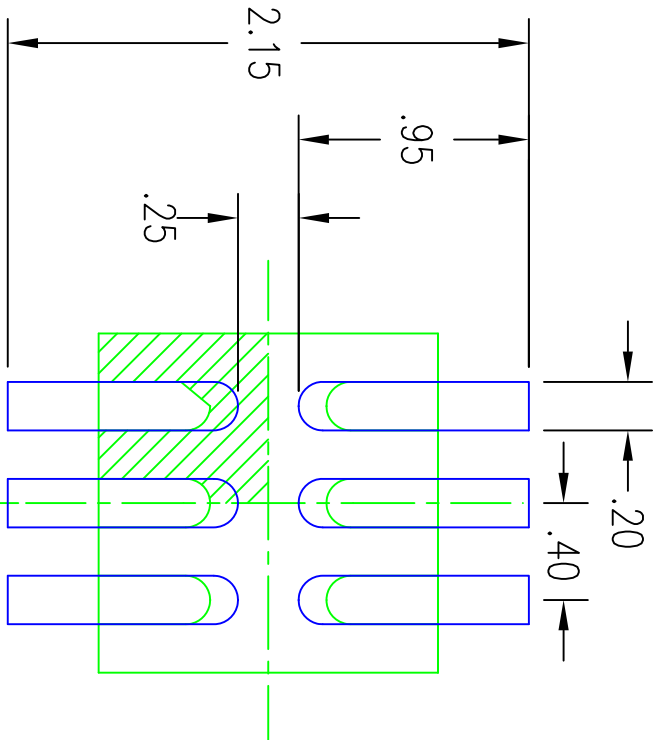
NOTE:

1. Dimensioning and tolerancing conform to ASME Y14.5M-1994.
  2. All dimensions are in millimeters, angles are in degrees (°)
  3. N is the totla number of terminals.
  4. The location of the terminal #1 identifier and terminal numbering convention conforms to JEDEC publication 95 SPP-002.
  5. ND and NE refer to the number of terminals on each D and E side perpectively.
  6. NJR refers to NON JEDEC REGISTERED
- △ Dimension b applies to metallized terminal and is measured between 0.10 mm and 0.30mm from the terminal tip. If the terminal has the optional radius on the other end of the terminal, the dimension b should not be measured in that radius.
- △ Coplanarity applies to the terminals and all other bottom surface metallization.
- △ Drawing shown are for illustration only.

S Y M B O L	JEDEC VARIATION			N O T E
	MIN	NOM	MAX	
A	0.51	0.55	0.60	
A1	0.00	0.02	0.05	
D		1.40 BSC		
E		1.40 BSC		
N		6		
e		0.40 BSC		
b	0.15	0.20	0.25	
L	0.36	0.46	0.56	


TOLERANCES UNLESS SPECIFIED		6024 Silver Creek Valley Rd	
DECIMAL	ANGULAR	Son Jose, CA 95136	
XXX±	±	PHONE: (408) 284-8200	
XXXX±		FAX: (408) 284-3572	
XXXX±		www.IDT.com	
APPROVALS	DATE	TITLE	
DRAWN: J24G	2/9/09	ND/NDG6 PACKAGE OUTLINE	
CHECKED		1.4 x 1.4 mm BODY	
		0.4 mm PITCH VFQFN	
SIZE	DRAWING No.	REV	
C	PSC-4245	01	
DO NOT SCALE DRAWING			SHEET 1 OF 2

REVISIONS			
REV	DESCRIPTION	DATE	APPROVED
00	INITIAL RELEASE	2/9/09	R.C
01	COMBINE POD & LAND PATTERN	1/29/14	J.H



- NOTES:
1. ALL DIMENSIONS ARE IN MM. ANGLES IN DEGREES.
  2. TOP DOWN VIEW. AS VIEWED ON PCB.
  3. COMPONENT OUTLINE IS SHOWN FOR REFERENCE IN GREEN.
  4. LAND PATTERN IN BLUE. NSMD PATTERN ASSUMED.
  5. LAND PATTERN RECOMMENDATION PER IPC-7351B GENERIC REQUIREMENT FOR SURFACE MOUNT DESIGN AND LAND PATTERN.

TOLERANCES UNLESS SPECIFIED		DECIMAL		ANGULAR	
XXX±		±			
XXXX±					
XXXX±					
APPROVALS	DATE	TITLE			
DRAWN <i>RAJG</i>	2/9/09	ND/NDG6 PACKAGE OUTLINE			
CHECKED		1.4 x 1.4 mm BODY			
		0.4 mm PITCH VFQFN			
		SIZE	DRAWING No.	REV	
		C	PSC-4245	01	
DO NOT SCALE DRAWING					
					SHEET 2 OF 2


**IDT™**  
 6024 Silver Creek Valley Rd  
 San Jose, CA 95138  
 PHONE: (408) 284-9200  
 FAX: (408) 284-3572  
[www.idt.com](http://www.idt.com)