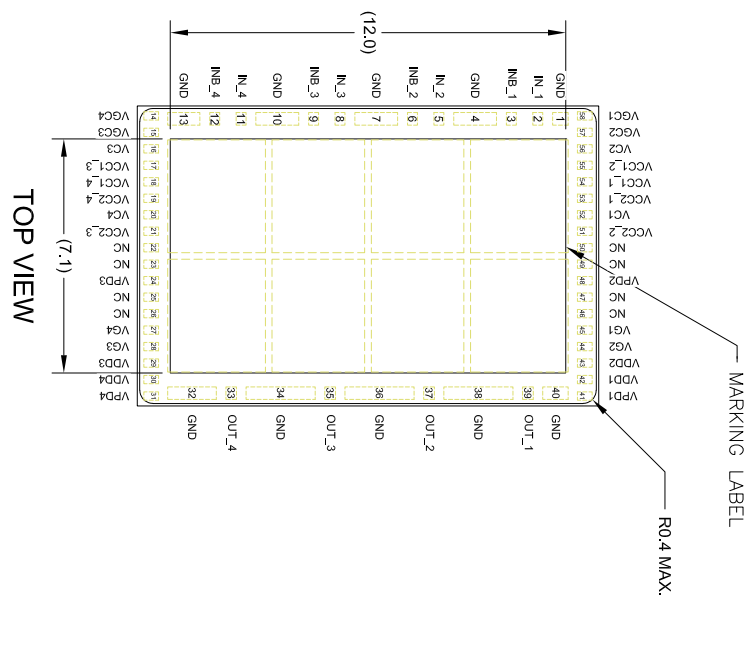
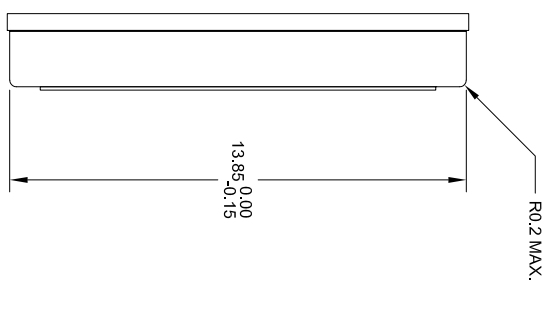
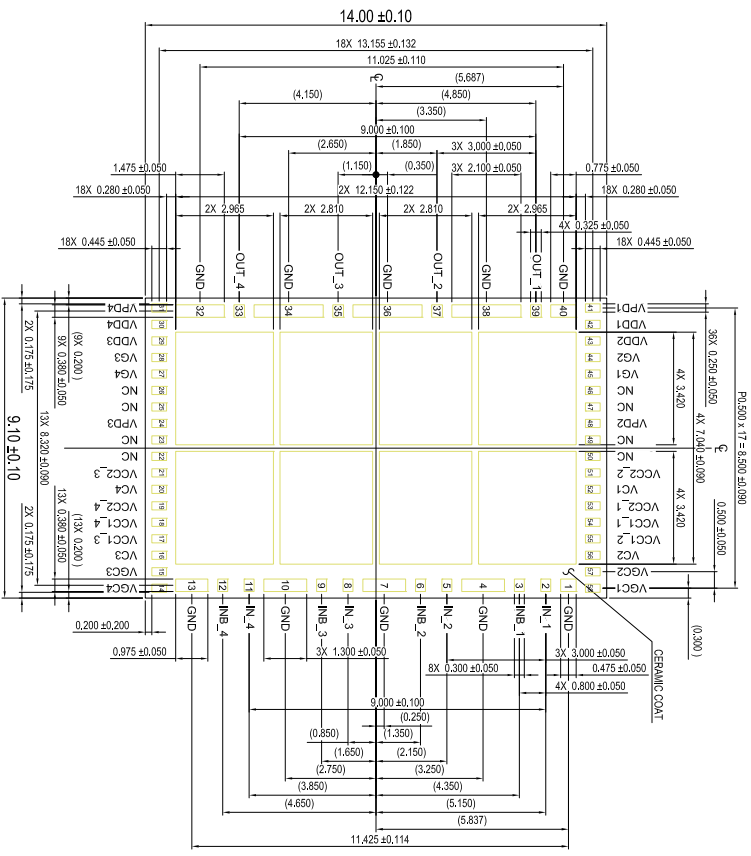
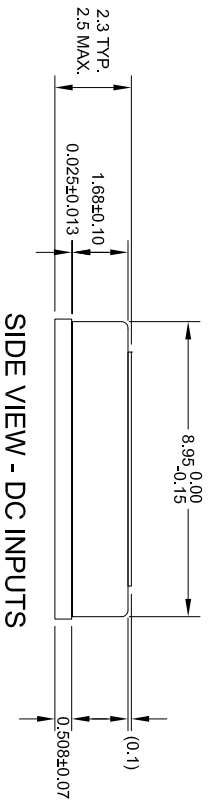


DATE		REVISIONS		AUTHOR
CREATED	REV	DESCRIPTION	INITIAL RELEASE	WLT/EO
7/5/18	00			

NOTE: REFER TO DCP FOR OFFICIAL RELEASE DATE



- NOTES:**
1. ALL DIMENSIONS ARE IN MILLIMETERS (mm).
  2. TOLERANCES ARE ±0.15mm UNLESS OTHERWISE SPECIFIED.
  3. CONNECT UNLABELED (LARGE) PADS TO GROUND.

TOLERANCES UNLESS SPECIFIED		<p>6024 Silver Creek Valley Road San Jose, CA 95138 PHONE: (408) 284-8200 FAX: (408) 284-8591</p>
DECIMAL	ANGULAR	
XXX±	±	
XXXX±	XXXX±	
TITLE		<p>CX74470 Package Outline Drawing 9.10 x 14.00 x 2.30 mm Module</p>
DRAWING No.		
PSC-4764		
REV		
DO NOT SCALE DRAWING		SHEET 1 OF 1