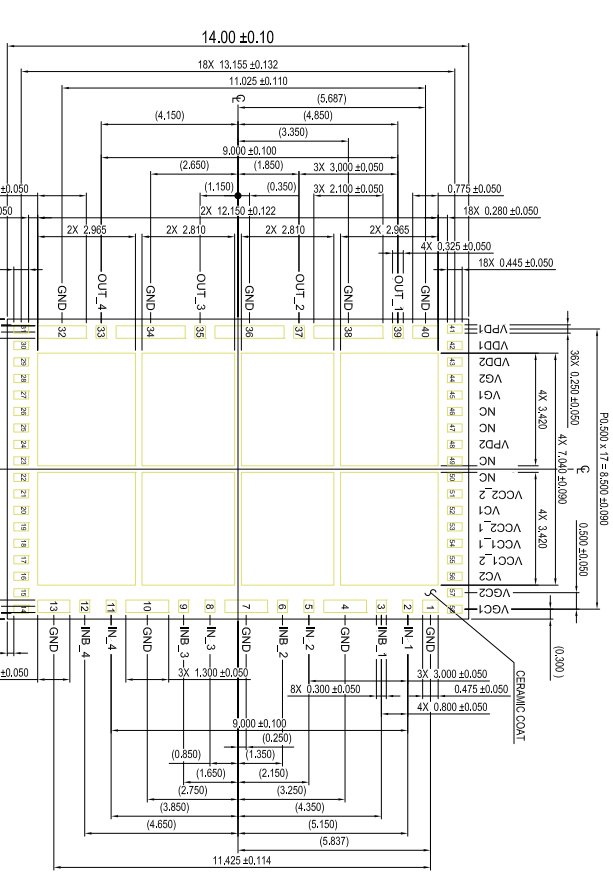
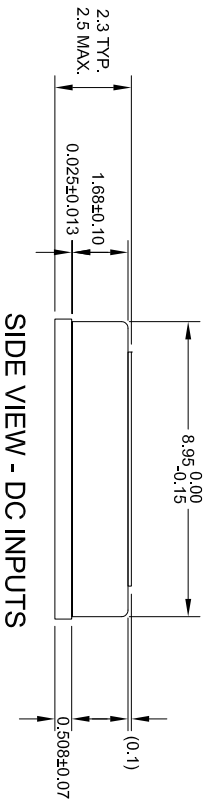
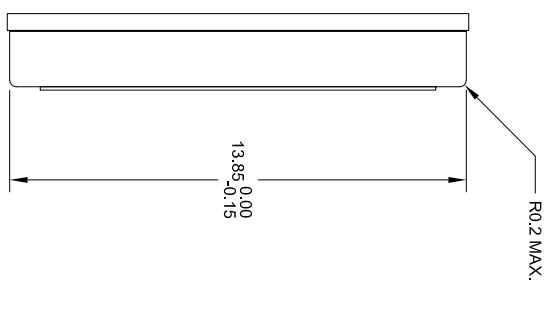


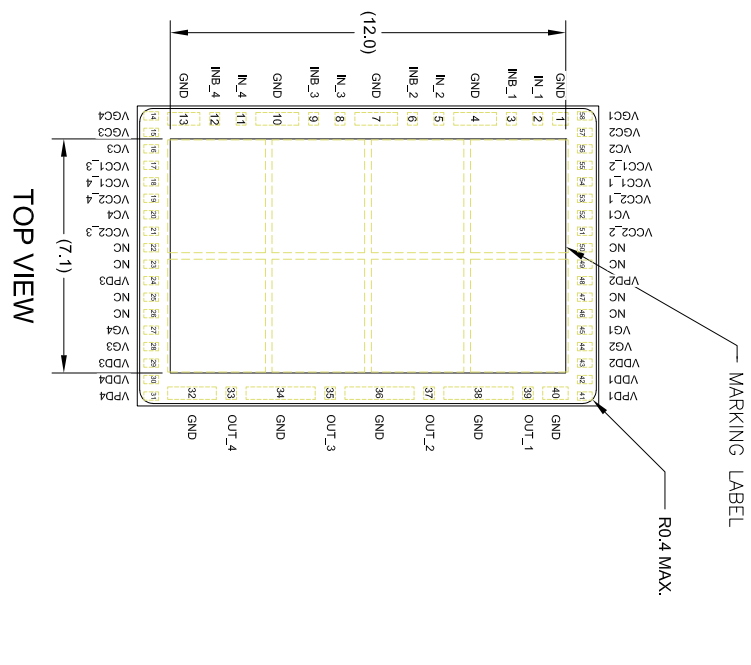
DATE		REVISIONS		AUTHOR
CREATED	7/5/18	REV	00	WLTED
DESCRIPTION				INITIAL RELEASE
NOTE: REFER TO DCP FOR OFFICIAL RELEASE DATE				



BOTTOM VIEW



SIDE VIEW - RF INPUTS



TOP VIEW

- NOTES:
1. ALL DIMENSIONS ARE IN MILLIMETERS (mm).
  2. TOLERANCES ARE ±0.15mm UNLESS OTHERWISE SPECIFIED.
  3. CONNECT UNLABELED (LARGE) PADS TO GROUND.

TOLERANCES UNLESS SPECIFIED  
 DECIMAL ±  
 ANGULAR ±  
 XXXX±  
 XXXXX±

www.IDT.com  
 6024 Silver Creek Valley Road  
 San Jose, CA 95138  
 PHONE: (408) 284-8200  
 FAX: (408) 284-8591

www.IDT.com  
 6024 Silver Creek Valley Road  
 San Jose, CA 95138  
 PHONE: (408) 284-8200  
 FAX: (408) 284-8591

TITLE CX74470 Package Outline Drawing  
 9.10 x 14.00 x 2.30 mm Module  
 MOD0

SIZE C DRAWING No. PSC-4764 REV 00  
 DO NOT SCALE DRAWING SHEET 1 OF 1