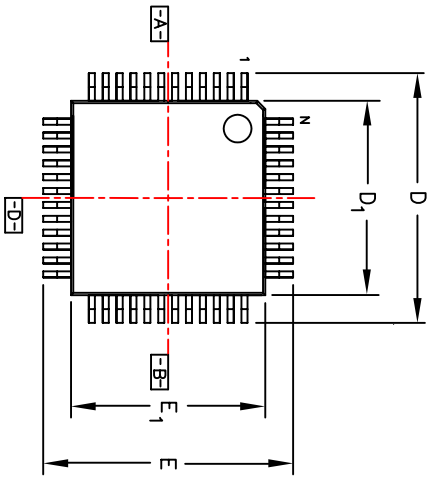
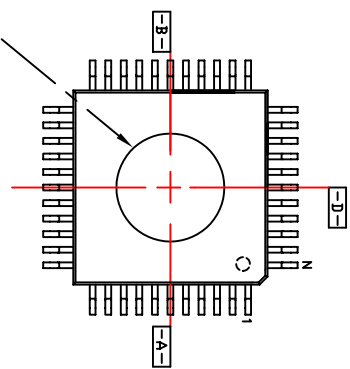


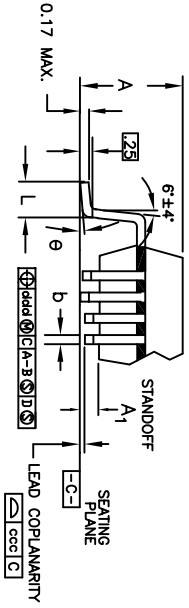
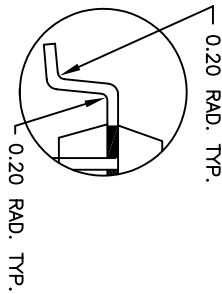
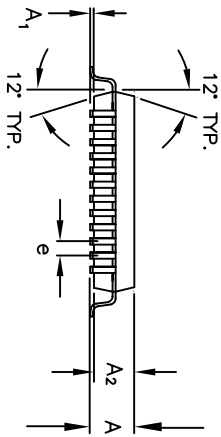
TOP PACKAGE



BOTTOM PACKAGE
(DIE UP VERSION)



EXPOSED HEATSINK
(BOTTOM PACKAGE):
4.32±0.12 DIA
INTRUSION: 0.0127mm MAX.,
PROTRUSION: 0.021mm MAX.



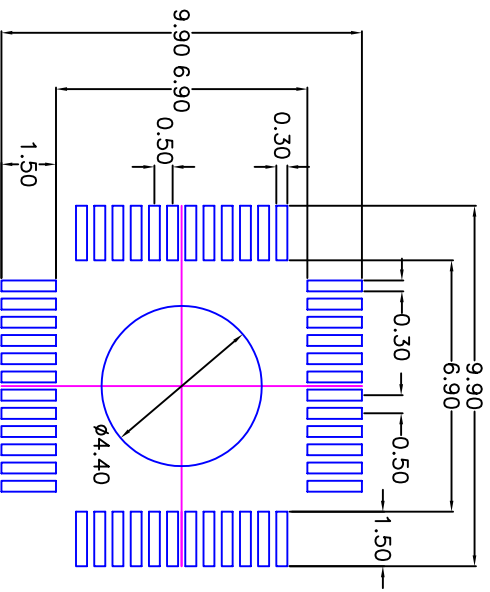
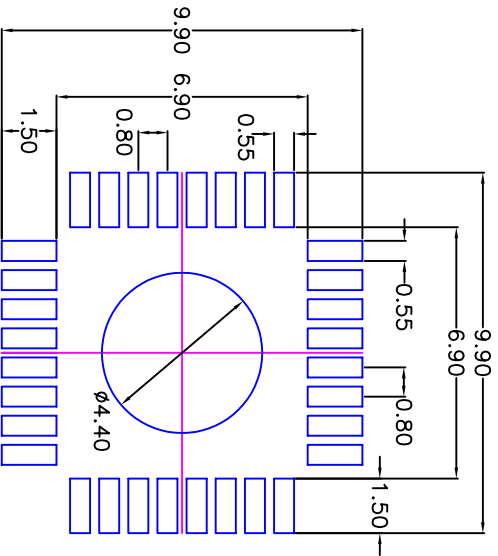
REVISIONS			
REV	DESCRIPTION	DATE	APPROVED
00	INITIAL RELEASE	02/25/08	RC
01	COMBINE POD & LAND PATTERN	07/16/13	KS

LEAD COUNT	32L			48L		64L	
	DIMS.	TOL.	1.4mm THICK	1.4mm THICK	1.4mm THICK	1.4mm THICK	1.4mm THICK
A		MAX.			1.60		
A1		±.05			.05 MIN./ .15 MAX.		
A2		±.20			1.40		
D		±.10			9.00		
D1		±.10			7.00		
E		±.20			9.00		
E1		±.10			7.00		
L		+ .15/- .10			.60		
e		BASIC			.80		.40
b		±.05			.35		.22
theta					0°-7°		.18
ddd		MAX.	.20		.08		.07
ccc		MAX.	.10		.08		.08
JEDEC REFERENCE DRAWING			MS-026		MS-026		MS-026
VARIATION DESIGNATOR			BBA		BBC		BBD

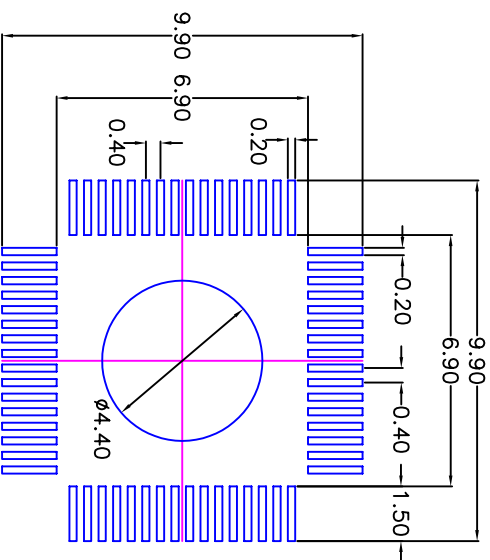
- NOTES:
1. All dimensions in mm.
 2. Dimensions shown are nominal with tolerances indicated.
 3. Foot length 'L' is measured at gage plane 0.25mm above seating plane.
 4. For die up, the heatsink is on package bottom. For die down, the heatsink is on package top.

TOLERANCES UNLESS SPECIFIED	ANGULAR ±1°	 8024 Silver Creek Valley Road San Jose CA 95138 PHONE: (408) 284-8200 FAX: (408) 284-8591 www.IDT.com
DECIMAL XX±	XXX±	
APPROVALS	DATE	
DRAWN <i>dadg</i>	02/25/08	
CHECKED		TITLE ES/ESG_48 PACKAGE OUTLINE 7.0 x 7.0 mm BODY 0.50 mm PITCH LQFP
SIZE	DRAWING No.	REV
C	PSC-4205	01
DO NOT SCALE DRAWING		SHEET 1 OF 2

REVISIONS			
REV	DESCRIPTION	DATE	APPROVED
00	INITIAL RELEASE	02/25/08	RC
01	COMBINE POD & LAND PATTERN	07/16/13	KS



RECOMMENDED LAND PATTERN DIMENSION



- NOTES:
1. ALL DIMENSION ARE IN mm. ANGLES IN DEGREES.
 2. TOP DOWN VIEW, AS VIEWED ON PCB.
 3. LAND PATTERN IN BLUE. NSMD PATTERN ASSUMED.
 4. LAND PATTERN RECOMMENDATION PER IPC-7351B LP CALCULATOR.

TOLERANCES UNLESS SPECIFIED		6024 Silver Creek Valley Road	
DECIMAL	ANGULAR	San Jose CA 95138	
$\pm .01$	$\pm 1^\circ$	PHONE: (408) 284-8200	
XX.X	XXXX	FAX: (408) 284-8891	
DRAWN ∂dlc		www.IDT.com	
CHECKED	DATE	TITLE	
	02/25/08	ES/ESG 48 PACKAGE OUTLINE	
SIZE		7.0 x 7.0 mm BODY	
C	DRAWING No.	0.50 mm PITCH LQFP	
DO NOT SCALE DRAWING		PSC-4205	REV
			01
		SHEET	2 OF 2