
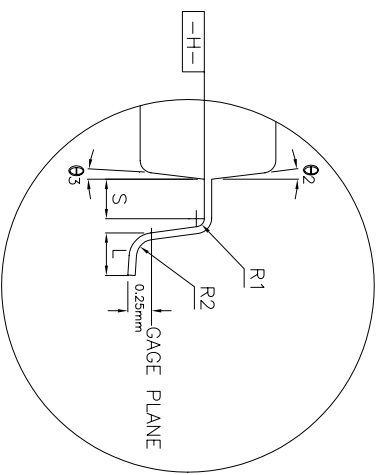
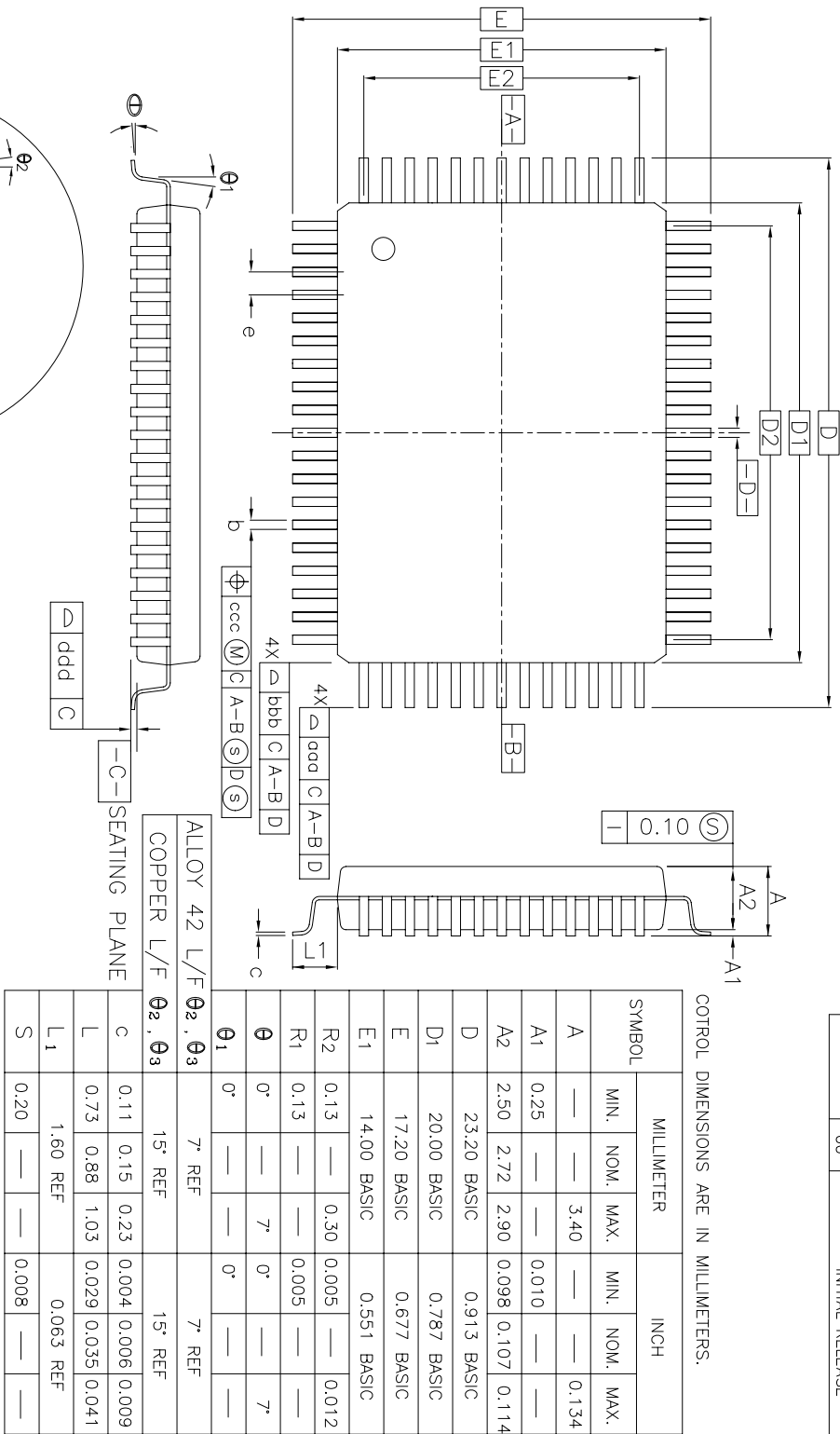


| REVISIONS |     |                 |          |          |
|-----------|-----|-----------------|----------|----------|
| DCN       | REV | DESCRIPTION     | DATE     | APPROVED |
|           | 00  | INITIAL RELEASE | 07/13/09 | P.PAIK   |



|                             |             |                    |                            |
|-----------------------------|-------------|--------------------|----------------------------|
| TOLERANCES UNLESS SPECIFIED |             | DECIMAL ANGULAR    |                            |
| XX±                         | .105        | ±1°                |                            |
| XXX±                        | .030        |                    |                            |
| APPROVALS                   | DATE        | TITLE              | EC/ECG/ECR PACKAGE OUTLINE |
| DRAWN <i>QAC</i>            | 7/13/09     | 14 x 20 mm BODY    |                            |
| CHECKED                     |             | 0.50 mm PITCH PQFP |                            |
| SIZE                        | DRAWING NO. | REV                |                            |
| C                           | PSC-4257    | 00                 |                            |

**IDT™**  
www.IDT.com  
6024 SILVER CREEK VALLEY ROAD, SAN JOSE, CA 95138  
PHONE: (408) 284-8200  
FAX: (408) 284-3572

DO NOT SCALE DRAWING SHEET 1 OF 2

| REVISIONS |     |                 |          |          |
|-----------|-----|-----------------|----------|----------|
| DCN       | REV | DESCRIPTION     | DATE     | APPROVED |
|           | 00  | INITIAL RELEASE | 07/13/09 | P.PAIK   |

| SYMBOL                          | 64L       |      |      | 80L        |       |       | 100L      |      |      | 128L       |       |       |
|---------------------------------|-----------|------|------|------------|-------|-------|-----------|------|------|------------|-------|-------|
|                                 | MIN.      | NOM. | MAX. | MIN.       | NOM.  | MAX.  | MIN.      | NOM. | MAX. | MIN.       | NOM.  | MAX.  |
| b                               | 0.35      | 0.40 | 0.50 | 0.014      | 0.016 | 0.020 | 0.30      | 0.35 | 0.45 | 0.012      | 0.014 | 0.018 |
| e                               | 1.00 BSC. |      |      | 0.039 BSC. |       |       | 0.80 BSC. |      |      | 0.031 BSC. |       |       |
| D2                              | 18.00 REF |      |      | 0.709 REF  |       |       | 18.40 REF |      |      | 0.724      |       |       |
| E2                              | 12.00 REF |      |      | 0.472 REF  |       |       | 12.00 REF |      |      | 0.472      |       |       |
| TOLERANCES OF FORM AND POSITION |           |      |      |            |       |       |           |      |      |            |       |       |
| qqa                             | 0.25      |      |      | 0.010      |       |       | 0.25      |      |      | 0.010      |       |       |
| bbb                             | 0.20      |      |      | 0.008      |       |       | 0.20      |      |      | 0.008      |       |       |
| ccc                             | 0.20      |      |      | 0.008      |       |       | 0.20      |      |      | 0.008      |       |       |
| ddd                             | 0.10      |      |      | 0.004      |       |       | 0.10      |      |      | 0.004      |       |       |

NOTES :

- DIMENSION D1 AND E1 DO NOT INCLUDE MOLD PROTRUSION. ALLOWABLE PROTRUSION IS 0.25mm PER SIDE. DIMENSIONS D1 AND E1 DO INCLUDE MOLD MISMATCH AND ARE DETERMINED AT DATUM PLANE -H-
- DIMENSION b DOES NOT INCLUDE DAMBAR PROTRUSION. ALLOWABLE DAMBAR PROTRUSION SHALL BE 0.08mm TOTAL IN EXCESS OF THE b DIMENSION AT MAXIMUM MATERIAL CONDITION. DAMBAR CANNOT BE LOCATED ON THE LOWER RADIUS OR THE LEAD FOOT.

|                             |             |                            |  |         |  |
|-----------------------------|-------------|----------------------------|--|---------|--|
| TOLERANCES UNLESS SPECIFIED |             | DECIMAL                    |  | ANGULAR |  |
| XX                          | .105        | ±1°                        |  |         |  |
| XXX                         | .030        |                            |  |         |  |
| APPROVALS                   | DATE        | TITLE                      |  |         |  |
| DRAWN <i>QAC</i>            | 7/13/09     | EC/ECG/ECR PACKAGE OUTLINE |  |         |  |
| CHECKED                     |             | 14 x 20 mm BODY            |  |         |  |
|                             |             | 0.50 mm PITCH PQFP         |  |         |  |
| SIZE                        | DRAWING No. | REV                        |  |         |  |
| C                           | PSC-4257    | 00                         |  |         |  |
| DO NOT SCALE DRAWING        |             | SHEET 2 OF 2               |  |         |  |



6024 SILVER CREEK VALLEY ROAD, SAN JOSE, CA 95138  
 PHONE: (408) 284-8200  
 FAX: (408) 284-3572

www.IDT.com