

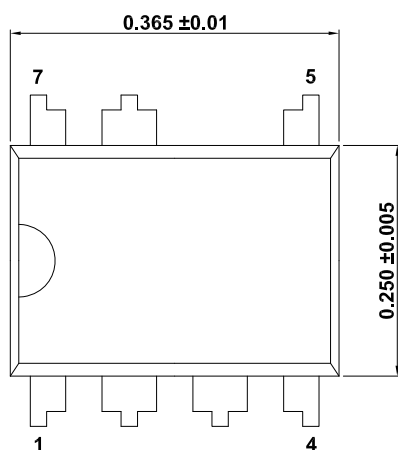
Plastic Packages for Integrated Circuits

Package Outline Drawing

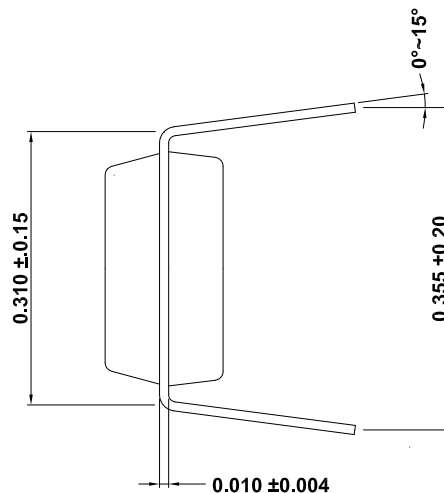
E7.3

7 Lead Plastic Dual Inline Package (PDIP)

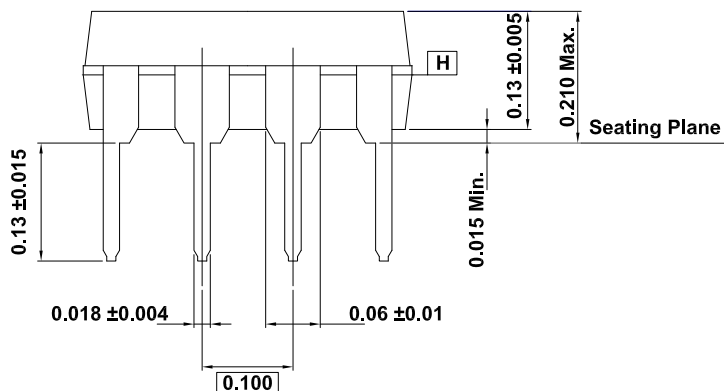
Rev 1, 4/2022



Top View



Side View



Side View

Notes:

1. Jedec outline: N/A.
2. D, E1 Dimensions do not include mold flash or protrusions. Mold flash or protrusions exceed 0.010 inch.
3. eB is measured at the lead tips with the leads unconstrained.
4. Pointed or rounded lead tips are preferred to ease insertion.
5. Distance between leads including dam bar protrusions are 0.005 inch minimum.
6. Datum plane **H** coincident with the bottom of lead, where lead exits body.