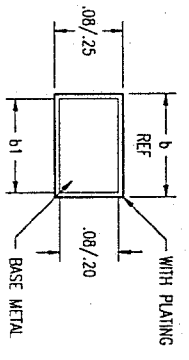
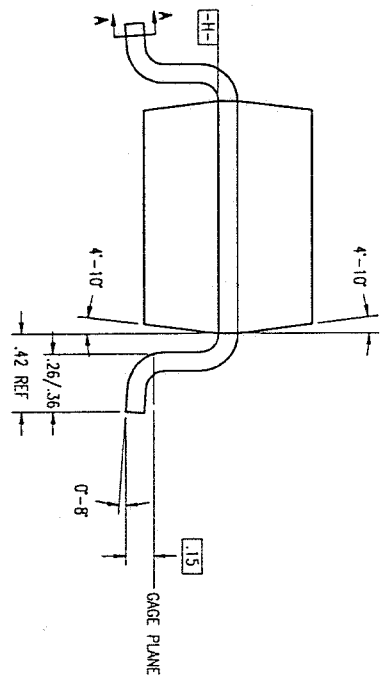
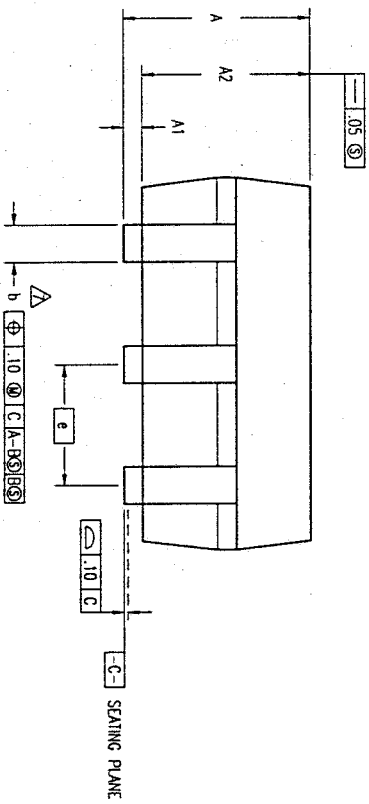
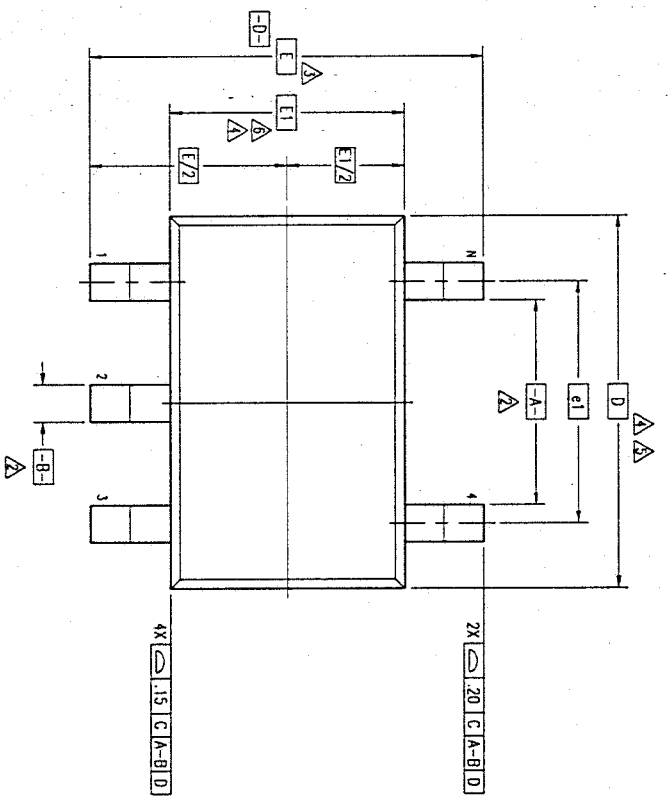


REVISIONS				
DCN	REV	DESCRIPTION	DATE	APPROVED
61764	00	INITIAL RELEASE	01/15/99	<i>[Signature]</i>



SECTION A-A

JAN 27 1999

TOLERANCES UNLESS SPECIFIED			Integrated Device Technology, Inc. 2875 Steiner Way, Santa Clara, CA 95054 PHONE: (408) 727-6116 FAX: (408) 492-8674 TWX: 810-338-2070	
DECIMAL	±		ANGULAR	±
APPROVALS	DATE	TITLE	SIZE	REV
DRAWN <i>[Signature]</i> CHECKED	01/15/99	DY PACKAGE OUTLINE (SC-70) 1.25 mm BODY WIDTH SHRINK SOT .65 mm LEAD PITCH	C	00
DO NOT SCALE DRAWING			PSC-4072	SHEET 1 OF 2

REVISIONS				
DCN	REV	DESCRIPTION	DATE	APPROVED
61764	00	INITIAL RELEASE	01/15/99	<i>[Signature]</i>

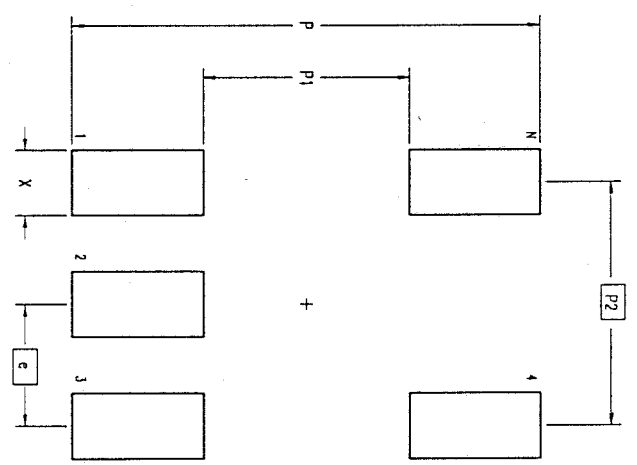
LAND PATTERN DIMENSIONS

JAN 27 1999

SYMBOL	JEDEC VARIATION			NOM	MAX
	AA				
A	MIN	NOM	MAX	1.10	
A1	.00	-	.10		
A2	.70	.90	1.00		
D	2.00 BSC			4.5	
E	2.10 BSC			3	
E1	1.25 BSC			4.6	
e	.65 BSC				
e1	1.30 BSC				
b	.15	-	.30		
b1	.15	.20	.25		
N	5				

NOTES:

- ALL DIMENSIONING AND TOLERANCING CONFORM TO ASME Y14.5M-1994
- DATUMS **-A-** AND **-B-** TO BE DETERMINED AT DATUM PLANE **-H-**
- DIMENSION E TO BE DETERMINED AT SEATING PLANE **-C-**
- DIMENSIONS D AND E1 ARE TO BE DETERMINED AT DATUM PLANE **-H-**
- DIMENSION D DOES NOT INCLUDE MOLD FLASH, PROTRUSIONS OR GATE BURRS. MOLD FLASH, PROTRUSIONS OR GATE BURRS SHALL NOT EXCEED .15 mm PER SIDE
- DIMENSION E1 DOES NOT INCLUDE INTERLEAD FLASH OR PROTRUSIONS. INTERLEAD FLASH OR PROTRUSIONS SHALL NOT EXCEED .15 mm PER SIDE
- LEAD WIDTH DIMENSION DOES NOT INCLUDE DAMBAR PROTRUSION. ALLOWABLE DAMBAR PROTRUSION IS .08 mm IN EXCESS OF THE LEAD WIDTH DIMENSION AT MAXIMUM MATERIAL CONDITION. DAMBAR CANNOT BE LOCATED ON THE LOWER RADIUS OR THE FOOT
- THESE DIMENSIONS APPLY TO THE FLAT SECTION OF THE LEAD BETWEEN .08 AND .15 mm FROM THE LEAD TIP
- ALL DIMENSIONS ARE IN MILLIMETERS
- THIS OUTLINE CONFORMS TO JEDEC PUBLICATION 95 REGISTRATION MO-203, VARIATION AA



	MIN	MAX
P	2.40	2.60
P1	1.00	1.20
P2	1.30 BSC	
X	.30	.40
e	.65 BSC	
N	5	

TOLERANCES UNLESS SPECIFIED		Integrated Device Technology, Inc.	
DECIMAL	ANGULAR	2875 Steiner Way, Santa Clara, CA 95054	
XX.X	±	Phone: (408) 727-6116	
XXXX		Fax: (408) 482-8674	
XXXXX		TWR: 910-338-2070	
APPROVALS	DATE	TITLE	DRY PACKAGE OUTLINE (SC-70)
DRAWN <i>[Signature]</i>	01/19/99	SIZE	1.25 mm BODY WIDTH SHRINK SOT
CHECKED		DRAWING No.	.65 mm LEAD PITCH
		PSC-4072	
		REV	00
DO NOT SCALE DRAWING		SHEET 2 OF 2	