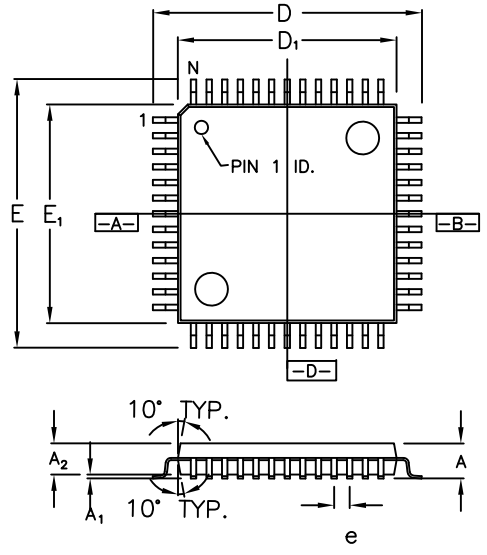


REVISIONS			
REV	DESCRIPTION	DATE	APPROVED
00	INITIAL RELEASE	4/25/01	P.PAIK
01	LEAD FORM	11/16/09	P.PAIK
02	CHANGE A1 DIM	3/11/10	M.ABAYA
03	ADD PACKAGE CODE	12/12/12	RC
04	REMOVE DNG64 & 80 UPDATE DIMENSION	4/19/16	JH

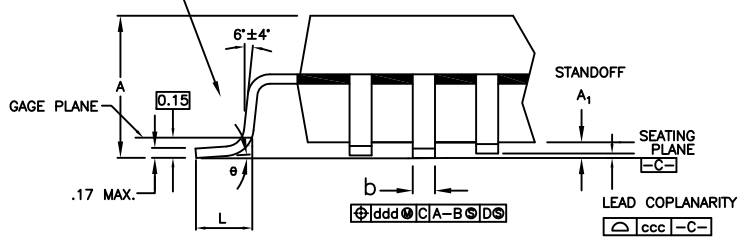
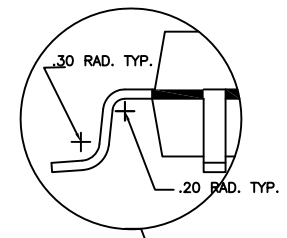


ANOTHER VARIATION OF PIN 1 VISUAL AID

PKG MARK - DN	DN/DNG52
PACKAGE THICKNESS	2.70
JEDEC VARIATION	BB-1
DIMS.	TOLS.
	LEADS
A	MAX
A1	0.10MIN/0.50MAX.
A2	±.20
D	±.25
D1	±.10
E	±.25
E1	±.10
L	+.15/- .10
e	BASIC
b	±.08
θ	0°~7°
ddd	.20 NOM.
ccc	MAX.

NOTES :

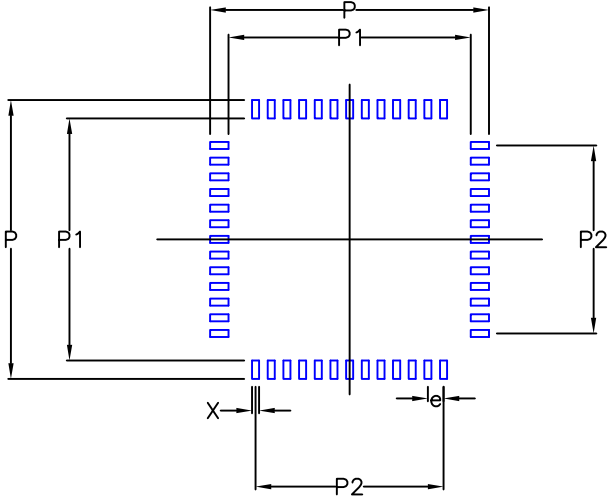
1. ALL DIMENSIONS IN MILLIMETERS.
2. DIMENSIONS SHOWN ARE NOMINAL WITH TOLERANCES AS INDICATED.
3. FOOT LENGTH "L" IS MEASURED AT GAGE PLANE, 0.25 ABOVE SEATING PLANE.
4. THIS OUTLINE CONFORMS TO JEDEC PUBLICATION 95 REGISTRATION MO-108.



UNLESS OTHERWISE SPECIFIED DIMENSIONS ARE IN MILLIMETERS		6024 SILVER CREEK VALLEY ROAD, SAN JOSE, CA 95138 PHONE: (408) 284-8200 FAX: (408) 284-3572
DECIMAL	ANGULAR	
XX ±0.10 XXX ±0.05 XXXX ±0.03		
APPROVALS	DATE	DN/DNG PACKAGE OUTLINE
DRAWN P3CP	4/24/01	14 X 14 mm BODY PQFP
CHECKED		1.60/0.15 mm FORM, 2.70 mm THICK
DRAWING No.		SIZE SCALE REV
PSC-4100		B N/A 04
DO NOT SCALE DRAWING		SHEET 1 OF 2

REVISIONS			
REV	DESCRIPTION	DATE	APPROVED
00	INITIAL RELEASE	4/25/01	P.PAIK
01	LEAD FORM	11/16/09	P.PAIK
02	CHANGE A1 DIM	3/11/10	M.ABAYA
03	ADD PACKAGE CODE	12/12/12	RC
04	REMOVE DNG64 & 80 UPDATE DIMENSION	4/19/16	JH

LAND PATTERN DIMENSIONS



	MIN	MAX
P	17.80	18.00
P1	14.40	14.60
P2	12.00 BSC	
X	.45	.55
e	1.00 BSC	
N	52	

UNLESS OTHERWISE SPECIFIED
DIMENSIONS ARE IN MILLIMETERS
DECIMAL ANGULAR
XX ±0.10 ±1°
XXX ±0.05
XXXX ±0.03

IDT™ 6024 SILVER CREEK
VALLEY ROAD, SAN JOSE, CA 95138
PHONE: (408) 284-8200
FAX: (408) 284-3572

APPROVALS	DATE	DN/DNG PACKAGE OUTLINE		
DRAWN <i>PSCP</i>	4/24/01	14 X 14 mm BODY PQFP		
CHECKED		1.60/0.15 mm FORM, 2.70 mm THICK		
		DRAWING No.	SIZE	SCALE
		PSC-4100	B	N/A
		DO NOT SCALE DRAWING	SHEET 2	OF 2
			REV	
			04	