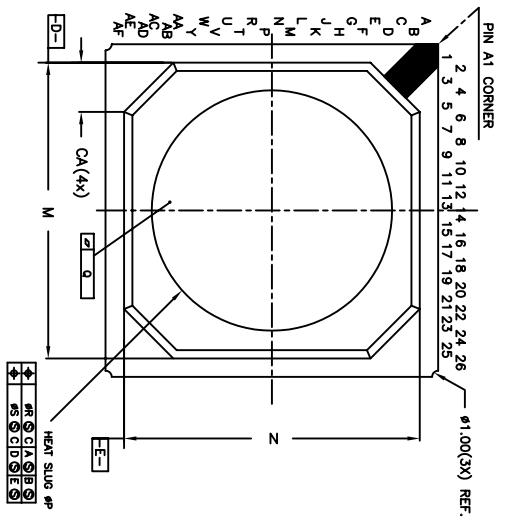
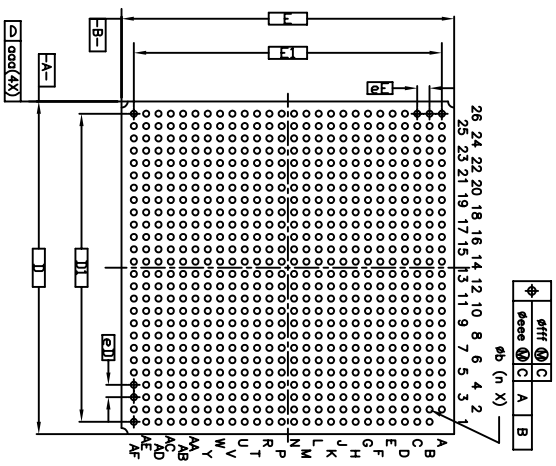


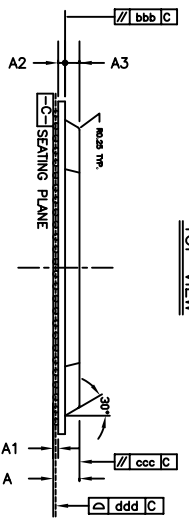
TOP VIEW



BOTTOM VIEW



TOP VIEW



REVISIONS			
REV	DESCRIPTION	DATE	APPROVED
00	INITIAL RELEASE	07/07/09	P.PAIK
01	COMBINE POD & LAND PATTERN	06/20/13	KS

SYMBOL	COMMON DIMENSION
D	27
E	27
eD	1.00
eF	1.00
A	2.130±0.13
A3	1.17 Ref
A2	.056 Ref
BALL DIAMETER	0.50
A1	0.300 - 0.500
b	0.40 - 0.60
M	24.00
N	24.00
P	19 - 20
Q	0.060
R	0.3
S	0.5
CA	4.000 Ref
oDd	0.20
bbb	0.15
ccc	0.15
ddd	0.15
eee	0.25
fff	0.10
n	675
D1	25.00
E1	25.00

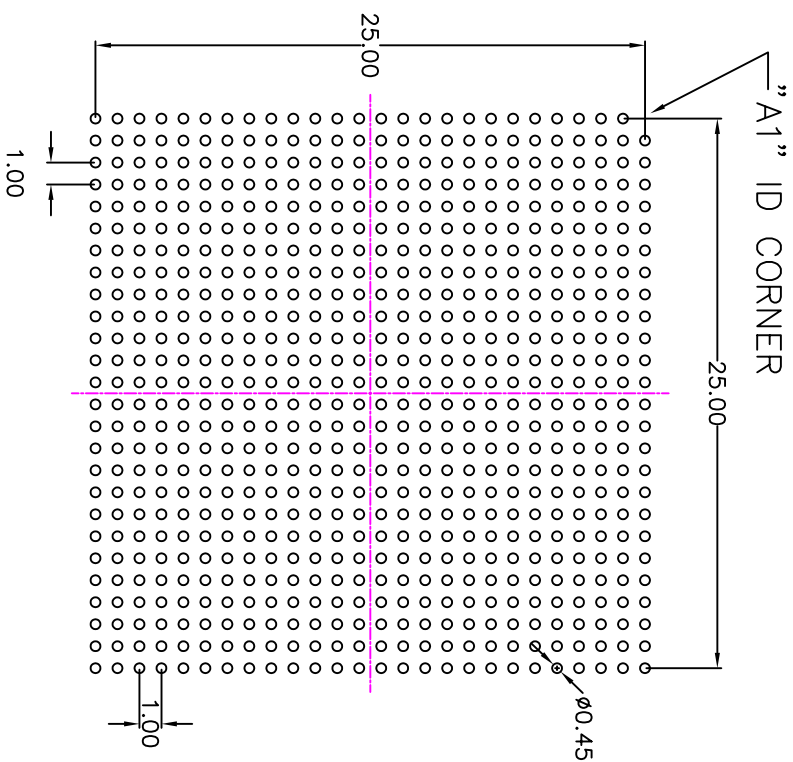
TOLERANCES UNLESS SPECIFIED		DECIMAL ANGULAR	
X± .105		±1°	
XXX± .030			
APPROVALS	DATE	TITLE	
DRAWN <i>da/g</i>	7/7/09	BH/BHG 675 PACKAGE OUTLINE	
CHECKED		27 x 27 mm BODY	
		1.00 mm PITCH TEPBGA	
SIZE	DRAWING No.	REV	
C	PSC-4265	01	
DO NOT SCALE DRAWING		SHEET 1 OF 2	



6024 SILVER CREEK
VALLEY ROAD, SAN JOSE,
CA 95138
PHONE: (408) 284-8200
FAX: (408) 284-3572

WWW.IDT.COM

REVISIONS			
REV	DESCRIPTION	DATE	APPROVED
00	INITIAL RELEASE	07/07/09	P.PAIK
01	COMBINE POD & LAND PATTERN	06/20/13	KS



RECOMMENDED LAND PATTERN DIMENSION

- NOTE:
- 1) ALL dimensions are in mm, Angles in degrees.
 - 2) Top down view, as view on PCB.
 - 3) NSMD Land Pattern Assumed
 - 4) Land Pattern Recommendation as per IPC-7351B generic requirement for surface mount design and Land Pattern.

TOLERANCES UNLESS SPECIFIED		DECIMAL ANGULAR	
XX.X		.1°	
XX.XX		.05°	
XXX.X		.30°	
APPROVALS	DATE	TITLE	
DRAWN: <i>024G</i>	7/7/09	BH/BHG-675 PACKAGE OUTLINE	
CHECKED		27 x 27 mm BODY	
		1.00 mm PITCH TERBGA	
		SIZE	DRAWING No.
		C	PSC-4265
DO NOT SCALE DRAWING		REV	01
		SHEET 2 OF 2	



6024 SILVER CREEK
VALLEY ROAD, SAN JOSE,
CA 95138
PHONE: (408) 284-8200
FAX: (408) 284-3572

www.IDT.com