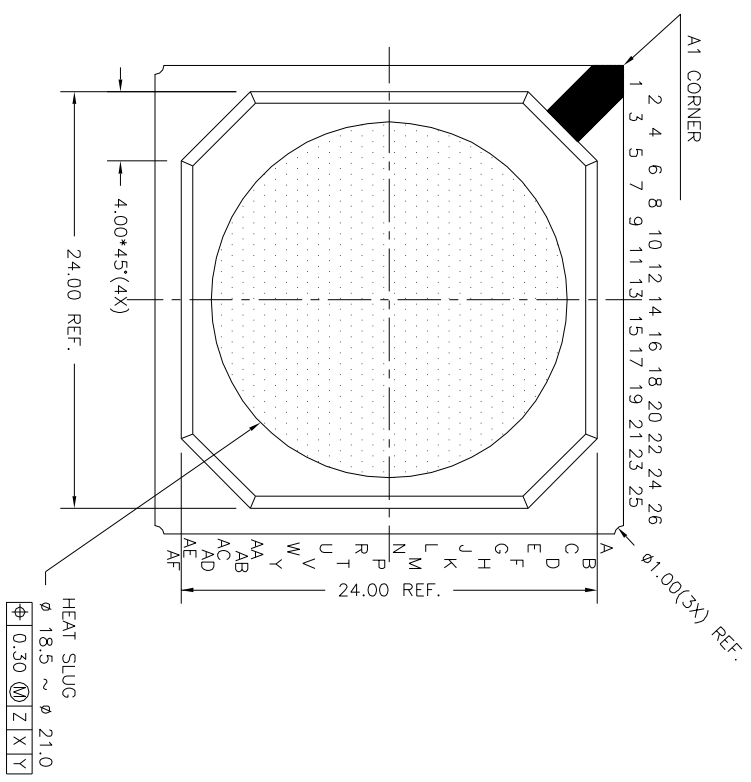
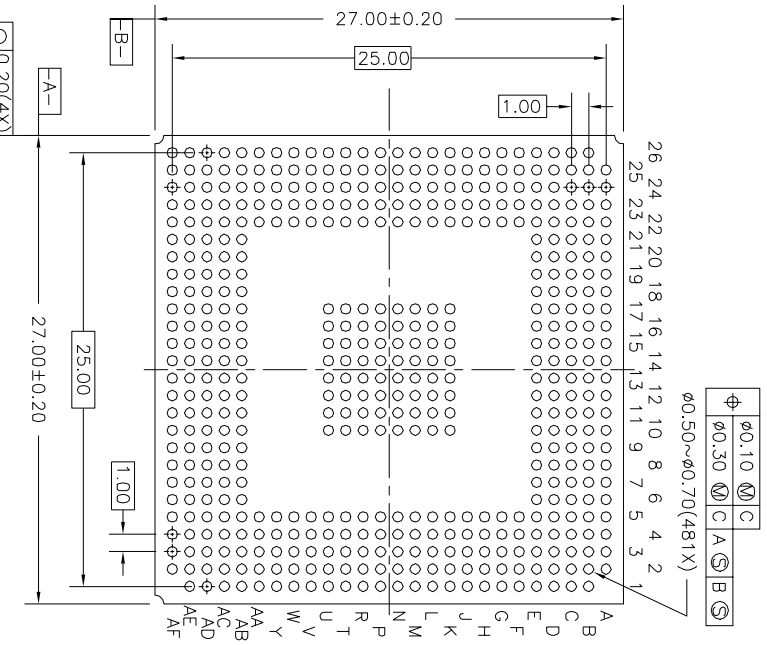


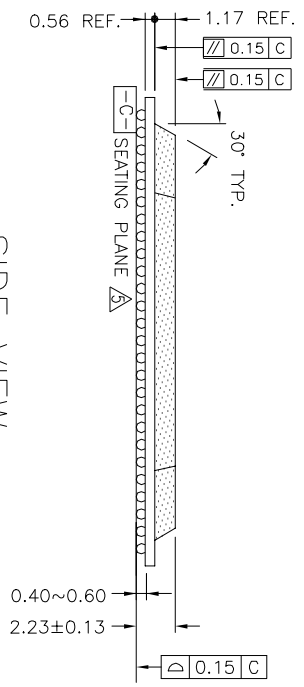
REVISIONS			
REV	DESCRIPTION	DATE	APPROVED
00	INITIAL RELEASE		



TOP VIEW



BOTTOM VIEW (BALL SIDE)



SIDE VIEW

NOTES:

- 1 ALL DIMENSIONS ARE IN MILLIMETERS
 - 2 ALL DIMENSIONING AND TOLERANCING CONFORM TO ANSI Y14.5M-1982
 - 3 THE MAXIMUM SOLDER BALL MATRIX SIZE IS 26 X 26.
 - 4 THE BALL COUNT NUMBER IS 481.
- ▲ SEATING PLANE AND PRIMARY DATUM [C-] ARE DEFINED BY THE SPHERICAL CROWNS OF THE SOLDER BALLS

<p>INTEGRATED DEVICE TECHNOLOGY, INC. 2975 Stender Way, Santa Clara, CA 95054 PHONE: (408) 727-6116 FAX: (408) 492-8674 TWX: 910-338-2070</p>	
<p>TOLERANCES UNLESS SPECIFIED DECIMAL ANGULAR XXX± ± XXXX± ± XXXX± ±</p>	<p>DATE 10/15/02 DRAWN BY PSC CHECKED</p>
<p>TITLE BH 481 PACKAGE OUTLINE 27.0 X 27.0 mm BODY 1.0 mm BALL PITCH PBGA</p>	
<p>SIZE C DRAWING NO. PSC-4118</p>	<p>REV 00</p>
<p>DO NOT SCALE DRAWING SHEET 1 OF 1</p>	