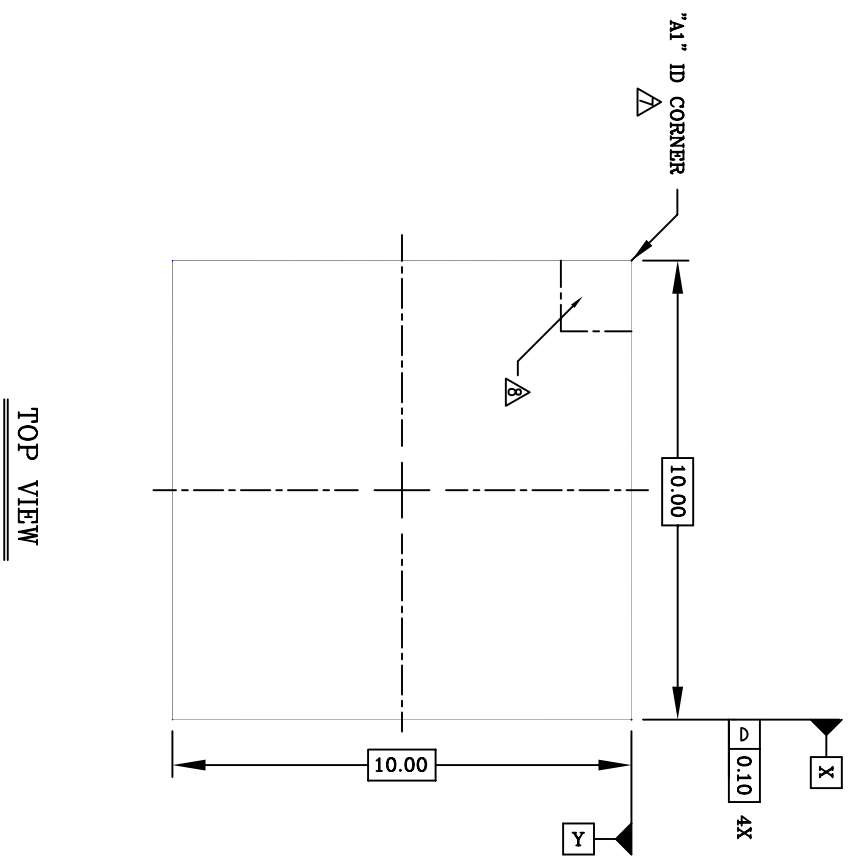
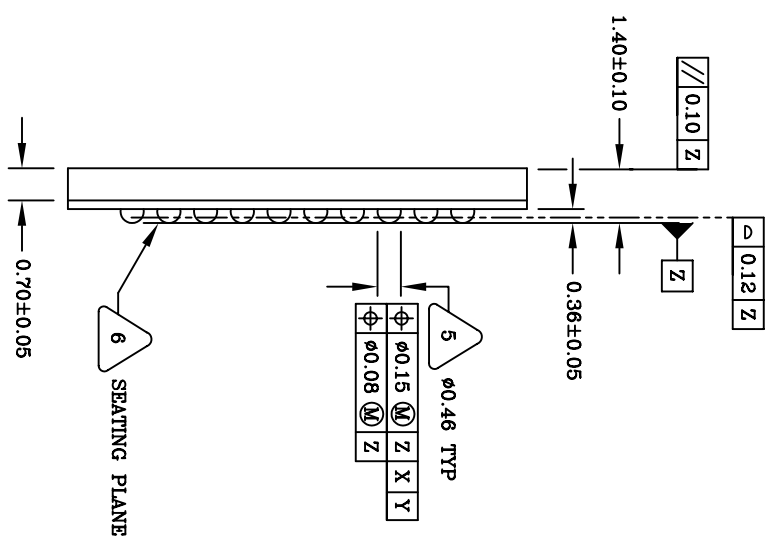


REVISIONS			
REV	DESCRIPTION	DATE	APPROVED
00	INITIAL RELEASE	05/15/01	DX
01	COMBINE POD & LAND PATTERN	05/23/13	KS



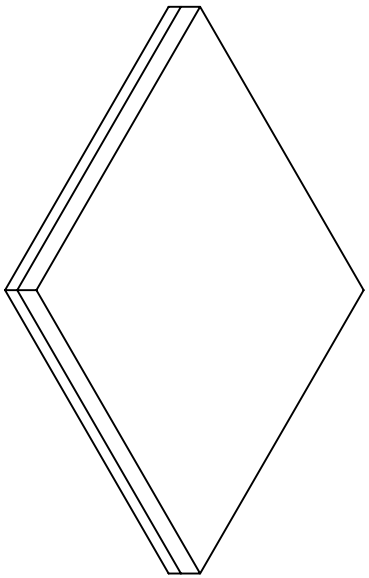
TOP VIEW



SIDE VIEW

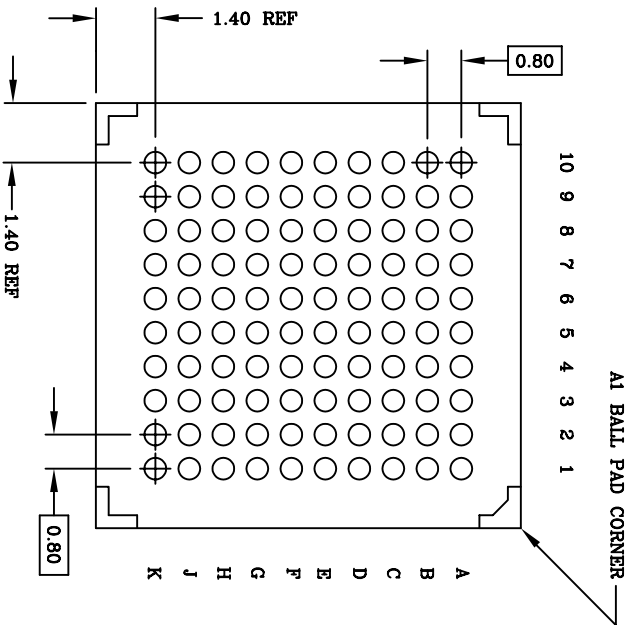
THE ISSUES GOVERNING THE STRUCTURED DRAWING'S ARE IN ANGULAR 3rd		IDT 6024 SILVER CREEK VALLEY ROAD (408) 284-8200 FAX (408) 284-8591 www.IDT.com	
APPROVALS	DATE	BF 100 PACKAGE OUTLINE 10.0 X 10.0 mm BODY FPBGA	
DRAWN <i>QZ</i>	05/15/01	DRAWING NO.	PSC-4091
CHECKED		SIZE	C
		SCALE	N/A
		REV	01
		DO NOT SCALE DRAWING	
		SHEET 1 OF 3	

REVISIONS			
REV	DESCRIPTION	DATE	APPROVED
00	INITIAL RELEASE	05/15/01	DX
01	COMBINE POD & LAND PATTERN	05/23/13	KS



NOTES: UNLESS OTHERWISE SPECIFIED

1. ALL DIMENSIONS AND TOLERANCES CONFORM TO ASME Y14.5M-1994.
2. THE BASIC SOLDER BALL GRID PITCH IS 0.80mm.
3. THE MAXIMUM SOLDER BALL MATRIX SIZE IS 10 X 10.
4. THE MAXIMUM ALLOWABLE NUMBER OF SOLDER BALLS IS 100.
5. DIMENSION IS MEASURED AT THE MAXIMUM SOLDER BALL DIAMETER, PARALLEL TO PRIMARY DATUM Z.
6. PRIMARY DATUM Z AND SEATING PLANE ARE DEFINED BY THE SPHERICAL CROWNS OF THE SOLDER BALLS.
7. "A1" ID CORNER MUST BE IDENTIFIED BY CHAMFER, INK MARK, METALLIZED MARKING, INDENTATION OR OTHER FEATURE ON PACKAGE BODY.
8. IF "A1" ID CORNER IS ON PACKAGE BODY, IT MUST BE LOCATED WITHIN THE ZONE INDICATED.
9. ALL DIMENSIONS ARE IN MILLIMETERS.

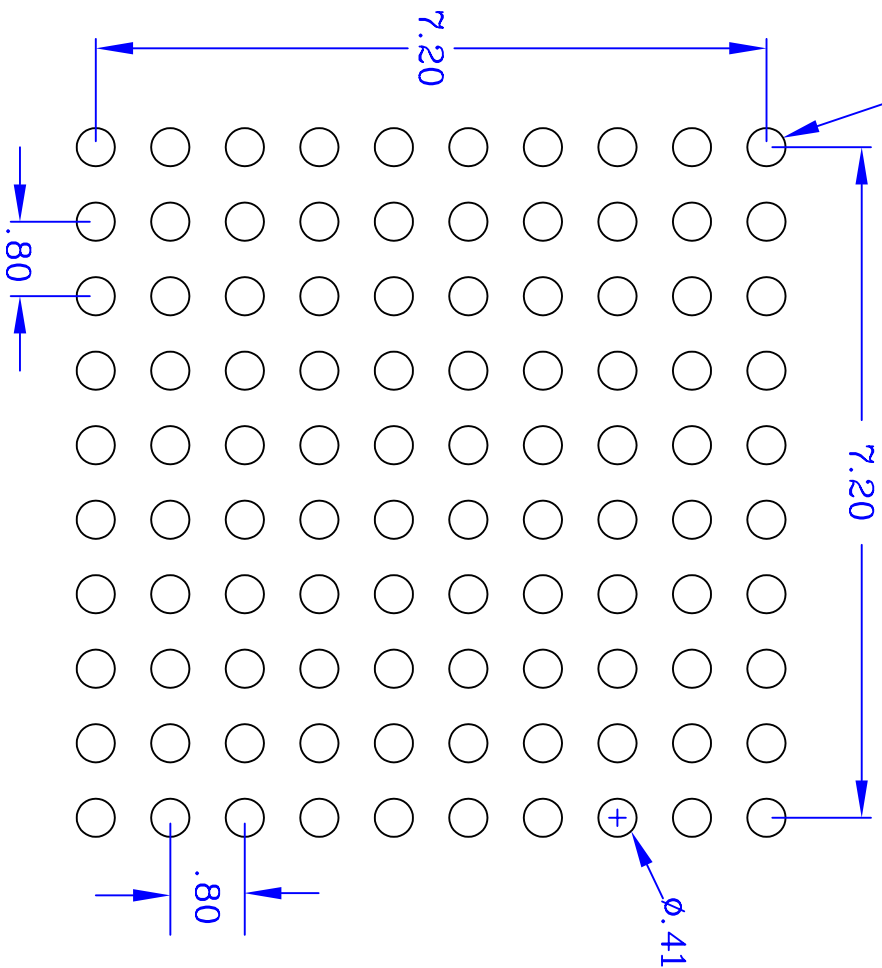


BOTTOM VIEW
(100 SOLDER BALLS)

UNLESS OTHERWISE SPECIFIED DIMENSIONS ARE IN MILLIMETERS DECIMAL XX.XX ANGULAR X.XX X.XXX		6024 SILVER CREEK VALLEY ROAD (408) 284-8200 FAX (408) 284-8591 www.IDT.com	
APPROVALS	DATE	BF100 PACKAGE OUTLINE	
DRAWN <i>JSZ</i>	05/15/01	10.0 X 10.0 mm BODY FPBGA	
CHECKED		DRAWING No. PSC-4091	
		DO NOT SCALE DRAWING	
		SIZE	SCALE
		C	N/A
			01
		SHEET 2 OF 3	

REVISIONS			
REV	DESCRIPTION	DATE	APPROVED
00	INITIAL RELEASE	05/15/01	DX
01	COMBINE POD & LAND PATTERN	05/23/13	KS

"A1" BALL PAD CORNER



RECOMMENDED LAND PATTERN DIMENSION (mm)

UNLESS OTHERWISE SPECIFIED DIMENSIONS ARE IN MILLIMETERS		SPECIFIED ANGULAR ±1°	
DECIMAL	XX ±0.10		
XXX ±0.05			
XXXX ±0.03			
APPROVALS	DATE		
DRAWN J/P	05/15/01		
CHECKED			
DRAWING No. PSC-4091		SIZE	SCALE
BF/BFG100 PACKAGE OUTLINE 10.0 X 10.0 mm BODY FPBGA		C	N/A
DRAWING No. PSC-4091		REV	01
DO NOT SCALE DRAWING			
			SHEET 3 OF 3

IDT 6024 SILVER CREEK VALLEY ROAD
 San Jose, CA 95138
 PHONE: (408) 284-8200
 FAX: (408) 284-8591
 www.IDT.com