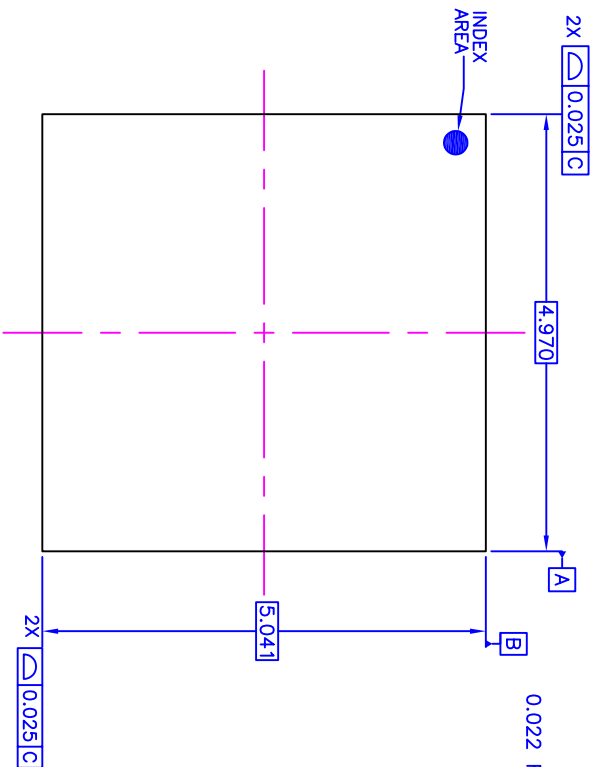


NOTES:

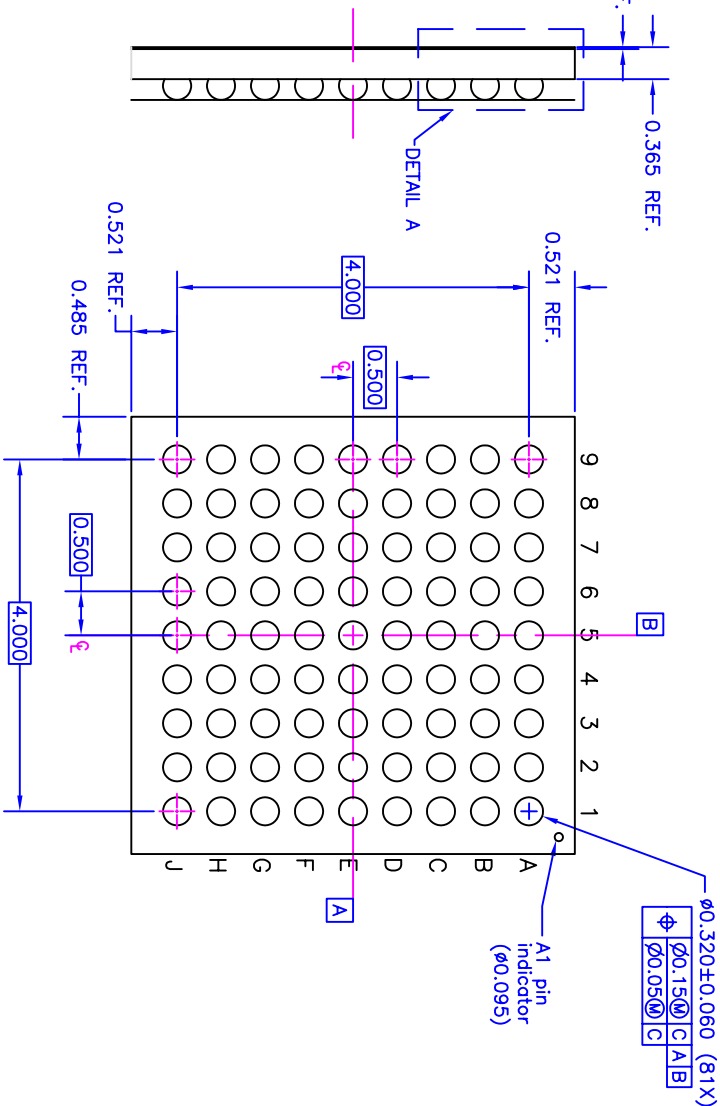
1. ALL DIMENSIONS AND TOLERANCES ARE PER ASME Y14.5M-1994.
  2. ALL DIMENSIONS ARE IN MILLIMETERS.
- △ SEATING PLANE AND PRIMARY DATUM -C- ARE DEFINED BY THE CONTACT POINTS OF THREE OR MORE SOLDER BALLS THAT SUPPORT THE DEVICE WHEN PLACED ON THE TOP OF A PLANAR SURFACE.

REVISIONS			
REV	DESCRIPTION	DATE	APPROVED
00	INITIAL RELEASE	6/10/13	JH

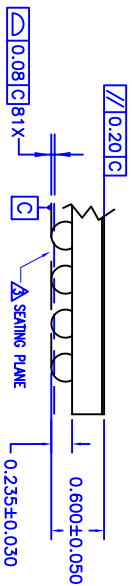
TOP VIEW



BOTTOM VIEW

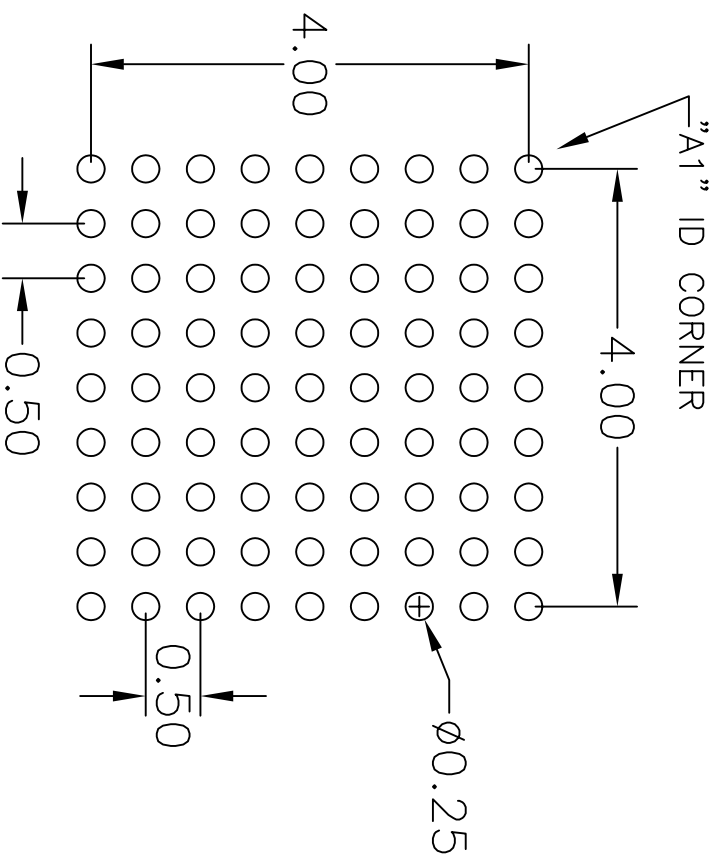


DETAIL A  
(ROTATED 90 DEG CW)



TOLERANCES UNLESS SPECIFIED		6024 SILVER CREEK	
DECIMAL ±	ANGULAR ±	VALLEY ROAD, SAN JOSE, CA 95138	
XXX± 0.05	XXXX± 0.012	PHONE: (408) 284-8200	
XXXX±		FAX: (408) 284-3572	
WWW.IDT.COM		IDT™	
TITLE AHG81 PACKAGE OUTLINE		4.970 x 5.041mm BODY	
DRAWN BY 8/10/13		0.50mm PITCH DSBGA	
CHECKED		PSC-4463	
APPROVALS		SIZE C	
DATE		DRAWING No.	
DRAWN BY		PSC-4463	
CHECKED		REV 00	
DO NOT SCALE DRAWING		SHEET 1 OF 2	

REVISIONS			
REV	DESCRIPTION	DATE	APPROVED
00	INITIAL RELEASE	6/10/13	JH



RECOMMENDED LAND PATTERN DIMENSION

NOTE:

- 1) ALL dimensions are in mm, Angles in degrees.
- 2) Top down view, as view on PCB.
- 3) NSMD Land Pattern Assumed
- 4) Land Pattern Recommendation as per IPC-7351B generic requirement for surface mount design and Land Pattern.

TOLERANCES UNLESS SPECIFIED		6024 SILVER CREEK	
DECIMAL	ANGULAR	VALLEY ROAD, SAN JOSE, CA 95138	
XXX ± 0.05	±	PHONE: (408) 284-8200	
XXXX ± 0.012		FAX: (408) 284-3572	
XXXX		www.IDT.com	
APPROVALS	DATE	TITLE	
DRAWN BY	6/10/13	AH081 PACKAGE OUTLINE	
CHECKED		4.970 x 5.041mm BODY	
		0.50mm PITCH DSBGA	
SIZE	DRAWING No.	REV	
C	PSC-4463	00	
DO NOT SCALE DRAWING		SHEET 2 OF 2	