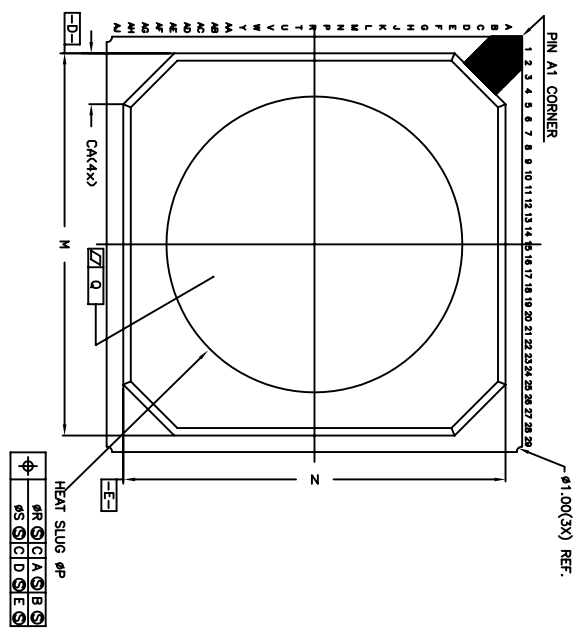
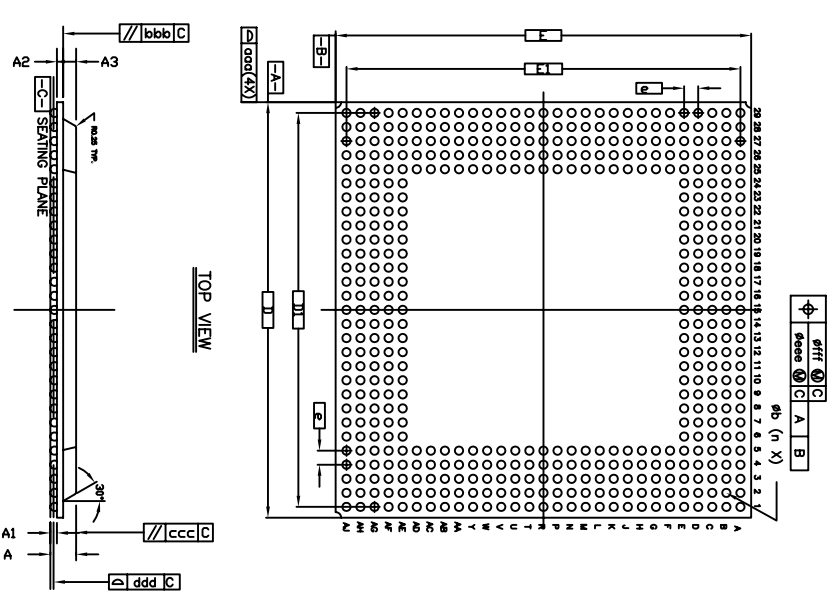


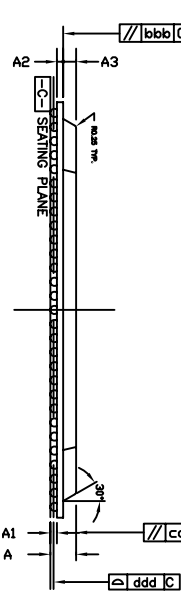
TOP VIEW



BOTTOM VIEW



TOP VIEW

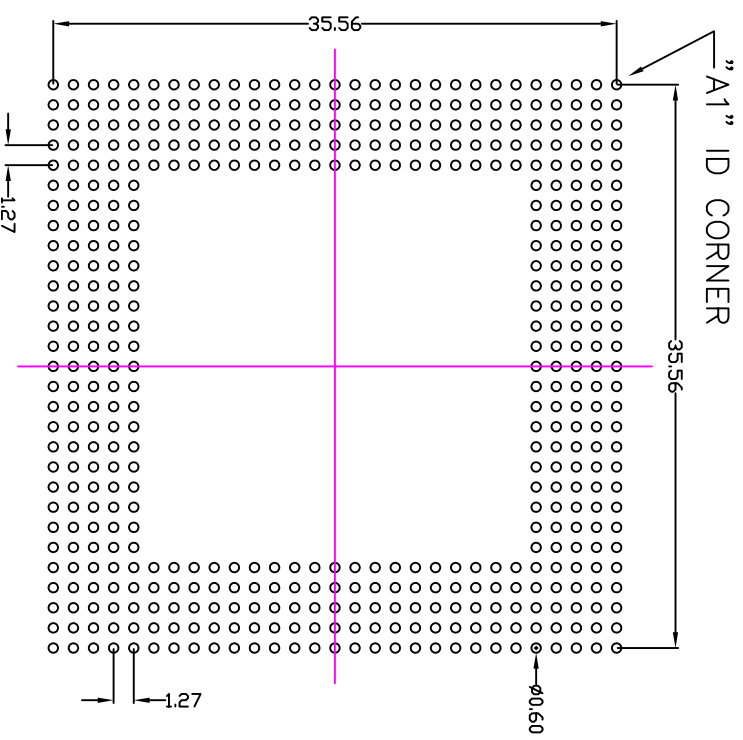


SYMBOL	COMMON DIMENSION
D	37.5
E	37.5
eD	1.27
eF	1.27
A	2.35±0.13
A3	1.17 Ref
A2	.056 Ref
BALL DIAMETER	0.75
A1	0.50 - 0.70
b	0.60 - 0.90
M	34.5
N	34.5
P	26.5 - 27.5
Q	0.1
R	0.3
S	0.5
CA	4.60*45° Ref
ooc	0.20
bbb	0.25
ccc	0.35
ddd	0.20
eee	0.30
fff	0.15
n	480
D1	35.56
E1	35.56

REVISIONS			
REV	DESCRIPTION	DATE	APPROVED
00	INITIAL RELEASE	07/07/09	P.PAIK
01	COMBINE POD & LAND PATTERN	06/18/13	KS

TOLERANCES UNLESS SPECIFIED		6024 SILVER CREEK VALLEY ROAD, SAN JOSE, CA 95138	
DECIMAL	ANGULAR	PHONE: (408) 284-8200	
X± .105	E±	WWW.IDT.COM	
XXX± .030		FAX: (408) 284-3572	
APPROVALS	DATE	TITLE AE/AER 480 PACKAGE OUTLINE	
DRAWN <i>DRAC</i>	7/7/09	37.5 x 37.5 mm BODY	
CHECKED		1.27 mm PITCH TERBGA	
SIZE	DRAWING No.	REV	
C	PSC-4270	01	
DO NOT SCALE DRAWING		SHEET 1 OF 2	


REVISIONS			
REV	DESCRIPTION	DATE	APPROVED
00	INITIAL RELEASE	07/07/09	P.PAIK
01	COMBINE POD & LAND PATTERN	06/18/13	KS



RECOMMENDED LAND PATTERN DIMENSION

- NOTE:
- 1) ALL dimensions are in mm, Angles in degrees.
 - 2) Top down view, as view on PCB.
 - 3) NSMD Land Pattern Assumed
 - 4) Land Pattern Recommendation as per IPC-7351B generic requirement for surface mount design and Land Pattern.

TOLERANCES UNLESS SPECIFIED		ANGULAR	
DECIMAL	±1		
XXE .105			
XXXE .030			
APPROVALS	DATE	TITLE	
DRAWN <i>ad/c</i>	1/7/09	AE/AER 480 PACKAGE OUTLINE	
CHECKED		37.5 x 37.5 mm BODY	
		1.27 mm PITCH TERBGA	
SIZE	DRAWING No.	REV	
C	PSC-4270	01	
DO NOT SCALE DRAWING		SHEET 2 OF 2	



6024 SILVER CREEK
VALLEY ROAD, SAN JOSE,
CA 95138
PHONE: (408) 284-8200
FAX: (408) 284-3572
www.IDT.com