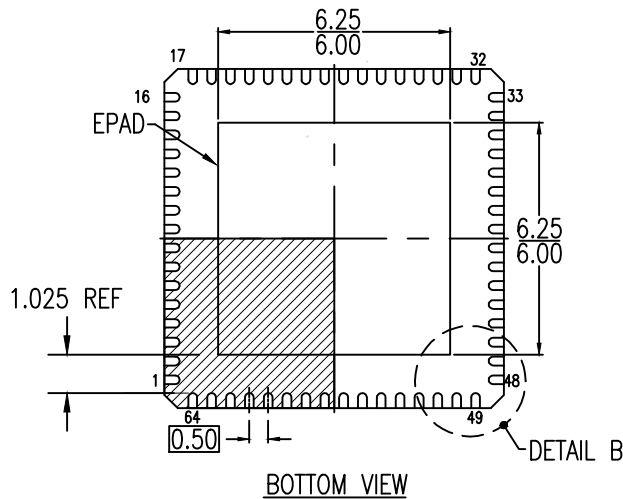
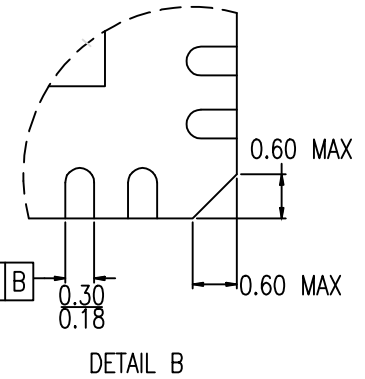
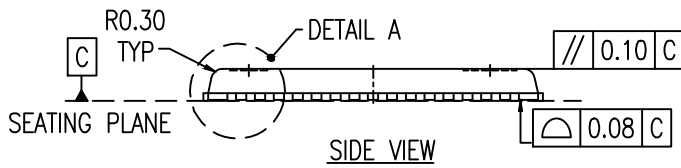
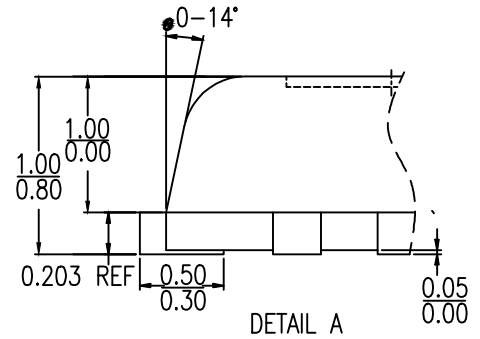
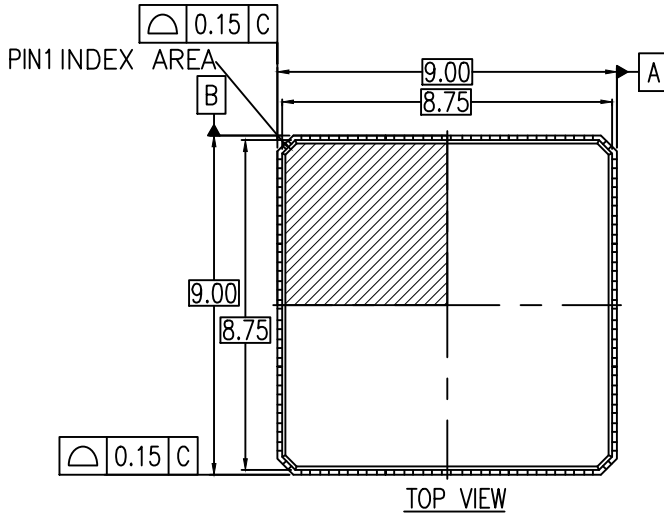
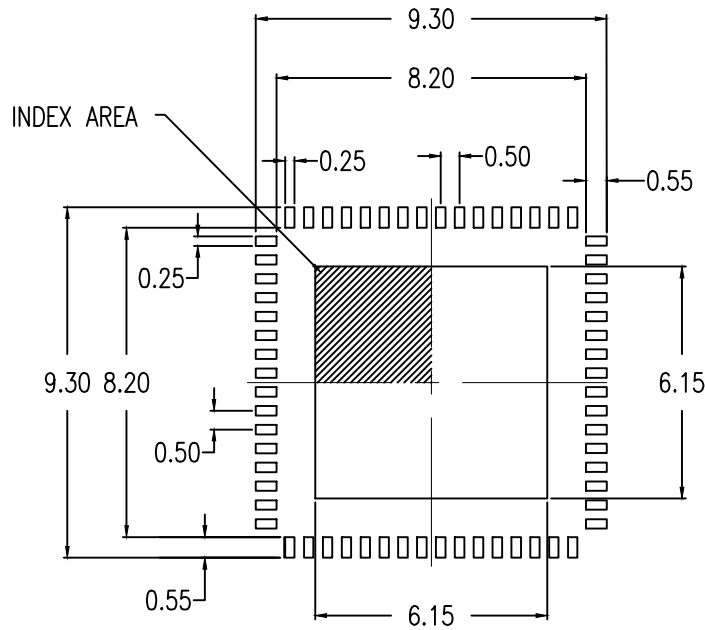


PUNCH VERSION DRAWING



NOTES:

1. REFER TO JEDEC STD: M00-220.
2. DIMENSION "b" APPLIES TO METALLIZED TERMINAL AND IS MEASURED BETWEEN 0.15MM AND 0.30MM FROM THE TERMINAL TIP. THE TERMINAL HAS OPTIONAL RADIUS ON THE OTHER END OF THE TEMRNAL, THE DOMENSION B SHOULD NOT BE MEASURED IN THAT RADIUS AREA.



RECOMMENDED LAND PATTERN

NOTES:

1. ALL DIMENSIONS ARE IN MM. ANGLES IN DEGREES.
2. TOP DOWN VIEW AS VIEWED ON PCB.
3. LAND PATTERN IN BLUE. NSMD PATTERN ASSUMED.
4. LAND PATTERN RECOMMENDATION PER IPC-7351 LP CALCULATOR.

Package Revision History		
Date Created	Rev No.	Description
Feb 20, 2018	Rev 01	Change QFN to VFQFPN, Added D2
Nov 3, 2015	Rev 00	Initial Release