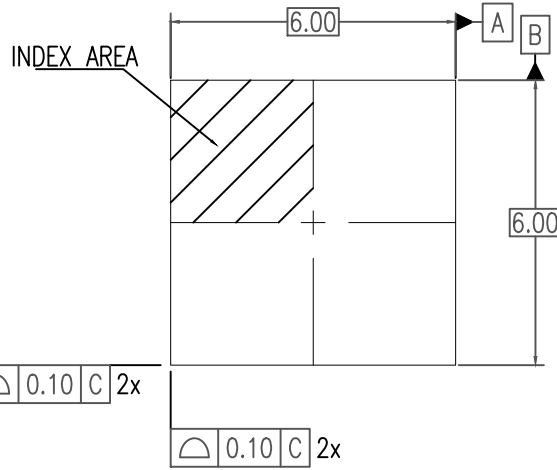


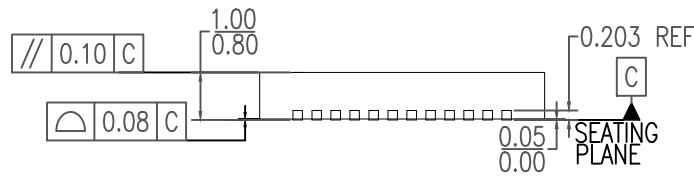
48-VFQFPN Package Outline Drawing

6.0 x 6.0 x 0.90 mm Body, Epad 4.1x 4.1 mm, 0.40mm Pitch

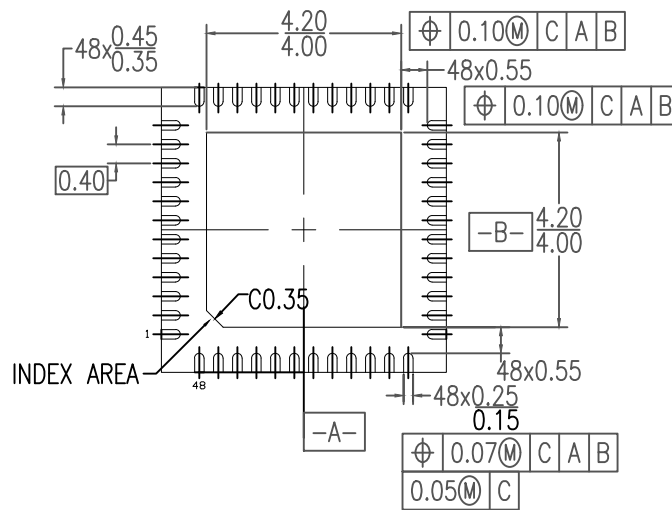
NDG48P1, PSC-4212-01, Rev 01, Page 1



TOP VIEW



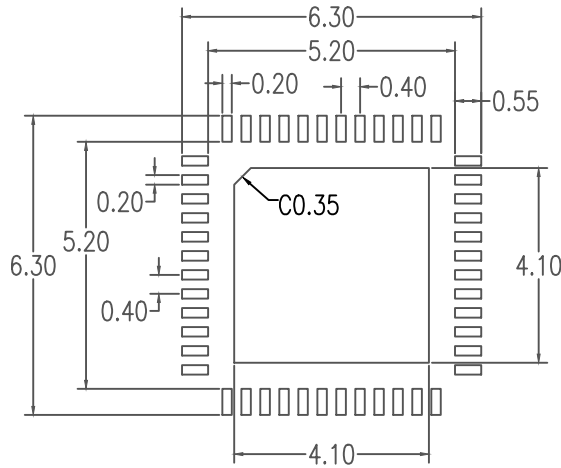
SIDE VIEW



BOTTOM VIEW

NOTES:

1. ALL DIMENSIONING AND TOLERANCING CONFORM TO ANSI Y14.5M-1982
2. ALL DIMENSIONS ARE IN MILLIMETERS.



RECOMMENDED LAND PATTERN DIMENSION

NOTES:

1. ALL DIMENSION ARE IN MM. ANGLES IN DEGREES.
2. TOP DOWN VIEW. AS VIEWED ON PCB.
3. LAND PATTERN RECOMMENDATION PER IPC-7351B GENERIC REQUIREMENT FOR SURFACE MOUNT DESIGN AND LAND PATTERN.

Package Revision History		
Date Created	Rev No.	Description
Aug16, 2018	Rev 01	New Format Change QFN to VFQFPN, Recalculate Land Pattern
May 6, 2016	Rev 00	Add Chamfer