

---

# **PRODUCT CHANGE NOTICE**

**Alternate Manufacturing Site  
for Assembly of the Listed  
Intersil SOT23 Packaged  
Products**

**Refer to:  
PCN13022**

**Date: March 01, 2013**

March 01, 2013

To: Our Valued Intersil Customer

Subject: **Alternate Manufacturing Site for Assembly of the Listed Intersil SOT23 Packaged Products – Carsem (CAM) Ipoh, Malaysia**

This notice is to inform you that Intersil will begin using the Carsem M-site (CAM) facility in Ipoh Malaysia as an alternate site for assembly of the listed SOT23 (Small Outline Transistor Package) packaged products. This action will expand current capabilities and capacities to optimize Intersil's ability to meet customer's delivery requirements. The product and site-specific qualification activities are in progress and expected to complete during Q1 CY2013.

The Carsem (CAM) facility is ISO9001:2008, ISO/TS16949:2009 and ISO14001:2004 certified. The CAM facility is qualified as a supplier to Intersil for performing assembly of packaged products, including the SOT23 package style. There will be no change in the die attach, bond wire (material or diameter), frame material, or moisture sensitivity level (MSL). The packaged devices will require minor dimension changes to the package outline drawings (POD). However, there is no change in the recommended PCB land dimensions. The affected PODs and a summary containing a list of products along with the current and new PODs are included for reference.

The assembly qualification plan is designed using JEDEC and other applicable industry standards to confirm there is no impact to form, fit, function, or interchangeability of the product. A summary of the qualification plan is included for reference. The qualification results will be available for review upon completion by request. The remainder of the manufacturing operations (wafer fabrication, package level electrical testing, shipment, etc.) will continue to be processed to previously established conditions and systems.

Product affected by this change is identifiable via Intersil's internal traceability system. In addition, product assembled at CAM may also be identified by the assembly site code (country of assembly) when marked on the devices. The site code for product assembled at CAM with gold bond wire is "G".

Intersil will take all necessary actions to conform to agreed upon customer requirements and to ensure the continued high quality and reliability of Intersil products being supplied. Customers may expect to receive product assembled at either the current or the newly qualified sites beginning *ninety* days from the date of this notification or earlier with approval.

If you have concerns with this change notice, Intersil must hear from you promptly. Please contact the nearest Intersil Sales Office or call the Intersil Corporate line at 1-888-468-3774, in the United States, or 1-321-724-7143 outside of the United States.

Regards,



Jeff Touvell  
Intersil Corporation

PCN13022

CC: J. Touvell D. Decrosta D. Foster S. Nadarajah S. Ang D. Singh

**PCN 13022 - Carsem Reliability Qualification Plan**

Stress / Conditions	Duration	EL8176FWZ-T7 6L SOT23	ISL28005FH100Z-T7 5L SOT23	ISL28134FHZ-T7 5L SOT23	ISL28194FHZ-T7 6L SOT23	X60003DIG3Z4T1S2378 3L SOT23
<b>Biased HAST + 130°C / 85% RH</b>	96 Hrs	N/A	N/A	N/A	N/A	N = 83 Acc = 0
<b>High Temperature Storage T<sub>A</sub> = +150°C</b>	1000 Hrs	N = 78 Acc = 0	N = 78 Acc = 0	N = 78 Acc = 0	N = 78 Acc = 0	N/A
<b>Moisture Sensitivity Classification</b>		N = 22 Acc = 0 L2 PbFree	N = 22 Acc = 0 L1 PbFree	N = 22 Acc = 0 L1 PbFree	N = 22 Acc = 0 L2 PbFree	N/A
<b>Unbiased HAST + 130°C / 85% RH</b>	96 Hrs	N = 78 Acc = 0	N = 78 Acc = 0	N = 78 Acc = 0	N = 78 Acc = 0	N/A
<b>Temperature Cycle + 150°C / -65°C</b>	500 Cy	N = 78 Acc = 0	N = 78 Acc = 0	N = 78 Acc = 0	N = 78 Acc = 0	N/A

**Complete - Passed**

## PCN13022 – Products Affected

FG	Current POD	New POD	FG	Current POD	New POD
EL5104IWZ	P6.064A	P6.064	EL5192ACWZ	P6.064A	P6.064
EL5104IWZ-T7	P6.064A	P6.064	EL5192ACWZ-T7	P6.064A	P6.064
EL5104IWZ-T7A	P6.064A	P6.064	EL5192ACWZ-T7A	P6.064A	P6.064
EL5105IWZ	P5.064A	P5.064	EL5192CWZ-T7	P5.064A	P5.064
EL5105IWZ-T7	P5.064A	P5.064	EL5192CWZ-T7A	P5.064A	P5.064
EL5105IWZ-T7A	P5.064A	P5.064	EL5193ACWZ-T7	P6.064A	P6.064
EL5106IWZ	P6.064A	P6.064	EL5193CWZ-T7	P5.064A	P5.064
EL5106IWZ-T7	P6.064A	P6.064	EL5193CWZ-T7A	P5.064A	P5.064
EL5106IWZ-T7A	P6.064A	P6.064	EL6201CWZ-T7	P5.064A	P5.064
EL5108IWZ	P6.064A	P6.064	EL6201CWZ-T7A	P5.064A	P5.064
EL5108IWZ-T7	P6.064A	P6.064	EL6203CWZ	P5.064A	P5.064
EL5108IWZ-T7A	P6.064A	P6.064	EL6203CWZ-T7	P5.064A	P5.064
EL5131IWZ	P5.064A	P5.064	EL6203CWZ-T7A	P5.064A	P5.064
EL5131IWZ-T7	P5.064A	P5.064	EL6204CWZ-T7	P6.064A	P6.064
EL5131IWZ-T7A	P5.064A	P5.064	EL6204CWZ-T7A	P6.064A	P6.064
EL5160IWZ	P6.064A	P6.064	EL8100IWZ	P6.064A	P6.064
EL5160IWZ-T7	P6.064A	P6.064	EL8100IWZ-T7	P6.064A	P6.064
EL5160IWZ-T7A	P6.064A	P6.064	EL8100IWZ-T7A	P6.064A	P6.064
EL5161IWZ	P5.064A	P5.064	EL8101IWZ	P5.064A	P5.064
EL5161IWZ-T7	P5.064A	P5.064	EL8101IWZ-T7	P5.064A	P5.064
EL5161IWZ-T7A	P5.064A	P5.064	EL8101IWZ-T7A	P5.064A	P5.064
EL5162IWZ	P6.064A	P6.064	EL8102IWZ	P6.064A	P6.064
EL5162IWZ-T7	P6.064A	P6.064	EL8102IWZ-T7	P6.064A	P6.064
EL5162IWZ-T7A	P6.064A	P6.064	EL8102IWZ-T7A	P6.064A	P6.064
EL5163IWZ	P5.064A	P5.064	EL8103IWZ	P5.064A	P5.064
EL5163IWZ-T7	P5.064A	P5.064	EL8103IWZ-T7	P5.064A	P5.064
EL5163IWZ-T7A	P5.064A	P5.064	EL8103IWZ-T7A	P5.064A	P5.064
EL5164IWZ	P6.064A	P6.064	EL8176FWZ-T7	P6.064A	P6.064
EL5164IWZ-T7	P6.064A	P6.064	EL8176FWZ-T7A	P6.064A	P6.064
EL5164IWZ-T7A	P6.064A	P6.064	ISL21060BFH620Z-TK	P6.064A	P6.064
EL5165IWZ	P5.064A	P5.064	ISL21060BFH625Z-TK	P6.064A	P6.064
EL5165IWZ-T7	P5.064A	P5.064	ISL21060BFH630Z-TK	P6.064A	P6.064
EL5165IWZ-T7A	P5.064A	P5.064	ISL21060BFH641Z-TK	P6.064A	P6.064
EL5166IWZ	P6.064A	P6.064	ISL21060CFH620Z-TK	P6.064A	P6.064
EL5166IWZ-T7	P6.064A	P6.064	ISL21060CFH625Z-TK	P6.064A	P6.064
EL5166IWZ-T7A	P6.064A	P6.064	ISL21060CFH630Z-TK	P6.064A	P6.064
EL5166IWZ-T7S2490	P6.064A	P6.064	ISL21060CFH633Z-TK	P6.064A	P6.064
EL5167IWZ	P5.064A	P5.064	ISL21060CFH641Z-TK	P6.064A	P6.064
EL5167IWZ-T7	P5.064A	P5.064	ISL28005FH100Z-T7	P5.064A	P5.064
EL5167IWZ-T7A	P5.064A	P5.064	ISL28005FH100Z-T7A	P5.064A	P5.064

## PCN13022 – Products Affected

FG	Current POD	New POD	FG	Current POD	New POD
ISL28005FH20Z-T7	P5.064A	P5.064	ISL54502IHZ-T	P6.064A	P6.064
ISL28005FH20Z-T7A	P5.064A	P5.064	ISL54503IHZ-T	P6.064A	P6.064
ISL28005FH50Z-T7	P5.064A	P5.064	ISL54504IHZ-T	P6.064A	P6.064
ISL28005FH50Z-T7A	P5.064A	P5.064	ISL54505IHZ-T	P6.064A	P6.064
ISL28006FH100Z-T7	P5.064A	P5.064			
ISL28006FH100Z-T7A	P5.064A	P5.064			
ISL28006FH20Z-T7	P5.064A	P5.064			
ISL28006FH20Z-T7A	P5.064A	P5.064			
ISL28006FH50Z-T7	P5.064A	P5.064			
ISL28006FH50Z-T7A	P5.064A	P5.064			
ISL28006FHADJZ-T7	P6.064	P6.064			
ISL28006FHADJZ-T7A	P6.064	P6.064			
ISL28113FHZ-T7	P5.064A	P5.064			
ISL28113FHZ-T7A	P5.064A	P5.064			
ISL28114FHZ-T7	P5.064A	P5.064			
ISL28114FHZ-T7A	P5.064A	P5.064			
ISL28130CHZ-T7	P5.064A	P5.064			
ISL28130CHZ-T7A	P5.064A	P5.064			
ISL28133FHZ-T7	P5.064A	P5.064			
ISL28133FHZ-T7A	P5.064A	P5.064			
ISL28134FHZ-T7	P5.064A	P5.064			
ISL28134FHZ-T7A	P5.064A	P5.064			
ISL28136FHZ-T7	P6.064A	P6.064			
ISL28136FHZ-T7A	P6.064A	P6.064			
ISL28148FHZ-T7	P6.064A	P6.064			
ISL28148FHZ-T7A	P6.064A	P6.064			
ISL28156FHZ-T7	P6.064A	P6.064			
ISL28158FHZ-T7	P6.064A	P6.064			
ISL28158FHZ-T7A	P6.064A	P6.064			
ISL28166FHZ-T7	P6.064A	P6.064			
ISL28190FHZ-T7	P6.064A	P6.064			
ISL28191FHZ-T7	P6.064A	P6.064			
ISL28194FHZ-T7	P6.064A	P6.064			
ISL28194FHZ-T7A	P6.064A	P6.064			
ISL54051IHZ-T	P6.064A	P6.064			
ISL54052IHZ-T	P6.064A	P6.064			
ISL54053IHZ-T	P6.064A	P6.064			
ISL54054IHZ-T	P6.064A	P6.064			
ISL54500IHZ-T	P6.064A	P6.064			
ISL54501IHZ-T	P6.064A	P6.064			

# PCN13022 – Current POD SOT23 5L

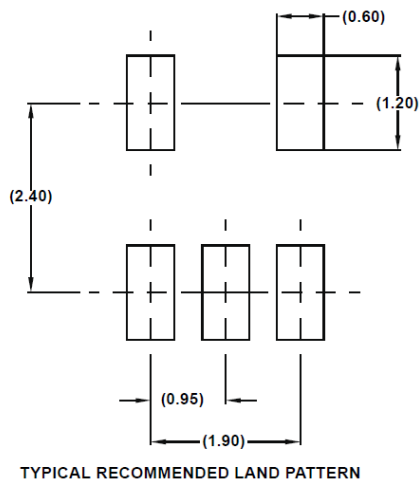
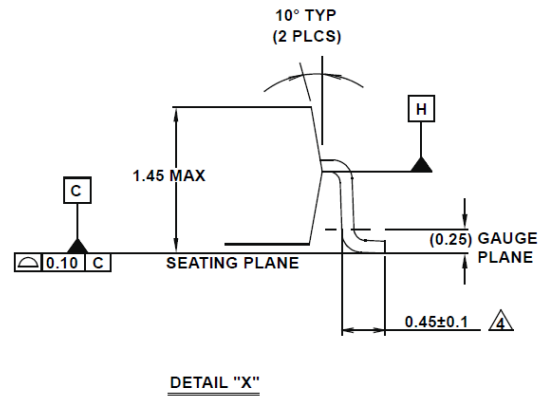
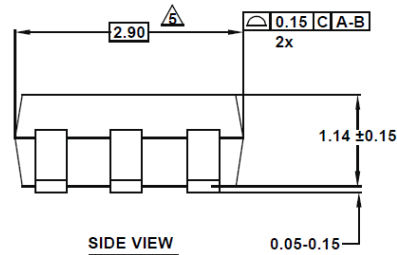
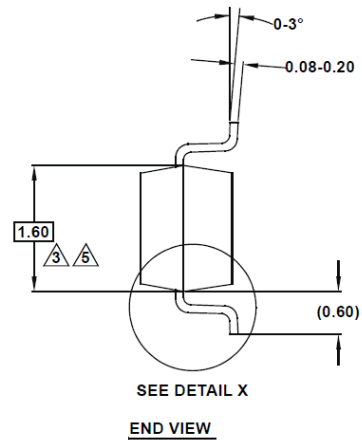
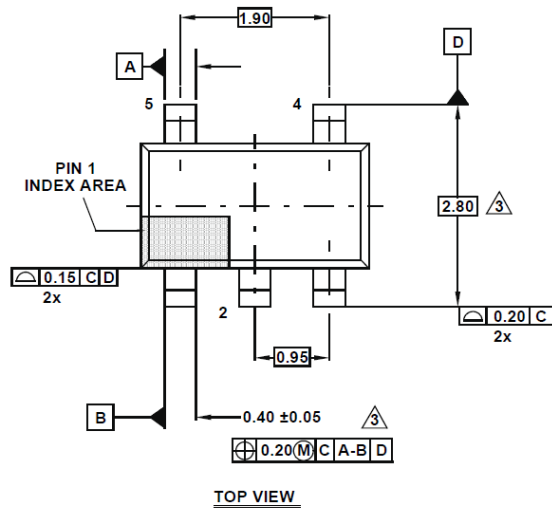
Plastic Packages for Integrated Circuits

## Package Outline Drawing

### P5.064A

5 LEAD SMALL OUTLINE TRANSISTOR PLASTIC PACKAGE

Rev 0, 2/10



#### NOTES:

1. Dimensions are in millimeters.  
Dimensions in ( ) for Reference Only.
2. Dimensioning and tolerancing conform to ASME Y14.5M-1994.
3. Dimension is exclusive of mold flash, protrusions or gate burrs.
4. Foot length is measured at reference to gauge plane.
5. This dimension is measured at Datum "H".
6. Package conforms to JEDEC MO-178AA.

# PCN13022 – New POD SOT23 5L

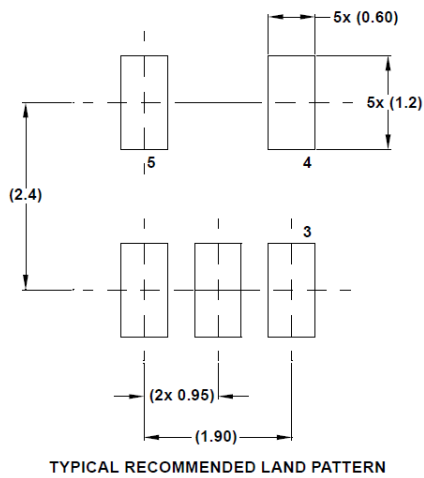
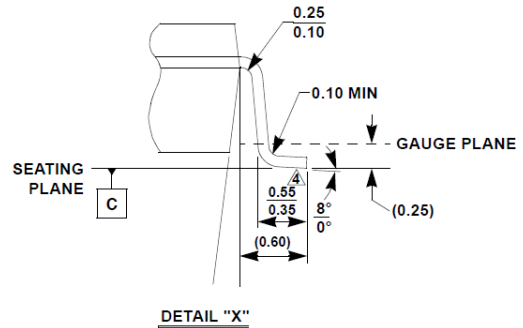
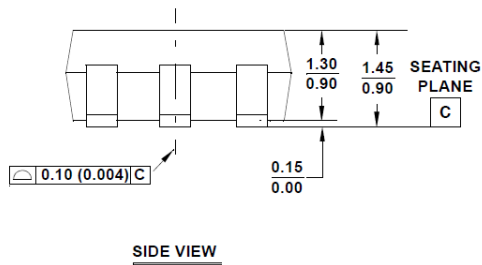
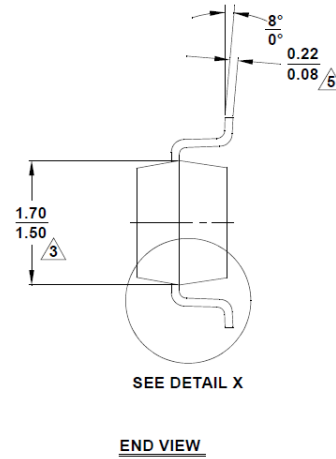
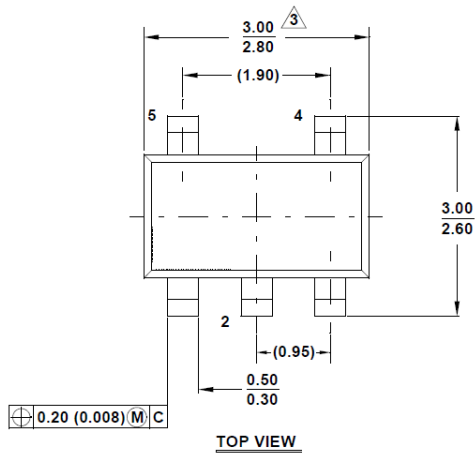
## Plastic Packages for Integrated Circuits

### Package Outline Drawing

P5.064

5 LEAD SMALL OUTLINE TRANSISTOR PLASTIC PACKAGE

Rev 3, 4/11



**NOTES:**

1. Dimensioning and tolerance per ASME Y14.5M-1994.
2. Package conforms to EIAJ SC-74 and JEDEC MO178AA.
3. Package length and width are exclusive of mold flash, protrusions, or gate burrs.
4. Footlength measured at reference to gauge plane.
5. Lead thickness applies to the flat section of the lead between 0.08mm and 0.15mm from the lead tip.
6. Controlling dimension: MILLIMETER.  
Dimensions in ( ) for reference only.

# PCN13022 – Current POD SOT23 6L

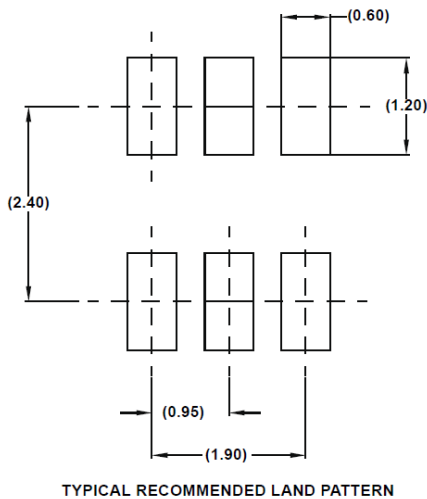
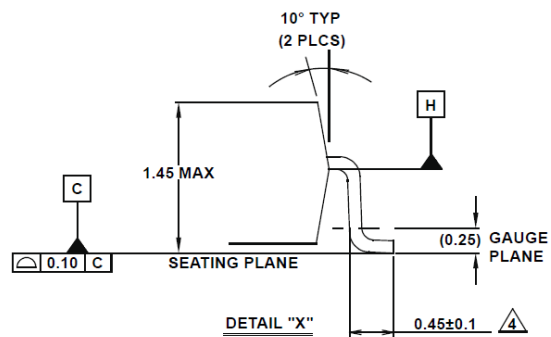
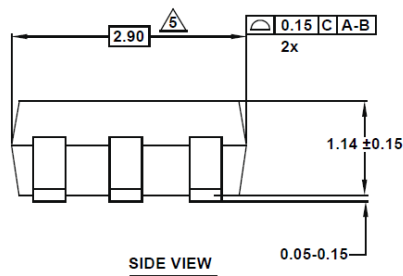
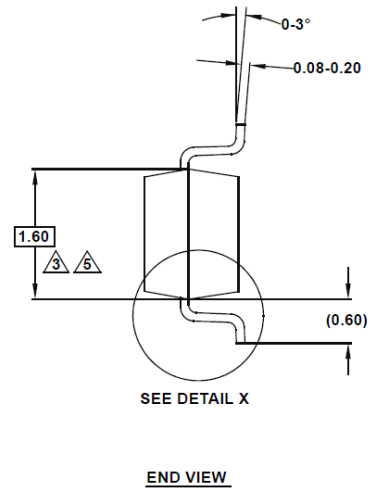
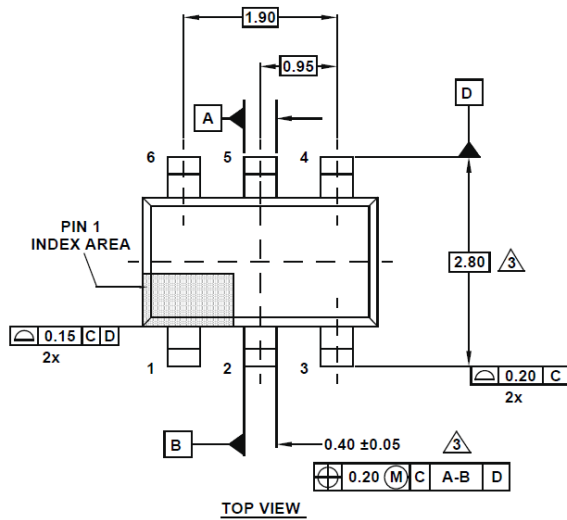
Plastic Packages for Integrated Circuits

## Package Outline Drawing

### P6.064A

6 LEAD SMALL OUTLINE TRANSISTOR PLASTIC PACKAGE

Rev 0, 2/10



#### NOTES:

1. Dimensions are in millimeters.  
Dimensions in ( ) for Reference Only.
2. Dimensioning and tolerancing conform to ASME Y14.5M-1994.
3. Dimension is exclusive of mold flash, protrusions or gate burrs.
4. Foot length is measured at reference to gauge plane.
5. This dimension is measured at Datum "H".
6. Package conforms to JEDEC MO-178AA.



# PCN13022 – New POD SOT23 6L

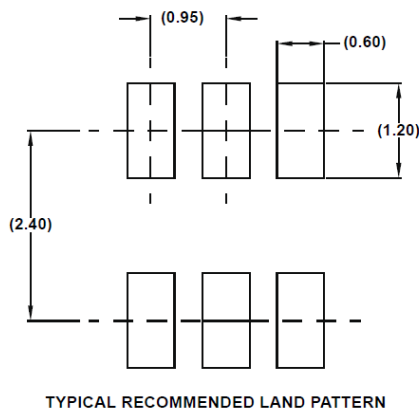
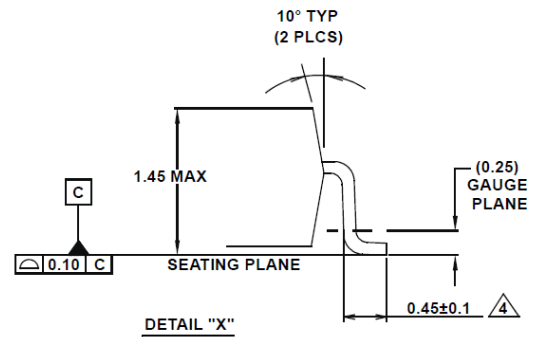
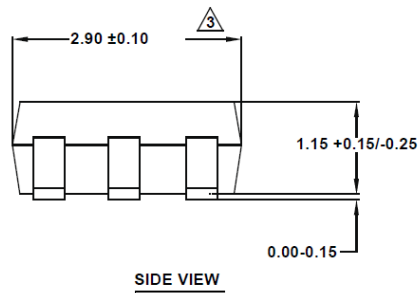
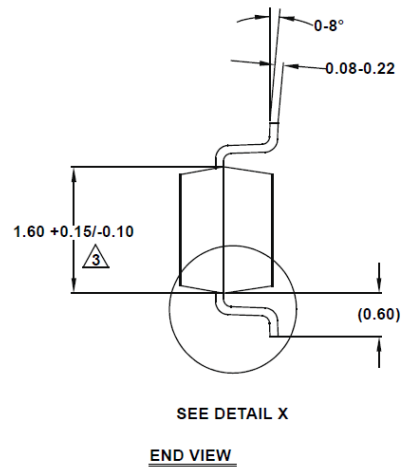
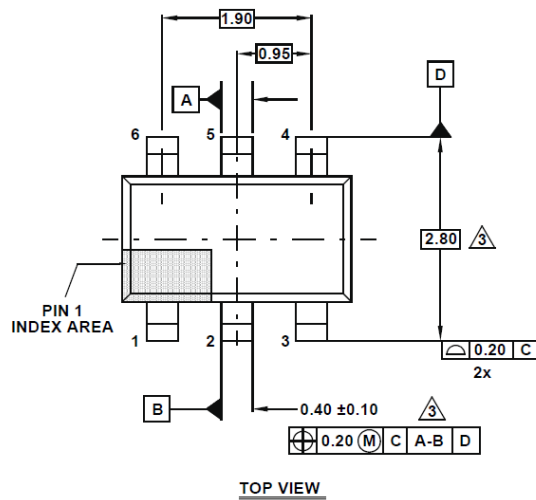
## Plastic Packages for Integrated Circuits

### Package Outline Drawing

#### P6.064

6 LEAD SMALL OUTLINE TRANSISTOR PLASTIC PACKAGE

Rev 4, 2/10



#### NOTES:

1. Dimensions are in millimeters.  
Dimensions in ( ) for Reference Only.
2. Dimensioning and tolerancing conform to ASME Y14.5M-1994.
3. Dimension is exclusive of mold flash, protrusions or gate burrs.
4. Foot length is measured at reference to gauge plane.
5. Package conforms to JEDEC MO-178AB.