

# RENESAS ISIM:PE V8.4

TOOL UPDATE

APRIL 2021

# ISIM BACKGROUND

---

- Renesas has offered simulation tools for its analog and power products for well over a decade.
- The simulation tools have included both online and offline aspects.
- iSim was Renesas' online simulation tool, where users could enter some basic input and output parameters for their circuit, and then create a schematic ready for simulation on the web. iSim also offered a download option, where a user could download their schematic for use in iSim:PE.
- iSim:PE is the offline aspect of Renesas' simulation tools. The program can be downloaded from the Renesas website.
- Renesas has discontinued the online presence of iSim.
- iSim:PE, the downloadable offline simulation tool will continue to be supported.

# ISIM:PE UPDATE

---

- A new version of iSim:PE is available for download. This new version continues to be based on the SIMetrix/SIMPLIS simulation suite. iSim:PE v8.4 can be downloaded here:

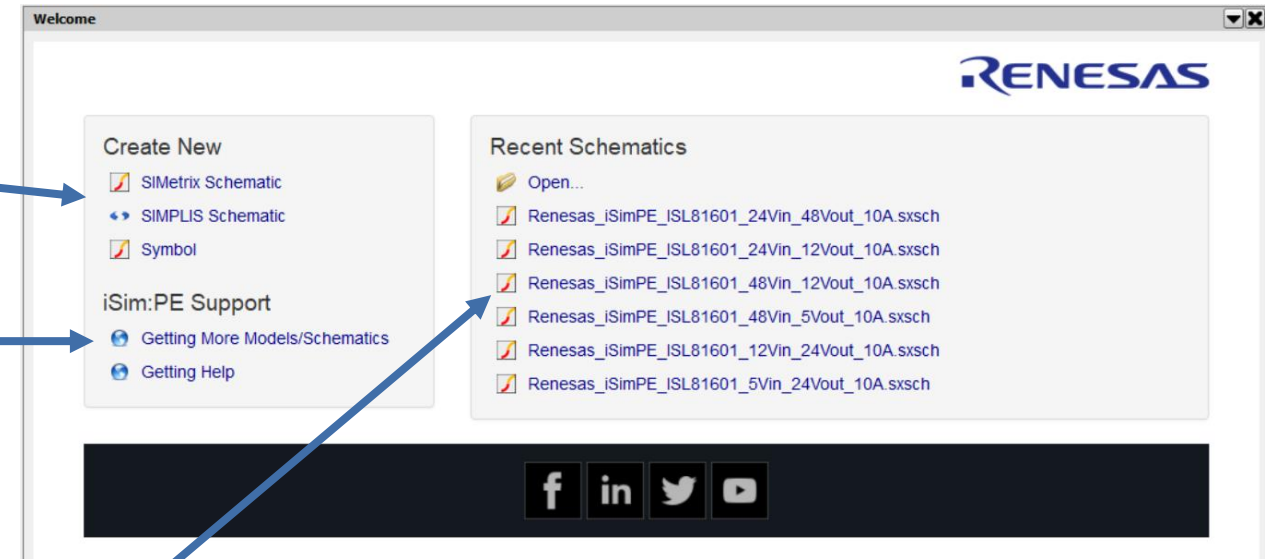
<https://www.renesas.com/us/en/software-tool/isimpe-offline-simulation-tool>

- The new version of iSim:PE is similar to the previous v8.2 version. The most notable differences are:
  - Welcome Page
  - Example schematics

# ISIM:PE NEW WELCOME PAGE

- The new Welcome page has quick links to allow you to start a new SIMetrix or SIMPLIS schematic, or access the Symbol library

- There are also links back to the iSim:PE webpage

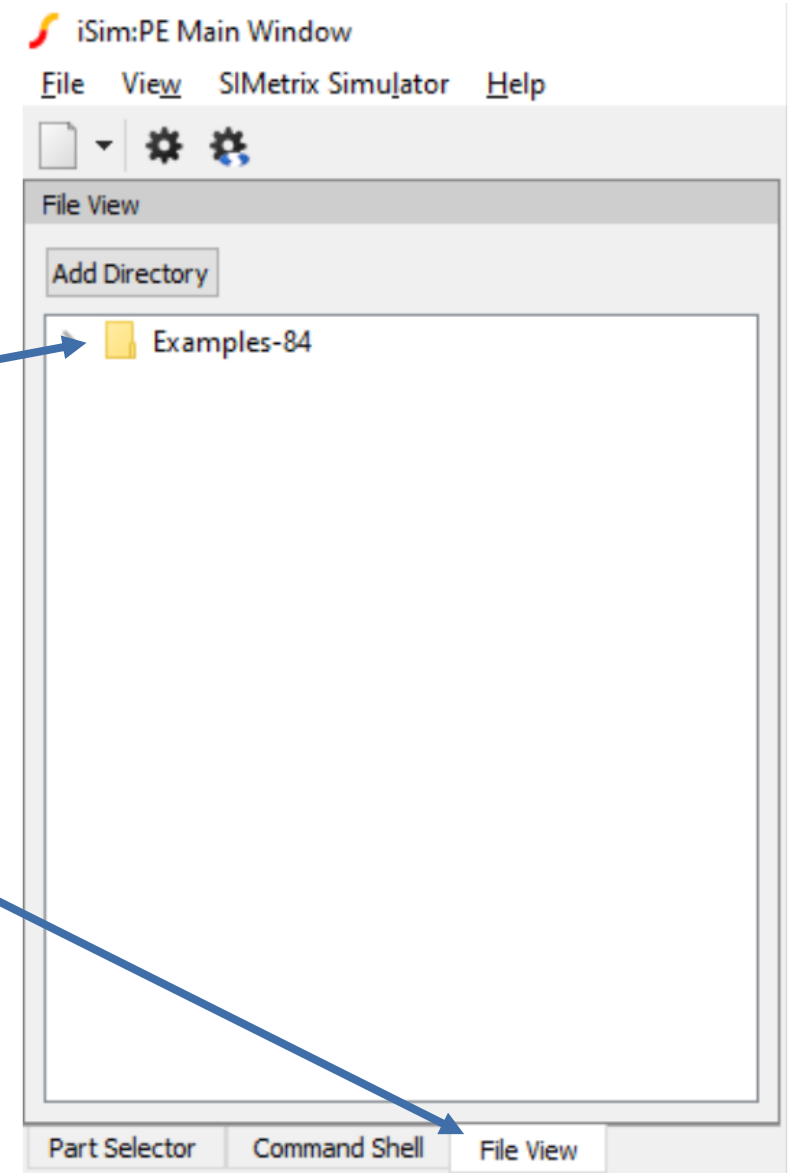


- There is also a Recent Schematics link list, which gives you quick access to any schematics you have worked on recently

- We will be adding more content and tools to the Welcome page as we roll out future versions of iSim:PE.

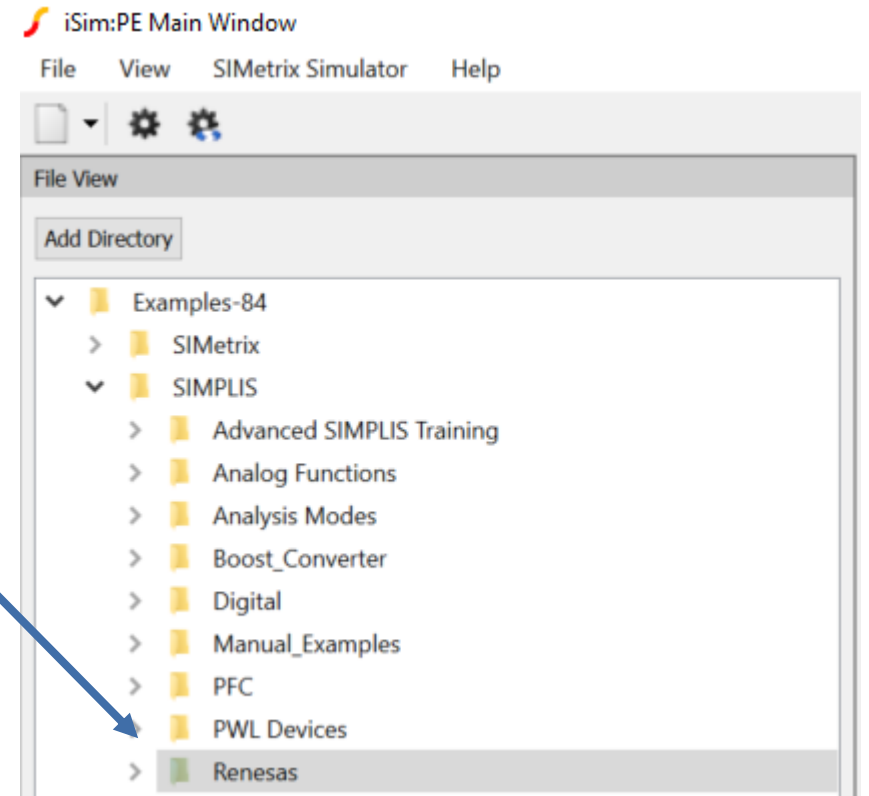
# ISIM:PE NEW EXAMPLE SCHEMATICS

- iSim:PE comes with over 100 example schematics. The example schematics folders are your best option to quickly get started with a simulation.
- The example schematics can be found in the Examples-84 folders in the File View window



# ISIM:PE NEW EXAMPLE SCHEMATICS

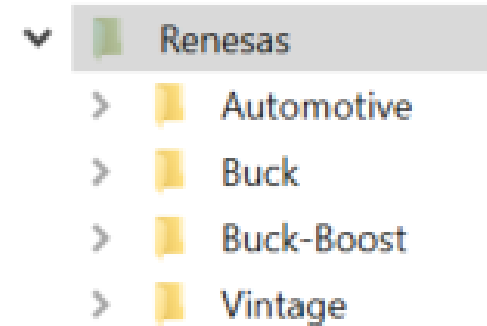
- Expand the Examples-84 folder, and open it up to the Renesas folder
- Note that you can also access these files on your PC at C:\Users\



# ISIM:PE NEW EXAMPLE SCHEMATICS

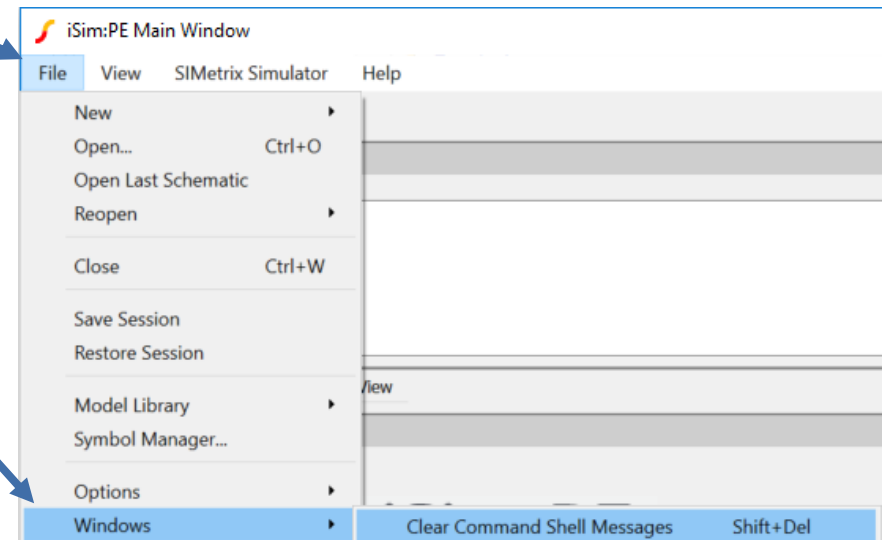
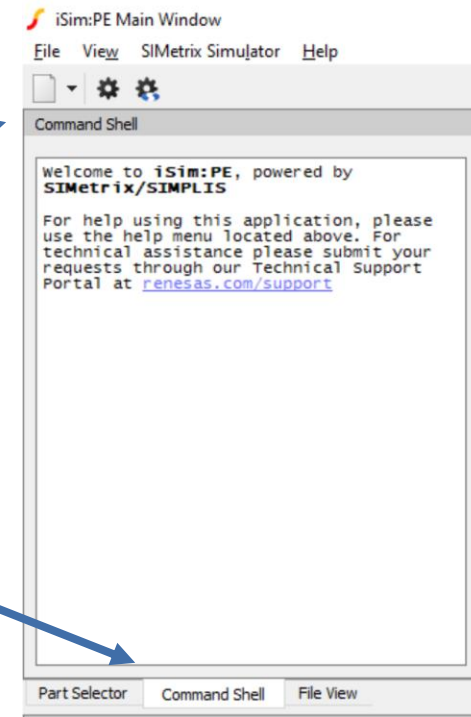
---

- The Renesas folder opens up to 4 subfolders:
  - Automotive folder contains several example schematics of our Automotive focused controllers
  - Buck contains several recent buck controllers and regulators focused on the commercial and industrial markets
  - Buck-Boost contains controllers and regulators focused on the commercial and industrial markets, with several different input and output voltage examples
  - Vintage contains all of our more mature devices.



# ISIM:PE COMMAND SHELL

- iSim:PE's Command shell window is still available.
- It now shares a window with File View and Part Selector
- You can clear old messages from the Command Shell by using File-Windows-Clear Command Shell Messages menu option (Shift – Del)






# ISIM:PE FINAL POINTS

---

- Old iSim schematics – if you have older schematics that you downloaded from iSim online, or you created schematics in older versions of iSim:PE, they will work in iSim:PE v8.4. Simply call them up from the File menu or double click on them in File Manager, or drag and drop them onto iSim:PE v8.4 to open them.
- Example schematics on Renesas website – we have posted links to iSim:PE example schematics on our website. If an example schematic exists, you will find a download link for it on the product landing page, in the Downloads area.
- Models in iSim – Renesas parts can also be found in the iSim:PE library (Place – From Model Library , then select \*All Models\*, then use Filter). However, the recommended approach is to use Example Schematics as was described earlier.

## Documentation & Downloads

| Title                                                                                                                       |
|-----------------------------------------------------------------------------------------------------------------------------|
| <b>Datasheets &amp; Errata</b>                                                                                              |
| <a href="#">HIP2210, HIP2211 Datasheet</a>                                                                                  |
| <b>User Guides &amp; Manuals</b>                                                                                            |
| <a href="#">HIP2211EVAL2Z User's Manual</a>                                                                                 |
| <a href="#">HIP2211EVAL3Z User's Manual</a>                                                                                 |
| <b>Application Notes &amp; White Papers</b>                                                                                 |
| <a href="#">Five Easy Steps to Create a Multi-Load Power Solution</a>                                                       |
| <a href="#">How Green is Your Cloud?</a>                                                                                    |
| <a href="#">AN1116: CMOS Applications Information</a>                                                                       |
| <b>Downloads</b>                                                                                                            |
|  <a href="#">HIP2211 iSim:PE Model</a> |



---

[Renesas.com](https://www.renesas.com)