

ISL6410EVAL1C, ISL6410AEVAL1A

Using the ISL6410, ISL6410A Evaluation Board

AN1131
Rev 0.00
Jul 2004

Using the Evaluation Board

The ISL6410 and ISL6410A are synchronous current mode PWM regulators offering control and protection features.

The ISL6410, ISL6410A evaluation boards highlight the operation of the IC in embedded DC-DC converter applications. Table 1 shows the available evaluation boards.

TABLE 1. EVALUATION BOARDS

BOARD NAME	IC	PACKAGE
ISL6410EVAL1C	ISL6410IU	10 Ld MSOP
ISL6410AEVAL1A	ISL6410AIU	10 Ld MSOP

Recommended Test Equipment

- A 0V-10V, 5A capable power supply
- An electronic load
- Four channel oscilloscope with probes
- Precision digital multimeters

Power and Load Connections

Input Voltage - The ISL6410 operates at 3.3V \pm 10% and the ISL6410A operates at 5.0V \pm 10%. When connecting to a 0V-10V power supply, connect the positive lead of the power supply to VIN (P1) post and the ground lead of the supply to the GND (P2) post.

Output Adjustment

The Output Voltage can be adjusted to the levels shown in the table below by applying the appropriate logic level to the VSET pin via the jumper J2.

High = JP2 1-2 closed and JP2 2-3 open and

Low = JP2 2-3 open and JP2 2-3 closed.

VSET	ISL6410 Vo	ISL6410A Vo
High	1.8V	3.3V
Open (NC)	1.5V	1.8V
Low	1.2V	1.2V

Shutdown

The PWM can be shut down by pulling the EN pin low or the P6 terminal marked as EN.

SYNC Function

The ISL6410, ISL6410A can be synchronized to an external CMOS clock signal in the range of 500kHz to 1.0MHz. This is to be applied to the SYNC pin or Terminal marked as P7.

Power Good

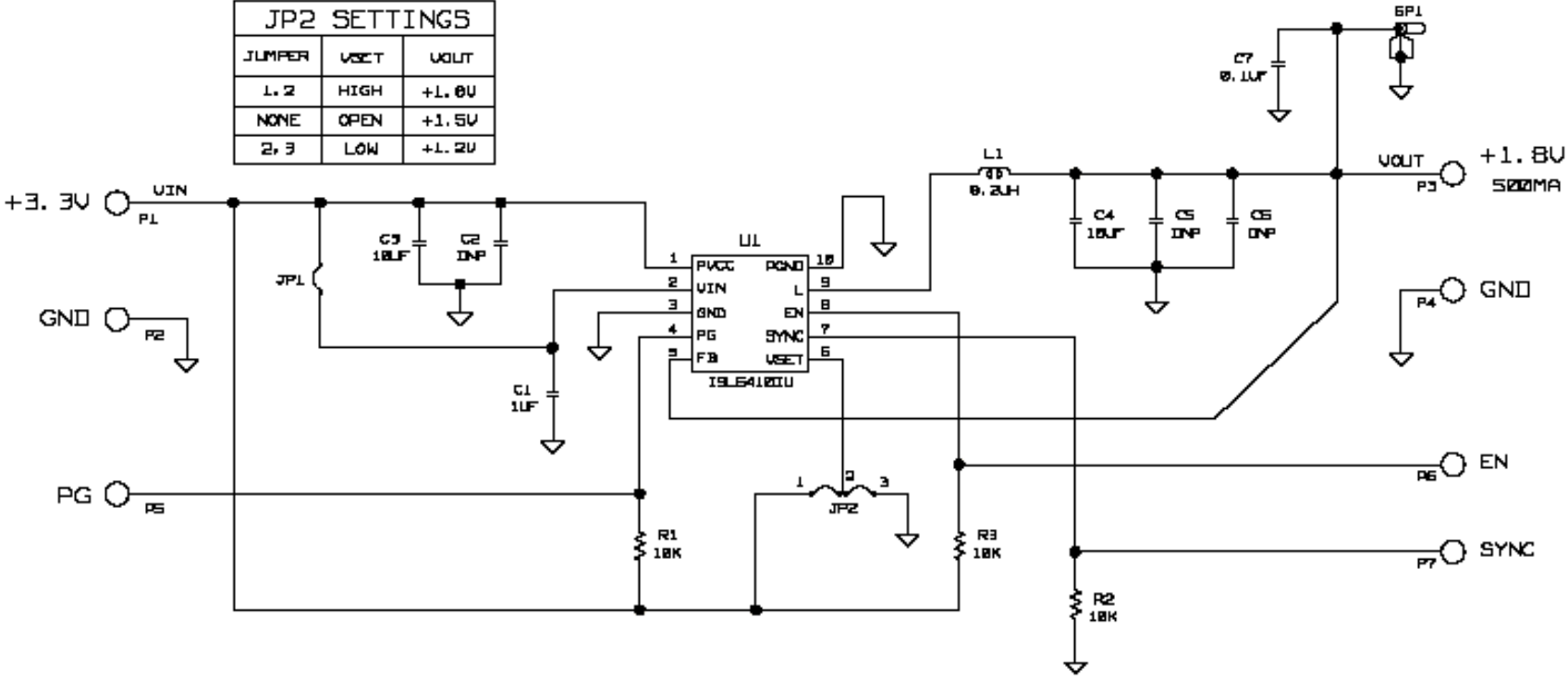
When the PWM is within \pm 10% of the set value the PG signal will go high. The open drain PG pin is pulled HIGH to VIN by a resistor on the board. The PGOOD circuitry monitors VOUT via the FB pin to determine if the outputs are in regulation. PG can be monitored at terminal P8.

Overcurrent Protection

The switch current is internally limited to 1300mA max. No external adjustment is available.

ISL6410EVAL1C Schematic

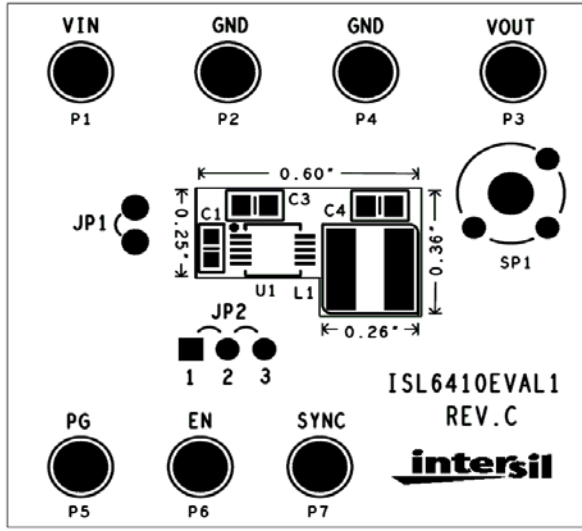
JP2 SETTINGS		
JUMPER	VSET	UOUT
1, 2	HIGH	+1.8V
NONE	OPEN	+1.5V
2, 3	LOW	+1.2V



ISL6410EVAL1C Bill of Materials

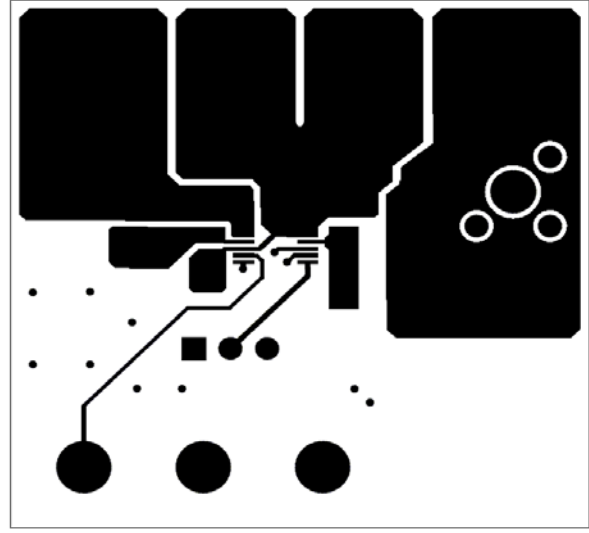
ITEM	REFERENCE	QTY	PART NUMBER	PART TYPE	DESCRIPTION	PKG.	VENDOR
1	U1	1	ISL6410IU	IC, Linear	Regulator, Single Synchronous Buck	10 Ld MSOP	Intersil
2	L1	1	MSS6122-822MX	Inductor	8.2 μ H, 20%, 1.25A	SMT	Coilcraft
3	C1	1	06036D105KAT2A	Capacitor, Ceramic, X5R	1 μ F, 10%, 6.3V	SM_0603	AVX/Generic
4	C2, C6	2	DNP	Capacitor, Ceramic		SM_0603	AVX/Generic
5	C3, C4	2	08056D106KAT2A	Capacitor, Ceramic, X5R	10 μ F, 10%, 6.3V	SM_0805	AVX/Generic
6	C5	1	DNP	Capacitor, Ceramic		SM_0805	AVX/Generic
7	C7	1	06036C104KAT2A	Capacitor, Ceramic, X7R	0.1 μ F, 10%, 6.3V	SM_0603	AVX/Generic
	Alternate		0603YC104KAT2A	Capacitor, Ceramic, X7R	0.1 μ F, 10%, 16V	SM_0603	AVX/Generic
8	R1, R2, R3	3		Resistor, Film	10k Ω , 5%, 1/16W	SM_0603	Panasonic/Generic
9	JP1	1	68000-236-1X2	Header	1X2 Break Strip GOLD		
10	JP2	1	68000-236-1X3	Header	1X3 Break Strip GOLD		
11	JP1, JP2	2	S9001-ND	Jumper	2 pin jumper		Digikey
12	SP1	1	TEK131-4353-00	Terminal, Scope Probe	Terminal, Scope Probe		Tektronix
13	P1 - P7	7	1514-2	Turret Post	Terminal post, through hole, 1/4 inch tall	PTH	Keystone

ISL6410EVAL1C Layout



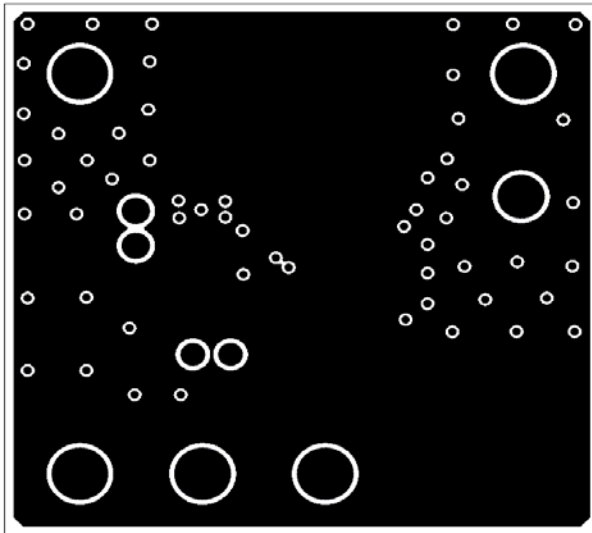
TOP SILK

SILKSCREEN TOP



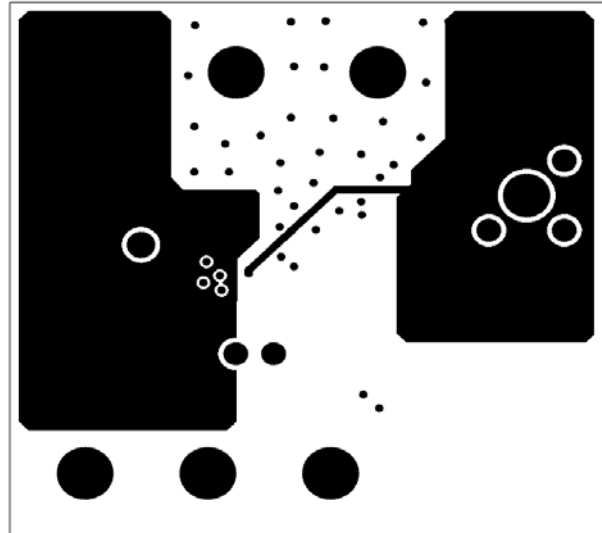
LAYER 1 (TOP SIDE)

LAYER 1



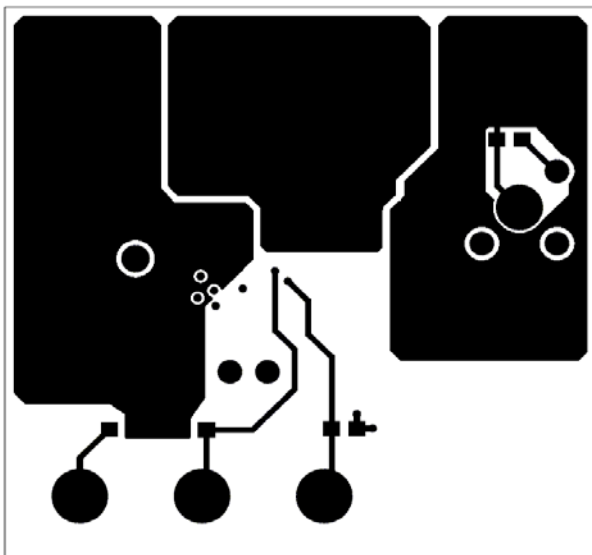
LAYER 2

LAYER 2



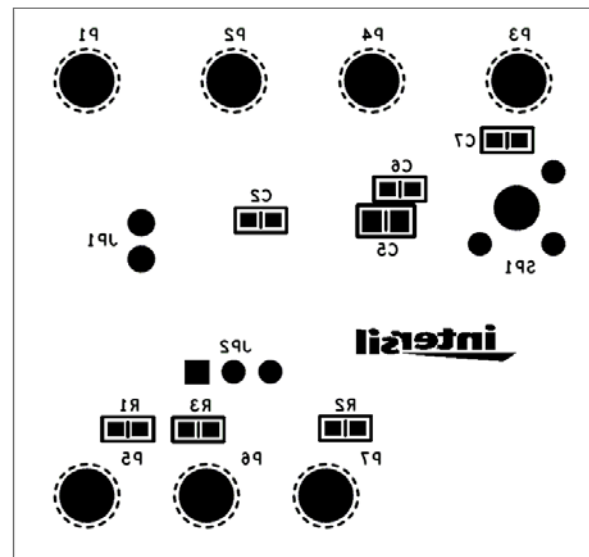
LAYER 3

LAYER 3



LAYER 4

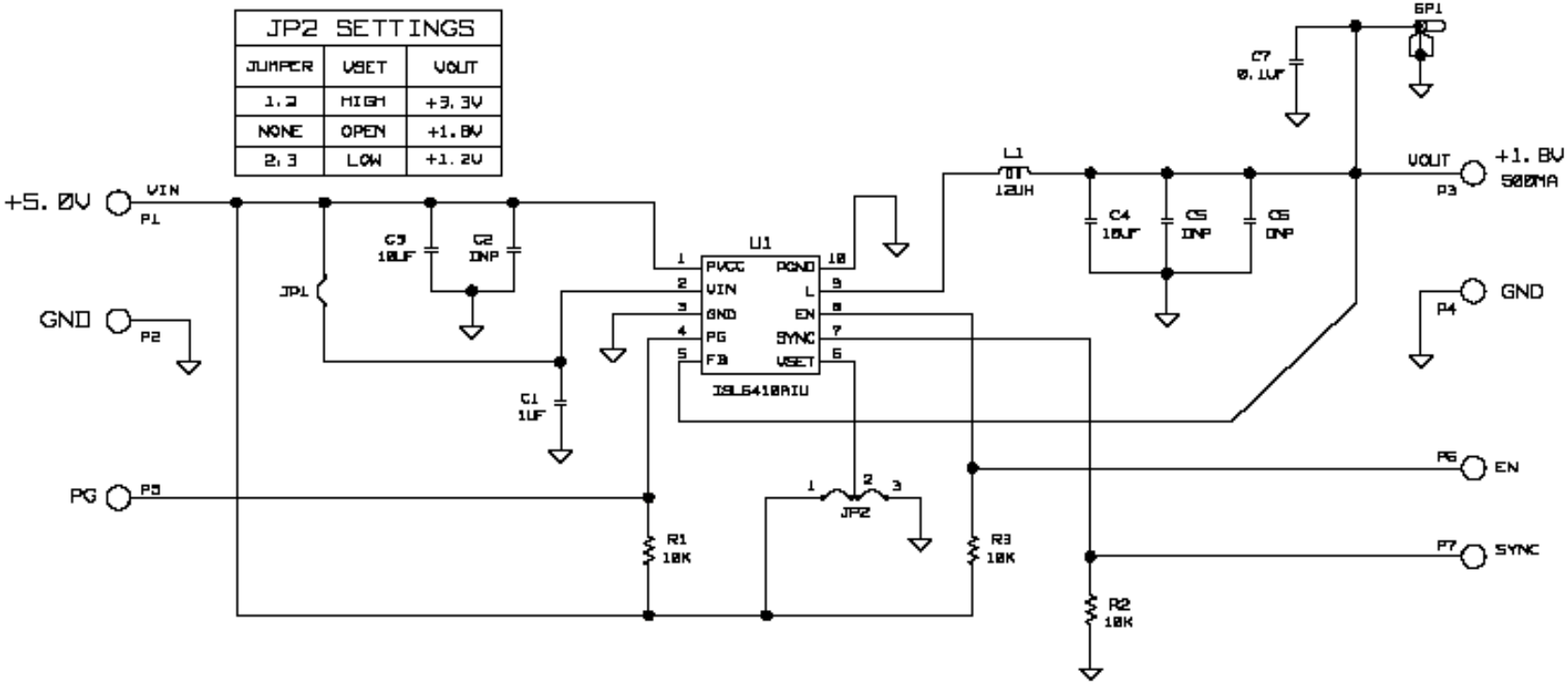
LAYER 4



SILKSCREEN BOTTOM

BOTTOM SILK

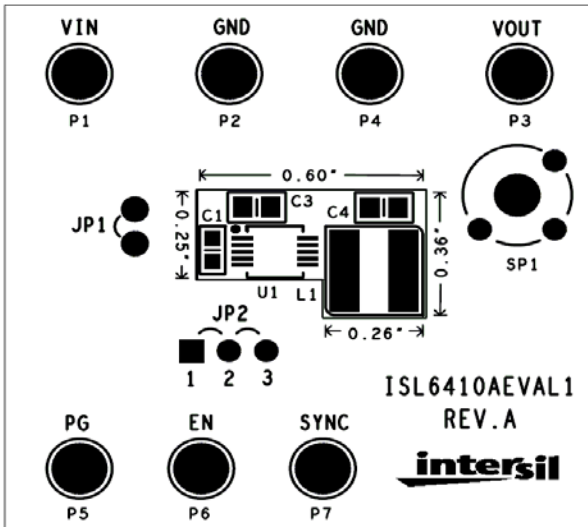
ISL6410AEVAL1A Schematic



ISL6410AEVAL1A Bill of Materials

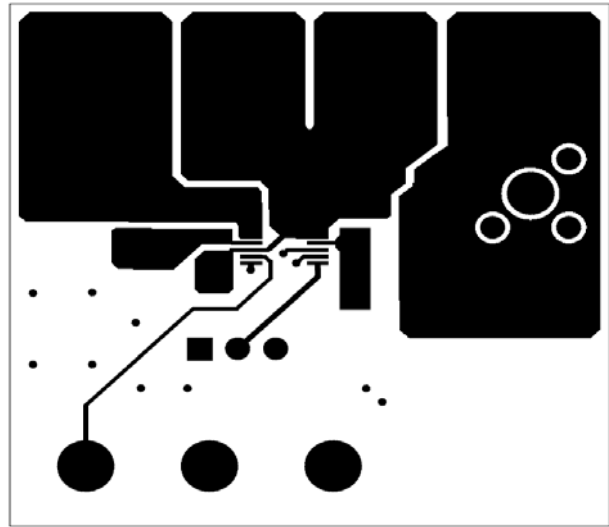
ITEM	REFERENCE	QTY	PART NUMBER	PART TYPE	DESCRIPTION	PKG.	VENDOR
1	U1	1	ISL6410IU	IC, Linear	Regulator, Single Synchronous Buck	10 Ld MSOP	Intersil
2	L1	1	MSS6122-822MX	Inductor	8.2 μ H, 20%, 1.25A	SMT	Coilcraft
3	C1	1	06036D105KAT2A	Capacitor, Ceramic, X5R	1 μ F, 10%, 6.3V	SM_0603	AVX/Generic
4	C2, C6	2	DNP	Capacitor, Ceramic		SM_0603	AVX/Generic
5	C3, C4	2	08056D106KAT2A	Capacitor, Ceramic, X5R	10 μ F, 10%, 6.3V	SM_0805	AVX/Generic
6	C5	1	DNP	Capacitor, Ceramic		SM_0805	AVX/Generic
7	C7	1	06036C104KAT2A	Capacitor, Ceramic, X7R	0.1 μ F, 10%, 6.3V	SM_0603	AVX/Generic
	Alternate		0603YC104KAT2A	Capacitor, Ceramic, X7R	0.1 μ F, 10%, 16V	SM_0603	AVX/Generic
8	R1, R2, R3	3		Resistor, Film	10k Ω , 5%, 1/16W	SM_0603	Panasonic/Generic
9	JP1	1	68000-236-1X2	Header	1X2 Break Strip GOLD		
10	JP2	1	68000-236-1X3	Header	1X3 Break Strip GOLD		
11	JP1, JP2	2	S9001-ND	Jumper	2 pin jumper		Digikey
12	SP1	1	TEK131-4353-00	Terminal, Scope Probe	Terminal, Scope Probe		Tektronix
13	P1 - P7	7	1514-2	Turret Post	Terminal post, through hole, 1/4 inch tall	PTH	Keystone

ISL6410AEVAL1A Layout

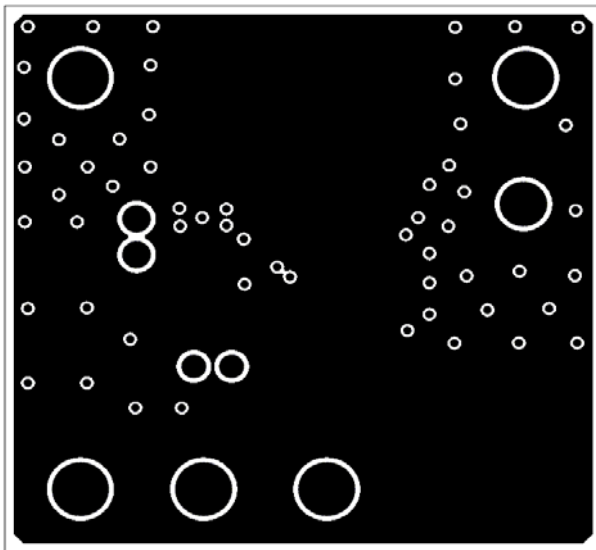


TOP SILK

SILKSCREEN TOP

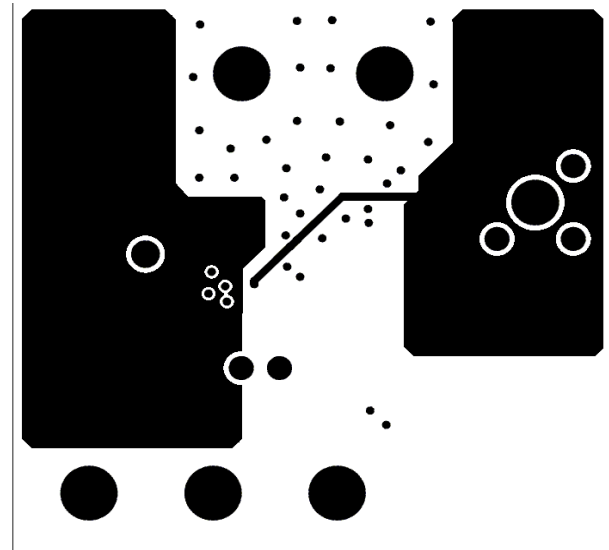


LAYER 1 (TOP SIDE)



LAYER 2

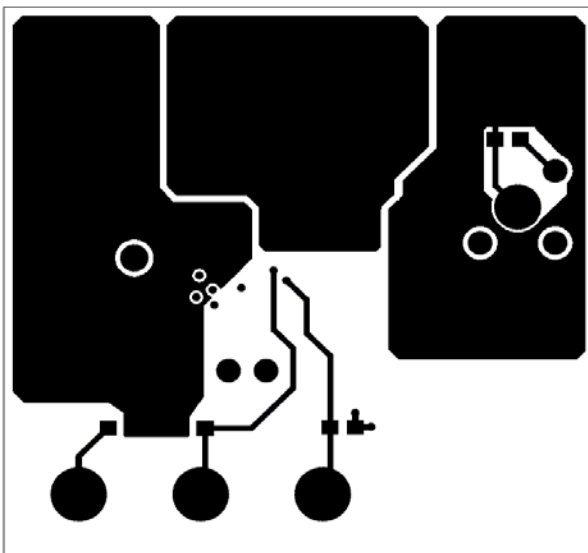
LAYER 2



LAYER 1

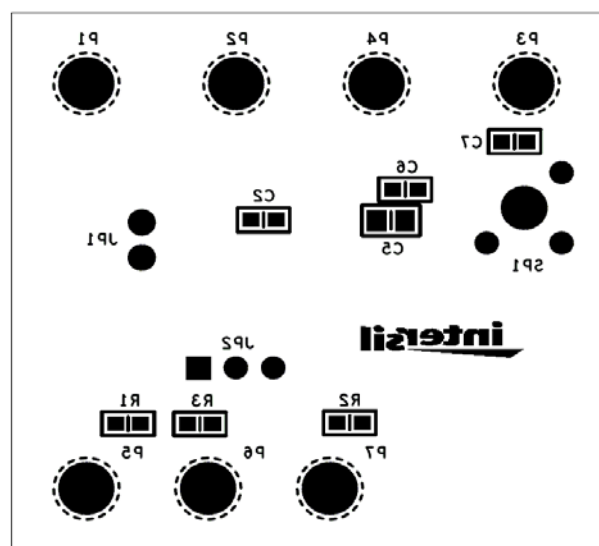
LAYER 3

LAYER 3



LAYER 4

LAYER 4



BOTTOM SILK

SILKSCREEN BOTTOM

Notice

1. Descriptions of circuits, software and other related information in this document are provided only to illustrate the operation of semiconductor products and application examples. You are fully responsible for the incorporation or any other use of the circuits, software, and information in the design of your product or system. Renesas Electronics disclaims any and all liability for any losses and damages incurred by you or third parties arising from the use of these circuits, software, or information.
2. Renesas Electronics hereby expressly disclaims any warranties against and liability for infringement or any other claims involving patents, copyrights, or other intellectual property rights of third parties, by or arising from the use of Renesas Electronics products or technical information described in this document, including but not limited to, the product data, drawings, charts, programs, algorithms, and application examples.
3. No license, express, implied or otherwise, is granted hereby under any patents, copyrights or other intellectual property rights of Renesas Electronics or others.
4. You shall not alter, modify, copy, or reverse engineer any Renesas Electronics product, whether in whole or in part. Renesas Electronics disclaims any and all liability for any losses or damages incurred by you or third parties arising from such alteration, modification, copying or reverse engineering.
5. Renesas Electronics products are classified according to the following two quality grades: "Standard" and "High Quality". The intended applications for each Renesas Electronics product depends on the product's quality grade, as indicated below.
"Standard": Computers; office equipment; communications equipment; test and measurement equipment; audio and visual equipment; home electronic appliances; machine tools; personal electronic equipment; industrial robots; etc.
"High Quality": Transportation equipment (automobiles, trains, ships, etc.); traffic control (traffic lights); large-scale communication equipment; key financial terminal systems; safety control equipment; etc.
Unless expressly designated as a high reliability product or a product for harsh environments in a Renesas Electronics data sheet or other Renesas Electronics document, Renesas Electronics products are not intended or authorized for use in products or systems that may pose a direct threat to human life or bodily injury (artificial life support devices or systems; surgical implantations; etc.), or may cause serious property damage (space system; undersea repeaters; nuclear power control systems; aircraft control systems; key plant systems; military equipment; etc.). Renesas Electronics disclaims any and all liability for any damages or losses incurred by you or any third parties arising from the use of any Renesas Electronics product that is inconsistent with any Renesas Electronics data sheet, user's manual or other Renesas Electronics document.
6. When using Renesas Electronics products, refer to the latest product information (data sheets, user's manuals, application notes, "General Notes for Handling and Using Semiconductor Devices" in the reliability handbook, etc.), and ensure that usage conditions are within the ranges specified by Renesas Electronics with respect to maximum ratings, operating power supply voltage range, heat dissipation characteristics, installation, etc. Renesas Electronics disclaims any and all liability for any malfunctions, failure or accident arising out of the use of Renesas Electronics products outside of such specified ranges.
7. Although Renesas Electronics endeavors to improve the quality and reliability of Renesas Electronics products, semiconductor products have specific characteristics, such as the occurrence of failure at a certain rate and malfunctions under certain use conditions. Unless designated as a high reliability product or a product for harsh environments in a Renesas Electronics data sheet or other Renesas Electronics document, Renesas Electronics products are not subject to radiation resistance design. You are responsible for implementing safety measures to guard against the possibility of bodily injury, injury or damage caused by fire, and/or danger to the public in the event of a failure or malfunction of Renesas Electronics products, such as safety design for hardware and software, including but not limited to redundancy, fire control and malfunction prevention, appropriate treatment for aging degradation or any other appropriate measures. Because the evaluation of microcomputer software alone is very difficult and impractical, you are responsible for evaluating the safety of the final products or systems manufactured by you.
8. Please contact a Renesas Electronics sales office for details as to environmental matters such as the environmental compatibility of each Renesas Electronics product. You are responsible for carefully and sufficiently investigating applicable laws and regulations that regulate the inclusion or use of controlled substances, including without limitation, the EU RoHS Directive, and using Renesas Electronics products in compliance with all these applicable laws and regulations. Renesas Electronics disclaims any and all liability for damages or losses occurring as a result of your noncompliance with applicable laws and regulations.
9. Renesas Electronics products and technologies shall not be used for or incorporated into any products or systems whose manufacture, use, or sale is prohibited under any applicable domestic or foreign laws or regulations. You shall comply with any applicable export control laws and regulations promulgated and administered by the governments of any countries asserting jurisdiction over the parties or transactions.
10. It is the responsibility of the buyer or distributor of Renesas Electronics products, or any other party who distributes, disposes of, or otherwise sells or transfers the product to a third party, to notify such third party in advance of the contents and conditions set forth in this document.
11. This document shall not be reprinted, reproduced or duplicated in any form, in whole or in part, without prior written consent of Renesas Electronics.
12. Please contact a Renesas Electronics sales office if you have any questions regarding the information contained in this document or Renesas Electronics products.
(Note 1) "Renesas Electronics" as used in this document means Renesas Electronics Corporation and also includes its directly or indirectly controlled subsidiaries.
(Note 2) "Renesas Electronics product(s)" means any product developed or manufactured by or for Renesas Electronics.

(Rev.4.0-1 November 2017)



SALES OFFICES

Renesas Electronics Corporation

<http://www.renesas.com>

Refer to "<http://www.renesas.com/>" for the latest and detailed information.

Renesas Electronics America Inc.
1001 Murphy Ranch Road, Milpitas, CA 95035, U.S.A.
Tel: +1-408-432-8888, Fax: +1-408-434-5351

Renesas Electronics Canada Limited
9251 Yonge Street, Suite 8309 Richmond Hill, Ontario Canada L4C 9T3
Tel: +1-905-237-2004

Renesas Electronics Europe Limited
Dukes Meadow, Millboard Road, Bourne End, Buckinghamshire, SL8 5FH, U.K
Tel: +44-1628-651-700, Fax: +44-1628-651-804

Renesas Electronics Europe GmbH
Arcadiastrasse 10, 40472 Düsseldorf, Germany
Tel: +49-211-6503-0, Fax: +49-211-6503-1327

Renesas Electronics (China) Co., Ltd.
Room 1709 Quantum Plaza, No.27 ZhichunLu, Haidian District, Beijing, 100191 P. R. China
Tel: +86-10-8235-1155, Fax: +86-10-8235-7679

Renesas Electronics (Shanghai) Co., Ltd.
Unit 301, Tower A, Central Towers, 555 Langao Road, Putuo District, Shanghai, 200333 P. R. China
Tel: +86-21-2226-0888, Fax: +86-21-2226-0999

Renesas Electronics Hong Kong Limited
Unit 1601-1611, 16/F., Tower 2, Grand Century Place, 193 Prince Edward Road West, Mongkok, Kowloon, Hong Kong
Tel: +852-2265-6688, Fax: +852-2886-9022

Renesas Electronics Taiwan Co., Ltd.
13F, No. 363, Fu Shing North Road, Taipei 10543, Taiwan
Tel: +886-2-8175-9600, Fax: +886-2-8175-9670

Renesas Electronics Singapore Pte. Ltd.
80 Bendemeer Road, Unit #06-02 Hyflux Innovation Centre, Singapore 339949
Tel: +65-6213-0200, Fax: +65-6213-0300

Renesas Electronics Malaysia Sdn.Bhd.
Unit 1207, Block B, Menara Amcorp, Amcorp Trade Centre, No. 18, Jln Persiaran Barat, 46050 Petaling Jaya, Selangor Darul Ehsan, Malaysia
Tel: +60-3-7955-9390, Fax: +60-3-7955-9510

Renesas Electronics India Pvt. Ltd.
No.777C, 100 Feet Road, HAL 2nd Stage, Indiranagar, Bangalore 560 038, India
Tel: +91-80-67208700, Fax: +91-80-67208777

Renesas Electronics Korea Co., Ltd.
17F, KAMCO Yangjae Tower, 262, Gangnam-daero, Gangnam-gu, Seoul, 06265 Korea
Tel: +82-2-558-3737, Fax: +82-2-558-5338