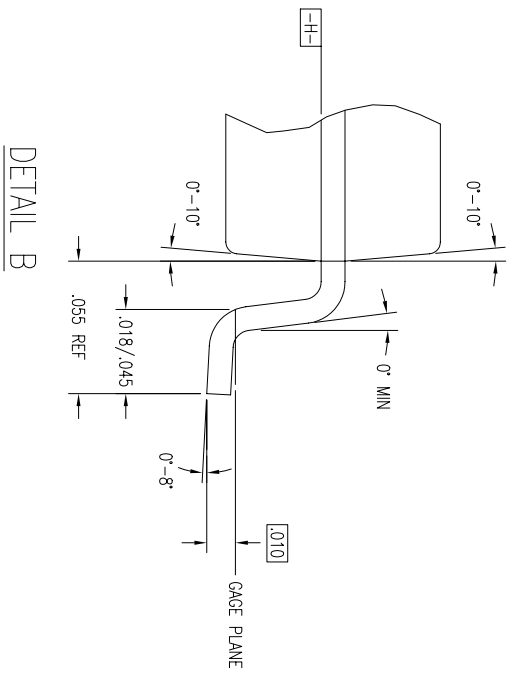
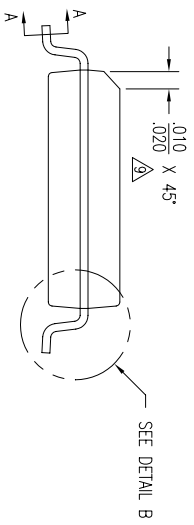
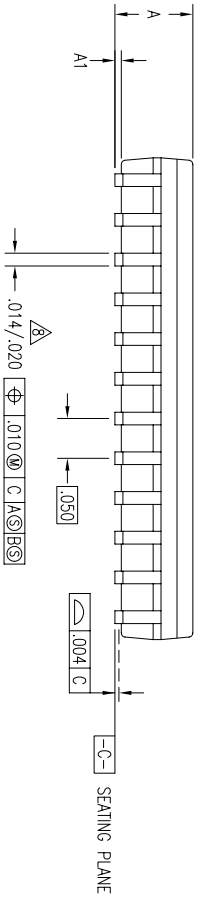
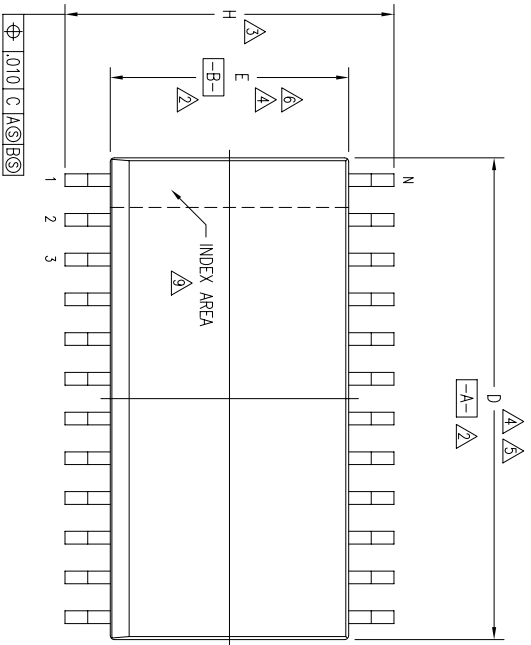
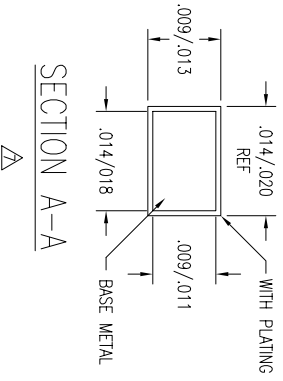


REVISIONS			
REV	DESCRIPTION	DATE	APPROVED
06	REDRAW TO JEDEC FORMAT	03/15/95	TU VU
07	CHANGED AT MIN.	04/02/01	PPAIK
08	ADD "GREEN" PSG NOMENCLATURE	10/12/04	TU VU
09	ADD "PI/PKG PACKAGE"	09/7/11	RAC
10	ADDED PACKAGE CODE	12/12/12	RAC



DETAIL B



SECTION A-A

TOLERANCES UNLESS SPECIFIED		www.IDT.com	
DECIMAL	ANGULAR	6024 SILVERCREEK VALLEY RD	
±	±	SAN JOSE CA 95138	
±	±	PHONE: (408) 284-8200	
±	±	FAX: (408) 294-8591	
APPROVALS	DATE	TITLE	PS/PSG/PI/PKG PACKAGE OUTLINE
DRAWN			.300" BODY WIDTH SOIC
CHECKED			.050" PITCH
SIZE	DRAWING No.	PSC-4007	REV 10
C			
DO NOT SCALE DRAWING			SHEET 1 OF 3

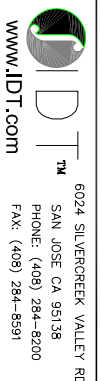
REV	DESCRIPTION	DATE	APPROVED
06	REDRAW TO JEDEC FORMAT	03/15/95	TU VU
07	CHANGED AT MIN.	04/02/01	PPAK
08	ADD "GREEN" PSG NOMENCLATURE	10/12/04	TU VU
09	ADD "PI/PIG PACKAGE"	09/7/11	RAC
10	ADDED PACKAGE CODE	12/12/12	RAC

SYMBOL	PS/PSG/PI/PIG16			PS/PSG/PI/PIG18			PS/PSG/PI/PIG20			PS/PSG/PI/PIG24			PS/PSG/PI/PIG28		
	JEDEC VARIATION			JEDEC VARIATION			JEDEC VARIATION			JEDEC VARIATION			JEDEC VARIATION		
	AA	NOM	MAX	AB	NOM	MAX	AC	NOM	MAX	AD	NOM	MAX	AE	NOM	MAX
A	.095	.100	.104	.095	.100	.104	.095	.100	.104	.095	.100	.104	.095	.100	.104
A1	.004	.008	.012	.004	.008	.012	.004	.008	.012	.004	.008	.012	.004	.008	.012
D	.403	.408	.413	.447	.454	.462	.497	.504	.511	.600	.607	.614	.700	.706	.712
E	.292	.296	.299	.292	.296	.299	.292	.296	.299	.292	.296	.299	.292	.296	.299
H	.400	.406	.419	.400	.406	.419	.400	.406	.419	.400	.406	.419	.400	.406	.419
N	16			18			20			24			28		

NOTES:

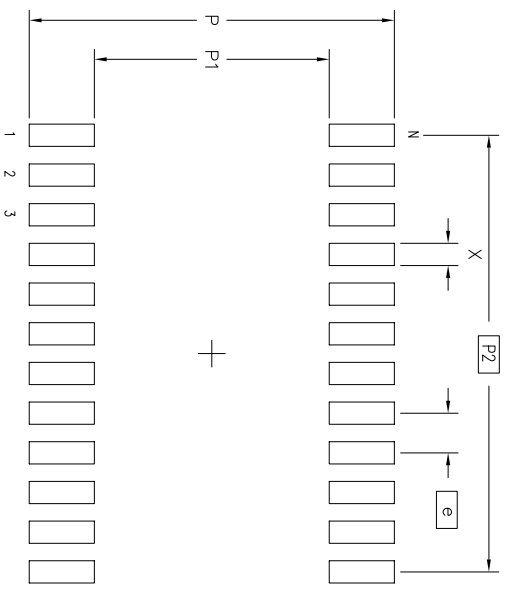
- ALL DIMENSIONING AND TOLERANCING CONFORM TO ANSI Y14.5M-1982
- DATUMS **-A-** AND **-B-** TO BE DETERMINED AT DATUM PLANE **-H-**
- DIMENSION H TO BE DETERMINED AT SEATING PLANE **-C-**
- DIMENSIONS D AND E ARE TO BE DETERMINED AT DATUM PLANE **-H-**
- DIMENSION D DOES NOT INCLUDE MOLD FLASH, PROTRUSIONS OR GATE BURRS. MOLD FLASH, PROTRUSIONS AND GATE BURRS SHALL NOT EXCEED .006 PER SIDE
- DIMENSION E DOES NOT INCLUDE INTERLEAD FLASH OR PROTRUSIONS. INTERLEAD FLASH OR PROTRUSIONS SHALL NOT EXCEED .010 PER SIDE
- THESE DIMENSIONS APPLY TO THE FLAT SECTION OF THE LEAD BETWEEN .005 AND .010 FROM LEAD TIP
- LEAD WIDTH DIMENSION DOES NOT INCLUDE DAMBAR PROTRUSION. ALLOWABLE DAMBAR PROTRUSION IS .004 IN EXCESS OF THE LEAD WIDTH DIMENSION AT MAXIMUM MATERIAL CONDITION. DAMBAR CANNOT BE LOCATED ON THE LOWER RADIUS OR THE FOOT
- THE CHAMFER ON THE PACKAGE BODY IS OPTIONAL. IF IT IS NOT PRESENT, A VISUAL INDEX FEATURE MUST BE LOCATED WITHIN THE ZONE INDICATED
- ALL DIMENSIONS ARE IN INCHES
- THIS OUTLINE CONFORMS TO JEDEC PUBLICATION 95 REGISTRATION MS-013, VARIATION AA, AB, AC, AD & AE

TOLERANCES UNLESS SPECIFIED		ANGULAR	
DECIMAL	±		
XX±			
XXXX±			
APPROVALS	DATE	TITLE	
DRAWN		PS/PSG/PI/PIG PACKAGE OUTLINE	
CHECKED		.300" BODY WIDTH 50IC	
		SIZE	DRAWING No.
		C	PSC-4007
			REV 10
DO NOT SCALE DRAWING		SHEET 2 OF 3	



REVISIONS			
REV	DESCRIPTION	DATE	APPROVED
06	REDRAW TO JEDEC FORMAT	03/15/95	TU VU
07	CHANGED AT MIN.	04/02/01	PPAK
08	ADD "GREEN" PSG NOMENCLATURE	10/12/04	TU VU
09	ADD "P1/PIG PACKAGE"	09/7/11	RAC
10	ADDED PACKAGE CODE	12/12/12	RAC

LAND PATTERN DIMENSIONS



	MIN	MAX	MIN	MAX	MIN	MAX	MIN	MAX	MIN	MAX
P	.456	.464	.456	.464	.456	.464	.456	.464	.456	.464
P1	.292	.300	.292	.300	.292	.300	.292	.300	.292	.300
P2	.350 BSC		.400 BSC		.450 BSC		.550 BSC		.650 BSC	
X	.024	.032	.024	.032	.024	.032	.024	.032	.024	.032
e	.050 BSC		.050 BSC		.050 BSC		.050 BSC		.050 BSC	
N	16		18		20		24		28	

TOLERANCES
UNLESS SPECIFIED
DECIMAL ANGULAR
XXX± ±
XXXX± ±

APPROVALS

DATE	
DRAWN	
CHECKED	

www.IDT.com

IDT™ 6024 SILVERCREEK VALLEY RD
SAN JOSE CA 95138
PHONE: (408) 284-8200
FAX: (408) 284-8591

TITLE: PS/PSG/PI/PIG PACKAGE OUTLINE
.300" BODY WIDTH SOIC
.050" PITCH

SIZE: C DRAWING No. PSC-4007 REV 10

DO NOT SCALE DRAWING SHEET 3 OF 3