

## Introduction

This application note describes the SPICE transistor models for the bipolar devices that comprise the HFA3046, HFA3096, HFA3127, and HFA3128 Ultra High Frequency Transistor Arrays. These arrays are fabricated on Intersil's complementary bipolar UHF1 process and contain a combination of NPN and/or PNP transistors. These transistors exhibit peak  $f_T$ 's of 9 GHz and 5.5 GHz respectively, as illustrated by the included performance curves.

## Model Description

While this model was developed for the PSpice simulator from MicroSim Corporation, it may be adaptable to other simulators. The performance curves included in this document were generated using PSpice. A cdsSpice compatible version of the model is available upon request.

The PSpice model contains parameters for UHF NPN and PNP transistors. Only transistor type determines model selection, since all transistors within a type have the same geometry.

The models emulate typical rather than worst case devices, at an ambient temperature of 25°C.

## Package Models

Rudimentary models for the available packages are included at the back of this application note. These models are preliminary and are a best estimate of package parasitics based on measurements and industry literature. Because package parasitics can be the limiting factor in high frequency circuits, simulations with these package models should not be considered a substitute for breadboarding the design.

## Parameters Not Modeled

Some effects haven't been included in this model. The major exclusions are listed below:

- Temperature Effects
- Breakdown Effects

Future releases of this model may include some of these effects.

## PSpice Listing

```

*
*COPYRIGHT © 1994 INTERSIL CORPORATION
*ALL RIGHTS RESERVED
*
*HFA3046/3096/3127/3128 PSpice MODEL
*REV: 1-3-94
*
***** UHFN - LE = 3 WE = 50 *****
*
* — BJT MODELS —
*
.model NUHFARRY NPN
+      (IS = 1.840E - 16      XTI = 3.000E + 00      EG = 1.110E + 00      VAF = 7.200E + 01
+      VAR = 4.500E + 00      BF = 1.036E + 02      ISE = 1.686E - 19      NE = 1.400E + 00
+      IKF = 5.400E - 02      XTB = 0.000E + 00      BR = 1.000E + 01      ISC = 1.605E - 14
+      NC = 1.800E + 00      IKR = 5.400E - 02      RC = 1.140E + 01      CJC = 3.980E - 13
+      MJC = 2.400E - 01      VJC = 9.700E - 01      FC = 5.000E - 01      CJE = 2.400E - 13
+      MJE = 5.100E - 01      VJE = 8.690E - 01      TR = 4.000E - 09      TF = 10.51E - 12
+      ITF = 3.500E - 02      XTF = 2.300E + 00      VTF = 3.500E + 00      PTF = 0.000E + 00
+      XCJC = 9.000E - 01      CJS = 1.150E - 13      VJS = 7.500E - 01      MJS = 0.000E + 00
+      RE = 1.848E + 00      RB = 5.007E + 01      RBM = 1.974E + 00      KF = 0.000E + 00
+      AF = 1.000E + 00)
*
*
***** UHFP - LE = 3 WE = 50 *****
*
.model PUHFARRY PNP
+      (IS = 1.027E - 16      XTI = 3.000E + 00      EG = 1.110E + 00      VAF = 3.000E + 01
+      VAR = 4.500E + 00      BF = 5.228E + 01      ISE = 9.398E - 20      NE = 1.400E + 00
+      IKF = 5.412E - 02      XTB = 0.000E + 00      BR = 7.000E + 00      ISC = 1.027E - 14
+      NC = 1.800E + 00      IKR = 5.412E - 02      RC = 3.420E + 01      CJC = 4.951E - 13
+      MJC = 3.000E - 01      VJC = 1.230E + 00      FC = 5.000E - 01      CJE = 2.927E - 13
+      MJE = 5.700E - 01      VJE = 8.800E - 01      TR = 4.000E - 09      TF = 20.05E - 12
+      ITF = 2.001E - 02      XTF = 1.534E + 00      VTF = 1.800E + 00      PTF = 0.000E + 00
+      XCJC = 9.000E - 01      CJS = 1.150E - 13      VJS = 7.500E - 01      MJS = 0.000E + 00
+      RE = 1.848E + 00      RB = 3.271E + 01      RBM = 9.902E - 01      KF = 0.000E + 00
+      AF = 1.000E + 00)
    
```

## Model Performance

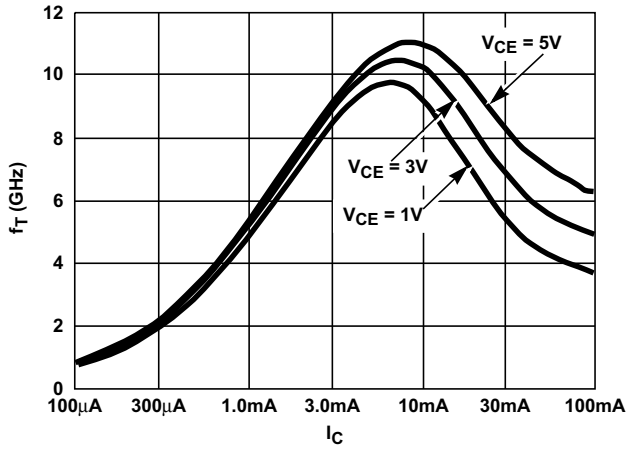


FIGURE 1. NPN  $f_T$  vs  $I_C$

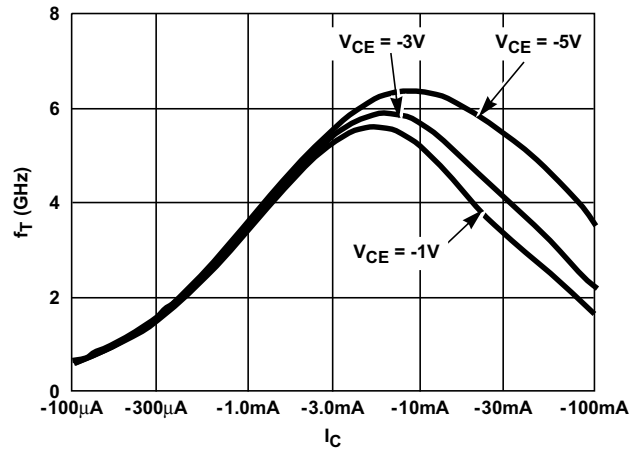


FIGURE 2. PNP  $f_T$  vs  $I_C$

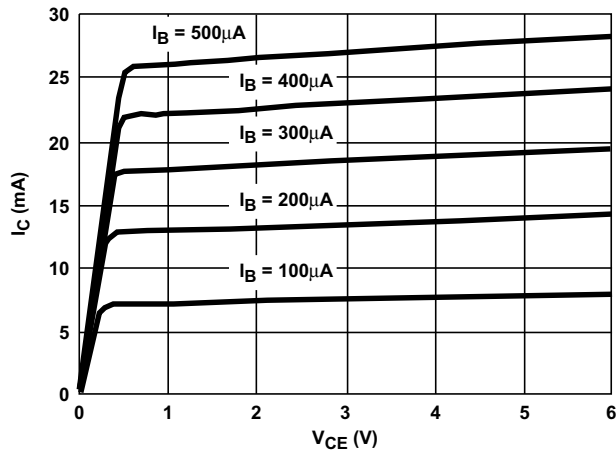


FIGURE 3. NPN  $I_C$  vs  $V_{CE}$

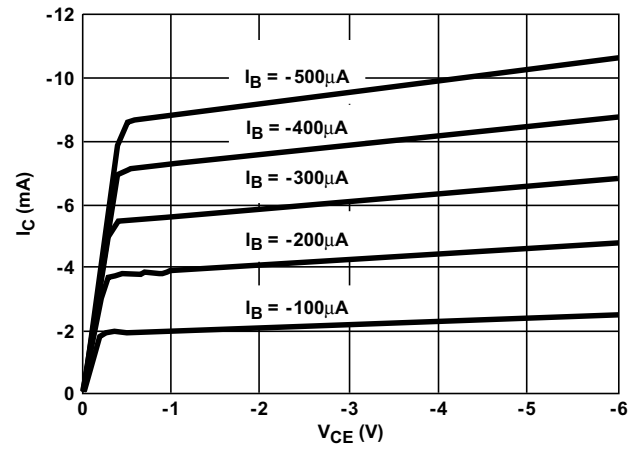


FIGURE 4. PNP  $I_C$  vs  $V_{CE}$

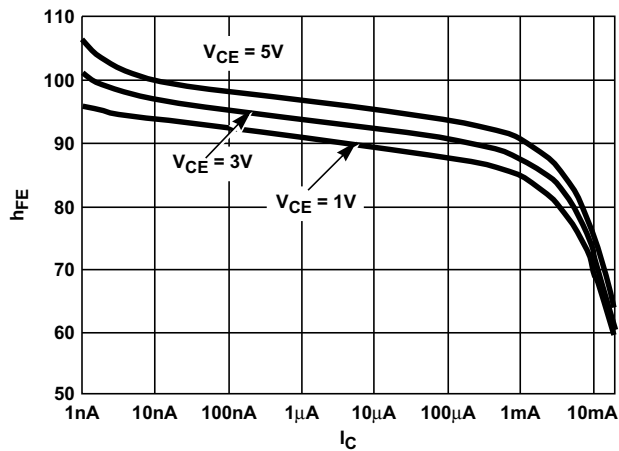


FIGURE 5. NPN  $h_{FE}$  vs  $I_C$

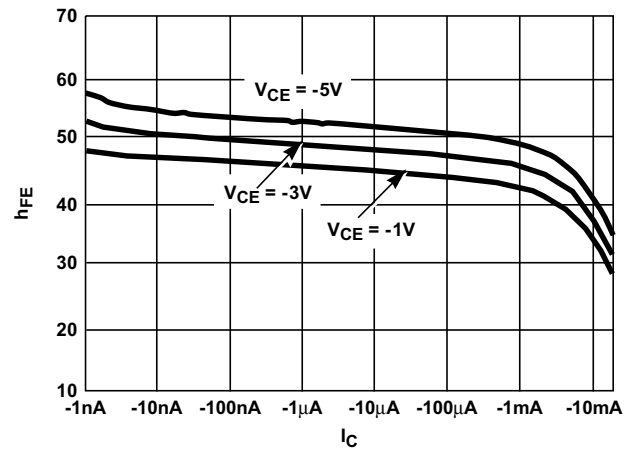


FIGURE 6. PNP  $h_{FE}$  vs  $I_C$

## Model Performance (Continued)

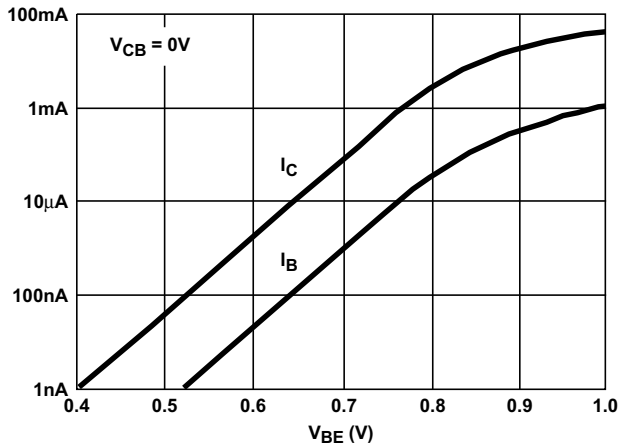


FIGURE 7. NPN  $I_C$  AND  $I_B$  vs  $V_{BE}$

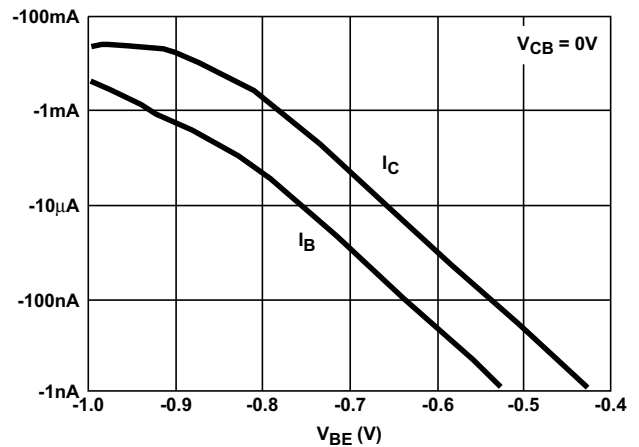


FIGURE 8. PNP  $I_C$  AND  $I_B$  vs  $V_{BE}$

## Package Models

Equivalent Circuit:

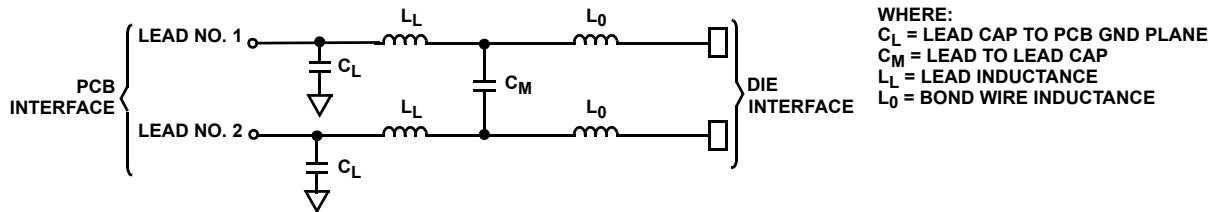


TABLE 1. ELEMENT VALUES

LEAD NO.	14 LEAD SOIC				16 LEAD SOIC			
	CL	CM	LL	LB	CL	CM	LL	LB
1	0.2pF	0.05pF	1.9nH	1.1nH	0.2pF	0.05pF	2.1nH	1.1nH
2	0.2pF	0.05pF	1.3nH	1.1nH	0.2pF	0.05pF	1.5nH	1.1nH
3	0.2pF	0.05pF	0.9nH	1.1nH	0.2pF	0.05pF	0.9nH	1.1nH
4	0.2pF	0.05pF	0.7nH	1.1nH	0.2pF	0.05pF	0.7nH	1.1nH
5	0.2pF	0.05pF	0.9nH	1.1nH	0.2pF	0.05pF	0.7nH	1.1nH
6	0.2pF	0.05pF	1.3nH	1.1nH	0.2pF	0.05pF	0.9nH	1.1nH
7	0.2pF	0.05pF	1.9nH	1.1nH	0.2pF	0.05pF	1.5nH	1.1nH
8	0.2pF	0.05pF	1.9nH	1.1nH	0.2pF	0.05pF	2.1nH	1.1nH
9	0.2pF	0.05pF	1.3nH	1.1nH	0.2pF	0.05pF	2.1nH	1.1nH
10	0.2pF	0.05pF	0.9nH	1.1nH	0.2pF	0.05pF	1.5nH	1.1nH
11	0.2pF	0.05pF	0.7nH	1.1nH	0.2pF	0.05pF	0.9nH	1.1nH
12	0.2pF	0.05pF	0.9nH	1.1nH	0.2pF	0.05pF	0.7nH	1.1nH
13	0.2pF	0.05pF	1.3nH	1.1nH	0.2pF	0.05pF	0.7nH	1.1nH
14	0.2pF	0.05pF	1.9nH	1.1nH	0.2pF	0.05pF	0.9nH	1.1nH
15	X	X	X	X	0.2pF	0.05pF	1.5nH	1.1nH
16	X	X	X	X	0.2pF	0.05pF	2.1nH	1.1nH

## IMPORTANT NOTICE AND DISCLAIMER

RENESAS ELECTRONICS CORPORATION AND ITS SUBSIDIARIES (“RENESAS”) PROVIDES TECHNICAL SPECIFICATIONS AND RELIABILITY DATA (INCLUDING DATASHEETS), DESIGN RESOURCES (INCLUDING REFERENCE DESIGNS), APPLICATION OR OTHER DESIGN ADVICE, WEB TOOLS, SAFETY INFORMATION, AND OTHER RESOURCES “AS IS” AND WITH ALL FAULTS, AND DISCLAIMS ALL WARRANTIES, EXPRESS OR IMPLIED, INCLUDING, WITHOUT LIMITATION, ANY IMPLIED WARRANTIES OF MERCHANTABILITY, FITNESS FOR A PARTICULAR PURPOSE, OR NON-INFRINGEMENT OF THIRD PARTY INTELLECTUAL PROPERTY RIGHTS.

These resources are intended for developers skilled in the art designing with Renesas products. You are solely responsible for (1) selecting the appropriate products for your application, (2) designing, validating, and testing your application, and (3) ensuring your application meets applicable standards, and any other safety, security, or other requirements. These resources are subject to change without notice. Renesas grants you permission to use these resources only for development of an application that uses Renesas products. Other reproduction or use of these resources is strictly prohibited. No license is granted to any other Renesas intellectual property or to any third party intellectual property. Renesas disclaims responsibility for, and you will fully indemnify Renesas and its representatives against, any claims, damages, costs, losses, or liabilities arising out of your use of these resources. Renesas' products are provided only subject to Renesas' Terms and Conditions of Sale or other applicable terms agreed to in writing. No use of any Renesas resources expands or otherwise alters any applicable warranties or warranty disclaimers for these products.

(Rev.1.0 Mar 2020)

### Corporate Headquarters

TOYOSU FORESIA, 3-2-24 Toyosu,  
Koto-ku, Tokyo 135-0061, Japan  
[www.renesas.com](http://www.renesas.com)

### Contact Information

For further information on a product, technology, the most up-to-date version of a document, or your nearest sales office, please visit:  
[www.renesas.com/contact/](http://www.renesas.com/contact/)

### Trademarks

Renesas and the Renesas logo are trademarks of Renesas Electronics Corporation. All trademarks and registered trademarks are the property of their respective owners.