

To our customers,

Old Company Name in Catalogs and Other Documents

On April 1st, 2010, NEC Electronics Corporation merged with Renesas Technology Corporation, and Renesas Electronics Corporation took over all the business of both companies. Therefore, although the old company name remains in this document, it is a valid Renesas Electronics document. We appreciate your understanding.

Renesas Electronics website: <http://www.renesas.com>

April 1st, 2010
Renesas Electronics Corporation

Issued by: Renesas Electronics Corporation (<http://www.renesas.com>)

Send any inquiries to <http://www.renesas.com/inquiry>.

Notice

1. All information included in this document is current as of the date this document is issued. Such information, however, is subject to change without any prior notice. Before purchasing or using any Renesas Electronics products listed herein, please confirm the latest product information with a Renesas Electronics sales office. Also, please pay regular and careful attention to additional and different information to be disclosed by Renesas Electronics such as that disclosed through our website.
2. Renesas Electronics does not assume any liability for infringement of patents, copyrights, or other intellectual property rights of third parties by or arising from the use of Renesas Electronics products or technical information described in this document. No license, express, implied or otherwise, is granted hereby under any patents, copyrights or other intellectual property rights of Renesas Electronics or others.
3. You should not alter, modify, copy, or otherwise misappropriate any Renesas Electronics product, whether in whole or in part.
4. Descriptions of circuits, software and other related information in this document are provided only to illustrate the operation of semiconductor products and application examples. You are fully responsible for the incorporation of these circuits, software, and information in the design of your equipment. Renesas Electronics assumes no responsibility for any losses incurred by you or third parties arising from the use of these circuits, software, or information.
5. When exporting the products or technology described in this document, you should comply with the applicable export control laws and regulations and follow the procedures required by such laws and regulations. You should not use Renesas Electronics products or the technology described in this document for any purpose relating to military applications or use by the military, including but not limited to the development of weapons of mass destruction. Renesas Electronics products and technology may not be used for or incorporated into any products or systems whose manufacture, use, or sale is prohibited under any applicable domestic or foreign laws or regulations.
6. Renesas Electronics has used reasonable care in preparing the information included in this document, but Renesas Electronics does not warrant that such information is error free. Renesas Electronics assumes no liability whatsoever for any damages incurred by you resulting from errors in or omissions from the information included herein.
7. Renesas Electronics products are classified according to the following three quality grades: “Standard”, “High Quality”, and “Specific”. The recommended applications for each Renesas Electronics product depends on the product’s quality grade, as indicated below. You must check the quality grade of each Renesas Electronics product before using it in a particular application. You may not use any Renesas Electronics product for any application categorized as “Specific” without the prior written consent of Renesas Electronics. Further, you may not use any Renesas Electronics product for any application for which it is not intended without the prior written consent of Renesas Electronics. Renesas Electronics shall not be in any way liable for any damages or losses incurred by you or third parties arising from the use of any Renesas Electronics product for an application categorized as “Specific” or for which the product is not intended where you have failed to obtain the prior written consent of Renesas Electronics. The quality grade of each Renesas Electronics product is “Standard” unless otherwise expressly specified in a Renesas Electronics data sheets or data books, etc.
 - “Standard”: Computers; office equipment; communications equipment; test and measurement equipment; audio and visual equipment; home electronic appliances; machine tools; personal electronic equipment; and industrial robots.
 - “High Quality”: Transportation equipment (automobiles, trains, ships, etc.); traffic control systems; anti-disaster systems; anti-crime systems; safety equipment; and medical equipment not specifically designed for life support.
 - “Specific”: Aircraft; aerospace equipment; submersible repeaters; nuclear reactor control systems; medical equipment or systems for life support (e.g. artificial life support devices or systems), surgical implantations, or healthcare intervention (e.g. excision, etc.), and any other applications or purposes that pose a direct threat to human life.
8. You should use the Renesas Electronics products described in this document within the range specified by Renesas Electronics, especially with respect to the maximum rating, operating supply voltage range, movement power voltage range, heat radiation characteristics, installation and other product characteristics. Renesas Electronics shall have no liability for malfunctions or damages arising out of the use of Renesas Electronics products beyond such specified ranges.
9. Although Renesas Electronics endeavors to improve the quality and reliability of its products, semiconductor products have specific characteristics such as the occurrence of failure at a certain rate and malfunctions under certain use conditions. Further, Renesas Electronics products are not subject to radiation resistance design. Please be sure to implement safety measures to guard them against the possibility of physical injury, and injury or damage caused by fire in the event of the failure of a Renesas Electronics product, such as safety design for hardware and software including but not limited to redundancy, fire control and malfunction prevention, appropriate treatment for aging degradation or any other appropriate measures. Because the evaluation of microcomputer software alone is very difficult, please evaluate the safety of the final products or system manufactured by you.
10. Please contact a Renesas Electronics sales office for details as to environmental matters such as the environmental compatibility of each Renesas Electronics product. Please use Renesas Electronics products in compliance with all applicable laws and regulations that regulate the inclusion or use of controlled substances, including without limitation, the EU RoHS Directive. Renesas Electronics assumes no liability for damages or losses occurring as a result of your noncompliance with applicable laws and regulations.
11. This document may not be reproduced or duplicated, in any form, in whole or in part, without prior written consent of Renesas Electronics.
12. Please contact a Renesas Electronics sales office if you have any questions regarding the information contained in this document or Renesas Electronics products, or if you have any other inquiries.

(Note 1) “Renesas Electronics” as used in this document means Renesas Electronics Corporation and also includes its majority-owned subsidiaries.

(Note 2) “Renesas Electronics product(s)” means any product developed or manufactured by or for Renesas Electronics.

H8/300L Super Low Power Series

Conversion from Single-Precision Floating-Point to Signed 32-Bit Binary (FKTR)

Introduction

The software FKTR converts a single-precision floating-point number, which is placed in general-purpose registers, to a signed 32-bit binary number.

Target Device

H8/38024

Contents

1. Arguments.....	2
2. Changes to Internal Registers and Flags	2
3. Specifications	2
4. Notes.....	3
5. Description	3
6. Flowchart.....	5
7. Program List.....	8
About Single-Precision Floating-Point Numbers <Reference>	10

1. Arguments

Description		Memory area	Data length (bytes)
Input	Single-precision floating-point number	R0, R1	4
Output	Signed 32-bit binary number	R2, R3	4

2. Changes to Internal Registers and Flags

R0	R1	R2	R3	R4	R5	R6	R7
×	×	○	○	—	×	—	—
I	U	H	U	N	Z	V	C
—	—	×	—	×	×	×	×

Legend

- : No change
- ×: Undefined
- : Result

3. Specifications

	Program memory (bytes)
	100
	Data memory (bytes)
	0
	Stack (bytes)
	0
	Clock cycle count
	108
	Reentrant
	Possible
	Relocation
	Possible
	Interrupt
	Possible

4. Notes

The clock cycle count (108) in the specifications is for the example shown in figure 1.

For the format of floating-point numbers, see "About Single-Precision Floating-Point Numbers <Reference>."

5. Description

5.1 Details of functions

1. The following arguments are used with the software FKTR:
 - a. Input arguments:
 - R0: Sets the upper 2 bytes of a single-precision floating-point number.
 - R1: Sets the lower 2 bytes of a single-precision floating-point number.
 - b. Output arguments:
 - R2: The upper 2 bytes of the signed 32-bit binary number are placed here.
 - R3: The lower 2 bytes of the signed 32-bit binary number are placed here.
2. The following figure illustrates the execution of the software FKTR. When the input arguments are set as shown in (1), the converted result is placed in R2 and R3 as shown in (2).

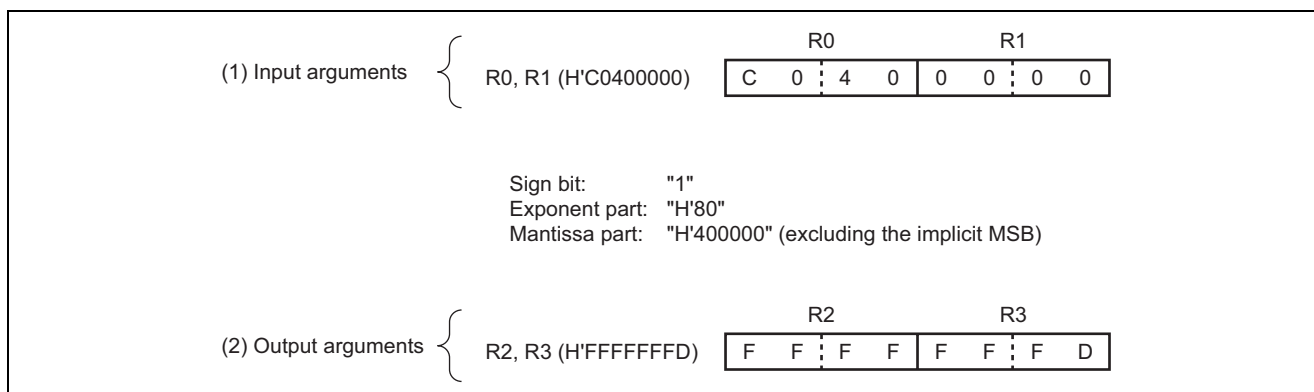


Figure 1 Example of Software FKTR Execution

5.2 Notes on usage

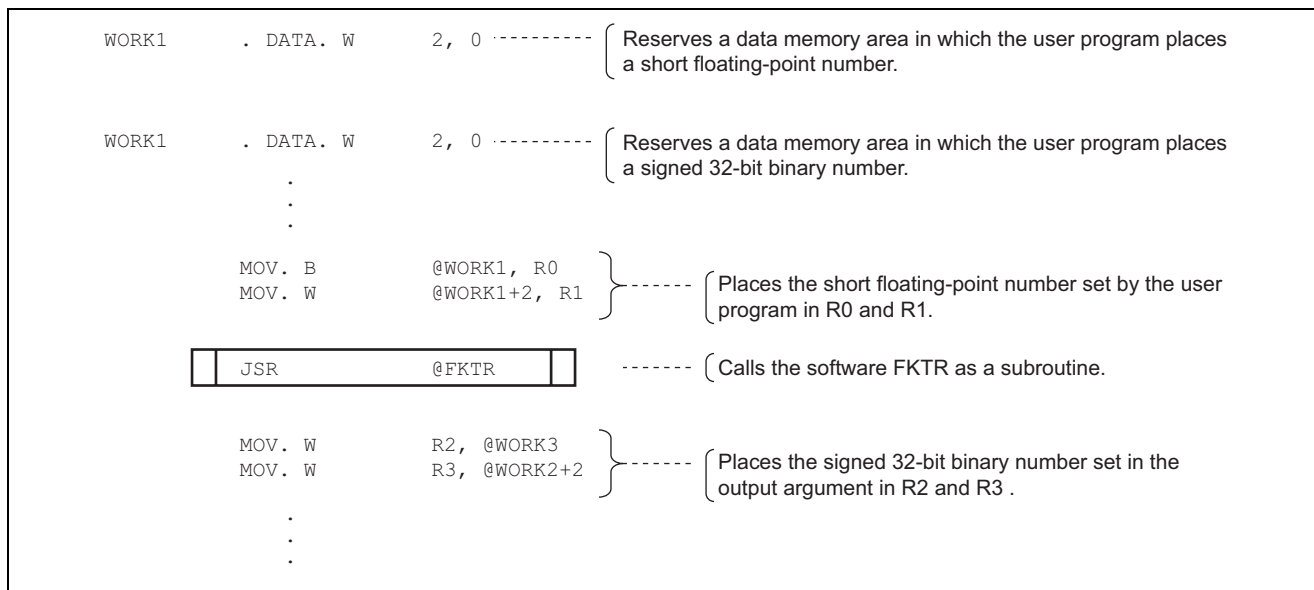
1. When the given single-precision floating-point number is "0" or not more than |1|, "0" is output.
2. When the given single-precision floating-point number is not less than $|2^{31}|$, a maximum value with the same sign (H'7FFFFFFF or H'80000000) is output.
3. After execution of the software FKTR, the input arguments placed in R0 and R1 are lost. When the input arguments are still needed after software FKTR execution, save them in memory in advance.

5.3 Description of data memory

The software FKTR does not use data memory.

5.4 Example of usage

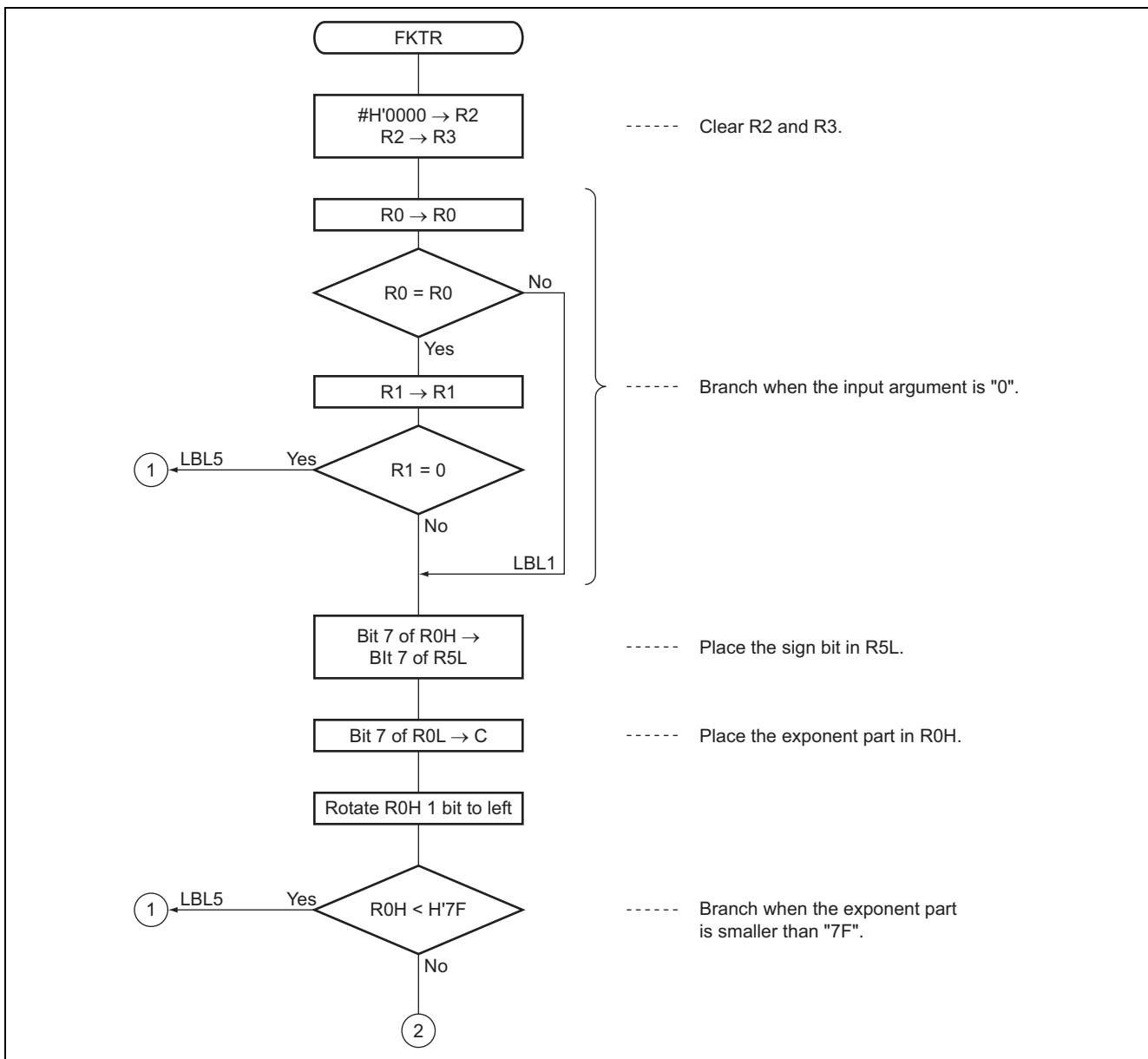
Set a single-precision floating-point number in the general-purpose registers and call the software FKTR as a subroutine.

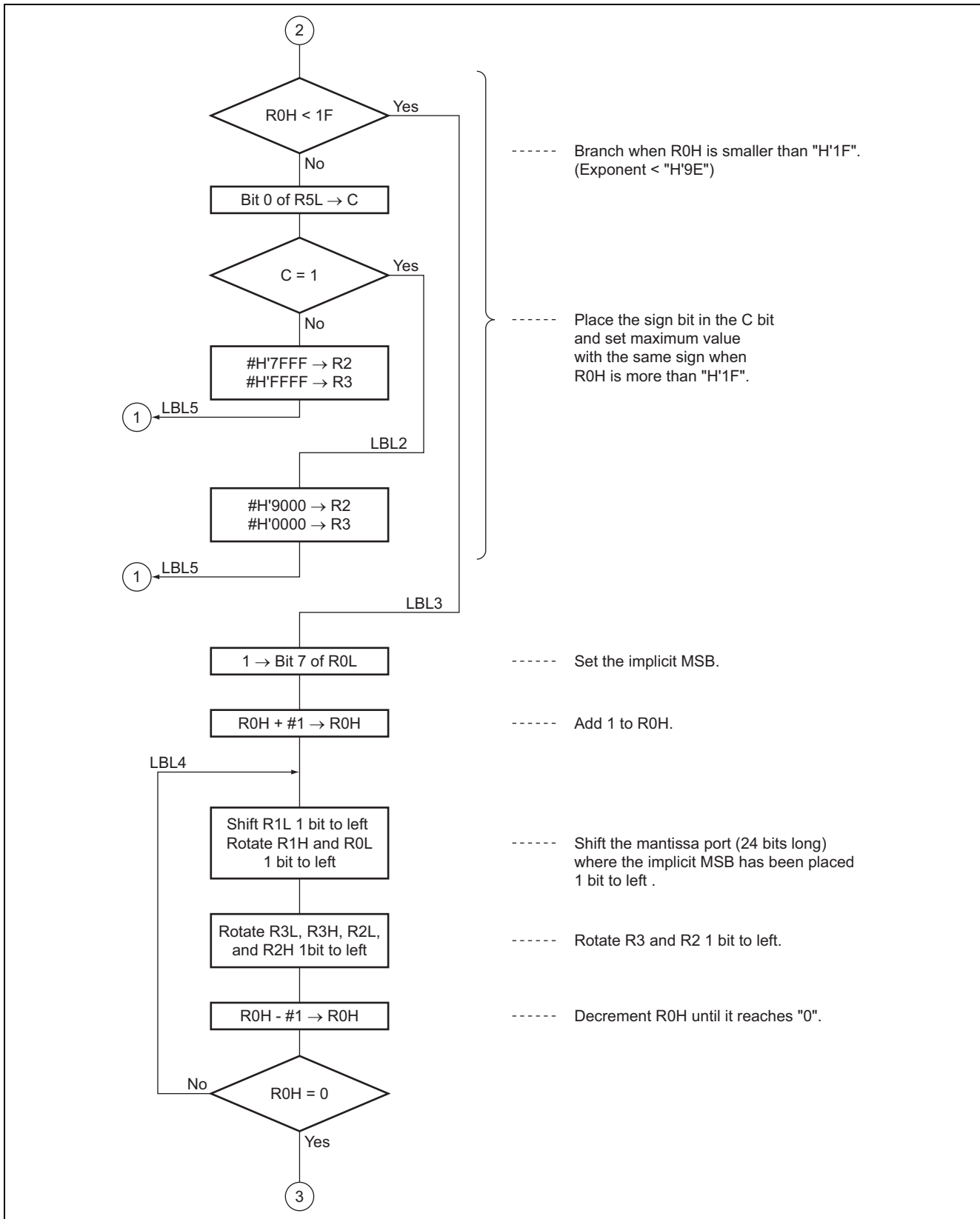


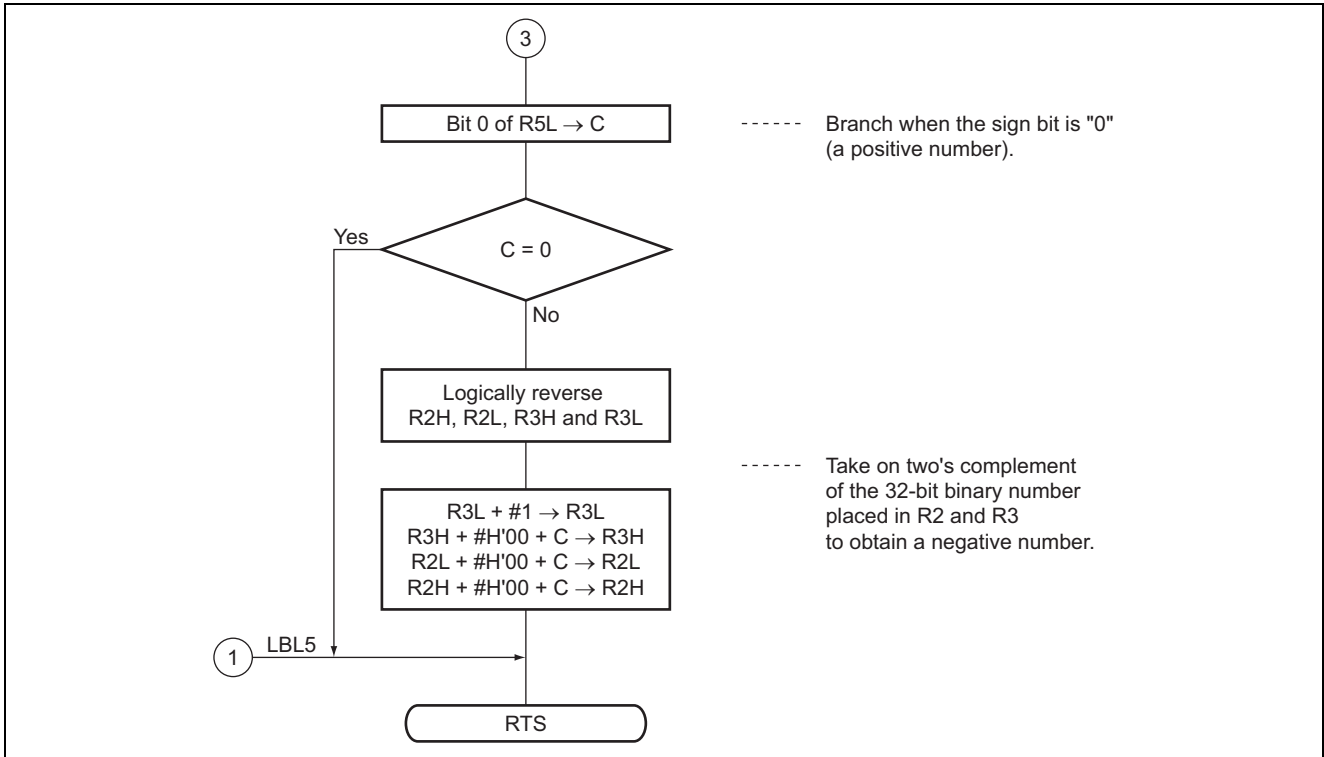
5.5 Operation

1. The software FKTR takes the following steps to convert the single-precision floating-point number to a signed 32-bit binary number:
2. First, the input argument is checked.
 - a. When the input argument is "0", then "0" is output.
 - b. When the exponent is smaller than "H'7F", then "0" is output.
 - c. When the exponent is more than "H'9E", a maximum value with the same sign is output.
3. Next, when the input argument is not "0" and its absolute value is more than "1" (the exponent = H'7F) and smaller than 2^{31} (the exponent = H'9E), the following operations are performed:
 - a. The implicit MSB is set.
 - b. The mantissa (24 bits long) in which the implicit MSB is set is shifted 1 bit to left.
 - c. R3 and R2 are rotated 1 bit to left.
 - d. Steps b and c are repeated as many times as "ROH + 1".
 - e. When the sign bit is negative, it is made into a negative number by taking its two's complement.

6. Flowchart







7. Program List

```

*** H8/300 ASSEMBLER VER 1.0B ** 08/18/92 10:17:31
PROGRAM NAME =
1          ;*****
2          ;*
3          ;*      00 - NAME      :CHANGE FLOATING POINT TO 32 BIT BINARY
4          ;*                      (FKTR)
5          ;*
6          ;*****
7          ;*
8          ;*      ENTRY        :R0 (UPPER WORD OF FLOATING POINT)
9          ;*                      R1 (LOWER WORD OF FLOATING POINT)
10         ;*
11         ;*      RETURNS     :R2 (UPPER WORD OF 32 BIT BINARY)
12         ;*                      R3 (LOWER WORD OF 32 BIT BINARY)
13         ;*
14         ;*****
15         ;
16  FKTR_cod C    0000          .SECTION          FKTR_code, CODE, ALIGN=2
17                                .EXPORT  FKTR
18                                ;
19  FKTR_cod C    00000000  FKTR  .EQU $          ;Entry point
20  FKTR_cod C    0000  79020000  MOV.W    #H'0000,R2    ;Clear R2
21  FKTR_cod C    0004  0D23      MOV.W    R2,R3        ;Clear R3
22                                ;
23  FKTR_cod C    0006  0D00      MOV.W    R0,R0
24  FKTR_cod C    0008  4604      BNE     LBL1
25  FKTR_cod C    000A  0D11      MOV.W    R1,R1
26  FKTR_cod C    000C  4754      BEQ     LBL5          ;Branch if R0=R1=0
27  FKTR_cod C    000E          LBL1
28  FKTR_cod C    000E  7770      BLD     #7,R0H
29  FKTR_cod C    0010  670D      BST     #0,R5L      ;Set sign bit to bit 0 of R5L
30  FKTR_cod C    0012  7778      BLD     #7,R0L
31  FKTR_cod C    0014  1200      ROTXL.B R0H        ;Set exporment
32  FKTR_cod C    0016  F57F      MOV.B   #H'7F,R5H
33  FKTR_cod C    0018  1850      SUB.B   R5H,R0H
34  FKTR_cod C    001A  4546      BCS     LBL5          ;Branch if R0H<"H'7F"
35  FKTR_cod C    001C  A01F      CMP.B   #H'1F,R0H
36  FKTR_cod C    001E  4518      BCS     LBL3          ;Branch if R0H<"H'1F"
37  FKTR_cod C    0020  770D      BLD     #0,R5L
38  FKTR_cod C    0022  450A      BCS     LBL2          ;Branch if sign bit = 1
39  FKTR_cod C    0024  79027FFF  MOV.W   #H'7FFF,R2
40  FKTR_cod C    0028  7903FFFF  MOV.W   #H'FFFF,R3  ;Set "H'7FFFFFFF"
41  FKTR_cod C    002C  4034      BRA     LBL5          ;Branch always
42  FKTR_cod C    002E          LBL2
43  FKTR_cod C    002E  79028000  MOV.W   #H'8000,R2
44  FKTR_cod C    0032  79030000  MOV.W   #H'0000,R3  ;Set "H'80000000"
45  FKTR_cod C    0036  402A      BRA     LBL5
46                                ;
47  FKTR_cod C    0038          LBL3
48  FKTR_cod C    0038  7078      BSET    #7,R0L      ;Set implicit MSB
49  FKTR_cod C    003A  8001      ADD.B   #1,R0H      ;R0H + #1 -> R0H

```

```

50 FKTR_cod C    003C          LBL4
51 FKTR_cod C    003C 1009          SHLL.B  R1L          ;Shift mantissa 1 bit left
52 FKTR_cod C    003E 1201          ROTXL.B R1H
53 FKTR_cod C    0040 1208          ROTXL.B R0L
54
55 FKTR_cod C    0042 120B          ROTXL.B  R3L          ;Rotate 32 bit binary 1 bit left
56 FKTR_cod C    0044 1203          ROTXL.B  R3H
57 FKTR_cod C    0046 120A          ROTXL.B  R2L
58 FKTR_cod C    0048 1202          ROTXL.B  R2H
59 FKTR_cod C    004A 1A00          DEC.B   R0H          ;Decrement R0H
60 FKTR_cod C    004C 46EE          BNE     LBL4         ;Branch if Z=0
61
62 FKTR_cod C    004E 770D          BLD     #0,R5L       ;Bit load sign bit to C flag
63 FKTR_cod C    0050 4410          BCC     LBL5         ;Branch if C = 0
64 FKTR_cod C    0052 1702          NOT     R2H          ;2's complement 32 bit binary
65 FKTR_cod C    0054 170A          NOT     R2L
66 FKTR_cod C    0056 1703          NOT     R3H
67 FKTR_cod C    0058 170B          NOT     R3L
68 FKTR_cod C    005A 8B01          ADD.B   #H'01,R3L
69 FKTR_cod C    005C 9300          ADDX.B  #H'00,R3H
70 FKTR_cod C    005E 9A00          ADDX.B  #H'00,R2L
71 FKTR_cod C    0060 9200          ADDX.B  #H'00,R2H
72 FKTR_cod C    0062          LBL5
73 FKTR_cod C    0062 5470          RTS
74
75
      .END
*****TOTAL ERRORS 0
*****TOTAL WARNINGS 0

```

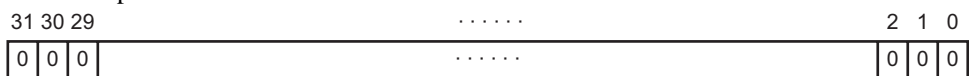
About Single-Precision Floating-Point Numbers <Reference>

Single-Precision Floating-Point Formats:

1. Internal representation of single-precision floating-point numbers


In this Application Note, the following formats are applied to single-precision floating-point numbers depending on their values (R = real number):

A. Internal representation for R = 0



All of the 32 bits are 0's.

B. Normalized format




α is an exponent whose field is 8 bits long. β is a mantissa whose field is 23 bits long. The value of R can be represented by the following equation (on conditions that $1 \leq \alpha \leq 254$):

$$R = 2^S \times 2^{\alpha-127} \times (1 + 2^{-1} \times \beta_{22} + 2^{-2} \times \beta_{21} + \dots + 2^{-23} \times \beta_0)$$

where β_i is the value of the i-th bit ($0 \leq i \leq 22$) and S is the sign bit.


C. Denormalized format



where β is a mantissa whose field is 23 bits long. This format is used to represent a real number too small to be represented in the normal format. In this format, R can be represented by the following equation:

$$R = 2^S \times 2^{-126} \times (2^{-1} \times \beta_{22} + 2^{-2} \times \beta_{21} + \dots + 2^{-23} \times \beta_0)$$

D. Infinity



where β is a mantissa whose field is 23 bits long. In this Application Note, however, the following rules apply if all exponents are 1's;

Positive infinity when S = 0

$$R = +\infty$$

Negative infinity when S = 1

$$R = -\infty$$

2. Example of internal representation

If $S = B'0$ (binary)
 $\alpha = B'10000011$ (binary)
 $\beta = B'1011100\dots\dots 0$ (binary)

Then the corresponding real number is as follows:

$$R = 2^0 \times 2^{131-127} \times (1 + 2^{-1} + 2^{-3} + 2^{-4} + 2^{-5})$$

$$= 16 + 8 + 2 + 1 + 0.5 = 27.5$$

A. Maximum and minimum values

The maximum value (R_{MAX}) and minimum value (R_{MIN}), in terms of the absolute value, are as follows:

$$R_{MAX} = 2^{254 - 127} \times (1 + 2^{-1} + 2^{-2} + 2^{-3} \dots\dots + 2^{-23})$$

$$= 3.37 \times 10^{38}$$

$$R_{MIN} = 2^{-126} \times 2^{-23} = 2^{-140} = 1.40 \times 10^{-45}$$

The absolute values within the above range can be represented.

Website and Support

Renesas Technology Website

<http://www.renesas.com/>

Inquiries

<http://www.renesas.com/inquiry>

csc@renesas.com

Revision Record

Rev.	Date	Description	
		Page	Summary
1.00	Sep.18.03	—	First edition issued
2.00	Nov.30.06	All pages	Content correction

Notes regarding these materials

1. This document is provided for reference purposes only so that Renesas customers may select the appropriate Renesas products for their use. Renesas neither makes warranties or representations with respect to the accuracy or completeness of the information contained in this document nor grants any license to any intellectual property rights or any other rights of Renesas or any third party with respect to the information in this document.
2. Renesas shall have no liability for damages or infringement of any intellectual property or other rights arising out of the use of any information in this document, including, but not limited to, product data, diagrams, charts, programs, algorithms, and application circuit examples.
3. You should not use the products or the technology described in this document for the purpose of military applications such as the development of weapons of mass destruction or for the purpose of any other military use. When exporting the products or technology described herein, you should follow the applicable export control laws and regulations, and procedures required by such laws and regulations.
4. All information included in this document such as product data, diagrams, charts, programs, algorithms, and application circuit examples, is current as of the date this document is issued. Such information, however, is subject to change without any prior notice. Before purchasing or using any Renesas products listed in this document, please confirm the latest product information with a Renesas sales office. Also, please pay regular and careful attention to additional and different information to be disclosed by Renesas such as that disclosed through our website. (<http://www.renesas.com>)
5. Renesas has used reasonable care in compiling the information included in this document, but Renesas assumes no liability whatsoever for any damages incurred as a result of errors or omissions in the information included in this document.
6. When using or otherwise relying on the information in this document, you should evaluate the information in light of the total system before deciding about the applicability of such information to the intended application. Renesas makes no representations, warranties or guaranties regarding the suitability of its products for any particular application and specifically disclaims any liability arising out of the application and use of the information in this document or Renesas products.
7. With the exception of products specified by Renesas as suitable for automobile applications, Renesas products are not designed, manufactured or tested for applications or otherwise in systems the failure or malfunction of which may cause a direct threat to human life or create a risk of human injury or which require especially high quality and reliability such as safety systems, or equipment or systems for transportation and traffic, healthcare, combustion control, aerospace and aeronautics, nuclear power, or undersea communication transmission. If you are considering the use of our products for such purposes, please contact a Renesas sales office beforehand. Renesas shall have no liability for damages arising out of the uses set forth above.
8. Notwithstanding the preceding paragraph, you should not use Renesas products for the purposes listed below:
 - (1) artificial life support devices or systems
 - (2) surgical implantations
 - (3) healthcare intervention (e.g., excision, administration of medication, etc.)
 - (4) any other purposes that pose a direct threat to human life
 Renesas shall have no liability for damages arising out of the uses set forth in the above and purchasers who elect to use Renesas products in any of the foregoing applications shall indemnify and hold harmless Renesas Technology Corp., its affiliated companies and their officers, directors, and employees against any and all damages arising out of such applications.
9. You should use the products described herein within the range specified by Renesas, especially with respect to the maximum rating, operating supply voltage range, movement power voltage range, heat radiation characteristics, installation and other product characteristics. Renesas shall have no liability for malfunctions or damages arising out of the use of Renesas products beyond such specified ranges.
10. Although Renesas endeavors to improve the quality and reliability of its products, IC products have specific characteristics such as the occurrence of failure at a certain rate and malfunctions under certain use conditions. Please be sure to implement safety measures to guard against the possibility of physical injury, and injury or damage caused by fire in the event of the failure of a Renesas product, such as safety design for hardware and software including but not limited to redundancy, fire control and malfunction prevention, appropriate treatment for aging degradation or any other applicable measures. Among others, since the evaluation of microcomputer software alone is very difficult, please evaluate the safety of the final products or system manufactured by you.
11. In case Renesas products listed in this document are detached from the products to which the Renesas products are attached or affixed, the risk of accident such as swallowing by infants and small children is very high. You should implement safety measures so that Renesas products may not be easily detached from your products. Renesas shall have no liability for damages arising out of such detachment.
12. This document may not be reproduced or duplicated, in any form, in whole or in part, without prior written approval from Renesas.
13. Please contact a Renesas sales office if you have any questions regarding the information contained in this document, Renesas semiconductor products, or if you have any other inquiries.