

Video Distribution Amplifier Saves Board Space, Increase Bandwidth (EL8108)

AN9507
Rev. 2.00
Oct 12, 2004

Designing video cable drivers seems to be a fairly simple task. Just buy an amplifier with enough bandwidth, high output current, a gain of two or greater (eliminating most buffers) to counteract attenuation from back-terminating the cable, and good video specifications (gain flatness if you are designing for component video; differential gain and phase if you are designing for composite video), and you're in business.

Of course, picking a current feedback amplifier adds a few additional worries such as choosing the optimum feedback resistor, and minimizing the capacitance on both the summing node (-Input) and output. Still another problem is achieving the desired performance at typical video loads ($\leq 75\Omega$ if driving multiple back-terminated cables).

Choosing dual or quad amplifiers and/or SOIC packaging complicates the equation even further. How does the engineer find a way to optimally place eight gain-setting resistors, not to mention termination resistors, around a quad amplifier in an SOIC package? There is no easy solution. Compromises must be made, which usually result in inadequate terminations or long trace lengths.

A common complaint when working with long cables involves a particular type of image degradation. The display in question exhibits bright horizontal lines but gray vertical lines. Since it is well known that narrow vertical lines require higher bandwidth to be displayed properly, the bandwidth

obviously is being limited somewhere in the system. Invariably, substituting a shorter cable dramatically improves the image quality, leading to the hypothesis that the cable driver's performance degrades when driving long cables. This hypothesis requires some scrutiny.

It's true that circuit performance changes when driving cables, but is it really the cable driver that is at fault? Figure 1 illustrates the performance of Intersil's EL8108 amplifier driving 100 feet of back-terminated cable. It shows that the amplifier's 250MHz bandwidth decreases to 40MHz over the measured range, lending credence to the previous hypothesis. But what's really happening?

Many engineers forget that all electrical elements have finite bandwidth. Cables are usually taken for granted, but long cables can limit system bandwidth to surprisingly low frequencies. For example, a comparison of the frequency response of the EL8108 driving the same 100 feet of cable to the response of the cable alone shows that the problem isn't the cable driver, but rather the cable itself (see Figure 2).

It is abundantly clear from Figure 2 that the cable performance itself limits the system performance for most of the frequency range. Throwing a higher bandwidth driver at the cable will, in fact, gain the engineer designing the system nothing, because you can't get more bandwidth than the cable allows.

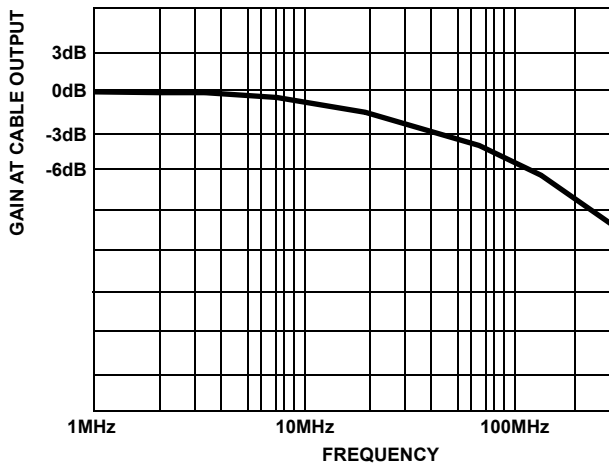


FIGURE 1. PERFORMANCE RESULTS INDICATE THAT THE EL8108 AMPLIFIER'S 250MHz BANDWIDTH DECREASES TO 40MHz WHEN DRIVING 100 FEET OF BACK-TERMINATED CABLE. THIS SUPPORTS THE HYPOTHESIS THAT A CABLE DRIVER'S PERFORMANCE DEGRADES WHEN DRIVING LONG CABLES.

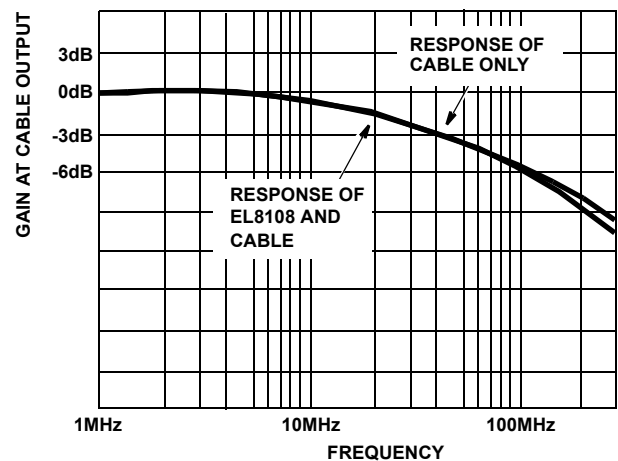


FIGURE 2. ALTHOUGH USUALLY TAKEN FOR GRANTED, LONG CABLES CAN LIMIT SYSTEM BANDWIDTH TO LOW FREQUENCIES, AS IS EVIDENT IN THIS COMPARISON BETWEEN THE FREQUENCY RESPONSE OF THE EL8108 DRIVING THE CABLE AND THE RESPONSE OF THE CABLE ALONE.

Upgrading to a higher performance cable, such as a Belden 8281 or equivalent, is one solution to boosting system bandwidth. There are at least two downsides to this option, however. The first is that it introduces significantly higher cable costs. The second is problems presented to technicians who have to work with more rigid cables.

A better solution may be to use a cable driving buffer such as Intersil's EL8108. The driver's frequency response can be tunable for a specific cable length via components connected to the summing node (see Figure 3). By shunting R_1 , R_C acts to increase the amplifier's gain while C_C controls the cut-in frequency of the compensation.

These three components peak the amplifier's frequency response to counteract the cable's roll-off characteristic. By squeezing more bandwidth out of a given cable, higher-performance cables aren't needed.

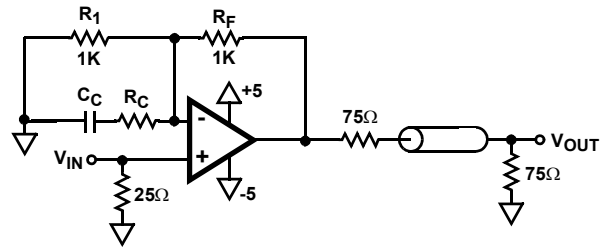


FIGURE 3. INSTEAD OF UPGRADING TO A HIGHER PERFORMANCE CABLE TO INCREASE SYSTEM BANDWIDTH, A CABLE DRIVER LIKE THE EL8108 CAN BE EMPLOYED. THE DRIVER'S FREQUENCY RESPONSE IS TUNABLE FOR A SPECIFIC CABLE LENGTH VIA THE COMPONENTS CONNECTED TO THE SUMMING NODE.

Notice

1. Descriptions of circuits, software and other related information in this document are provided only to illustrate the operation of semiconductor products and application examples. You are fully responsible for the incorporation or any other use of the circuits, software, and information in the design of your product or system. Renesas Electronics disclaims any and all liability for any losses and damages incurred by you or third parties arising from the use of these circuits, software, or information.
2. Renesas Electronics hereby expressly disclaims any warranties against and liability for infringement or any other claims involving patents, copyrights, or other intellectual property rights of third parties, by or arising from the use of Renesas Electronics products or technical information described in this document, including but not limited to, the product data, drawings, charts, programs, algorithms, and application examples.
3. No license, express, implied or otherwise, is granted hereby under any patents, copyrights or other intellectual property rights of Renesas Electronics or others.
4. You shall not alter, modify, copy, or reverse engineer any Renesas Electronics product, whether in whole or in part. Renesas Electronics disclaims any and all liability for any losses or damages incurred by you or third parties arising from such alteration, modification, copying or reverse engineering.
5. Renesas Electronics products are classified according to the following two quality grades: "Standard" and "High Quality". The intended applications for each Renesas Electronics product depends on the product's quality grade, as indicated below.
"Standard": Computers; office equipment; communications equipment; test and measurement equipment; audio and visual equipment; home electronic appliances; machine tools; personal electronic equipment; industrial robots; etc.
"High Quality": Transportation equipment (automobiles, trains, ships, etc.); traffic control (traffic lights); large-scale communication equipment; key financial terminal systems; safety control equipment; etc.
Unless expressly designated as a high reliability product or a product for harsh environments in a Renesas Electronics data sheet or other Renesas Electronics document, Renesas Electronics products are not intended or authorized for use in products or systems that may pose a direct threat to human life or bodily injury (artificial life support devices or systems; surgical implantations; etc.), or may cause serious property damage (space system; undersea repeaters; nuclear power control systems; aircraft control systems; key plant systems; military equipment; etc.). Renesas Electronics disclaims any and all liability for any damages or losses incurred by you or any third parties arising from the use of any Renesas Electronics product that is inconsistent with any Renesas Electronics data sheet, user's manual or other Renesas Electronics document.
6. When using Renesas Electronics products, refer to the latest product information (data sheets, user's manuals, application notes, "General Notes for Handling and Using Semiconductor Devices" in the reliability handbook, etc.), and ensure that usage conditions are within the ranges specified by Renesas Electronics with respect to maximum ratings, operating power supply voltage range, heat dissipation characteristics, installation, etc. Renesas Electronics disclaims any and all liability for any malfunctions, failure or accident arising out of the use of Renesas Electronics products outside of such specified ranges.
7. Although Renesas Electronics endeavors to improve the quality and reliability of Renesas Electronics products, semiconductor products have specific characteristics, such as the occurrence of failure at a certain rate and malfunctions under certain use conditions. Unless designated as a high reliability product or a product for harsh environments in a Renesas Electronics data sheet or other Renesas Electronics document, Renesas Electronics products are not subject to radiation resistance design. You are responsible for implementing safety measures to guard against the possibility of bodily injury, injury or damage caused by fire, and/or danger to the public in the event of a failure or malfunction of Renesas Electronics products, such as safety design for hardware and software, including but not limited to redundancy, fire control and malfunction prevention, appropriate treatment for aging degradation or any other appropriate measures. Because the evaluation of microcomputer software alone is very difficult and impractical, you are responsible for evaluating the safety of the final products or systems manufactured by you.
8. Please contact a Renesas Electronics sales office for details as to environmental matters such as the environmental compatibility of each Renesas Electronics product. You are responsible for carefully and sufficiently investigating applicable laws and regulations that regulate the inclusion or use of controlled substances, including without limitation, the EU RoHS Directive, and using Renesas Electronics products in compliance with all these applicable laws and regulations. Renesas Electronics disclaims any and all liability for damages or losses occurring as a result of your noncompliance with applicable laws and regulations.
9. Renesas Electronics products and technologies shall not be used for or incorporated into any products or systems whose manufacture, use, or sale is prohibited under any applicable domestic or foreign laws or regulations. You shall comply with any applicable export control laws and regulations promulgated and administered by the governments of any countries asserting jurisdiction over the parties or transactions.
10. It is the responsibility of the buyer or distributor of Renesas Electronics products, or any other party who distributes, disposes of, or otherwise sells or transfers the product to a third party, to notify such third party in advance of the contents and conditions set forth in this document.
11. This document shall not be reprinted, reproduced or duplicated in any form, in whole or in part, without prior written consent of Renesas Electronics.
12. Please contact a Renesas Electronics sales office if you have any questions regarding the information contained in this document or Renesas Electronics products.
(Note 1) "Renesas Electronics" as used in this document means Renesas Electronics Corporation and also includes its directly or indirectly controlled subsidiaries.
(Note 2) "Renesas Electronics product(s)" means any product developed or manufactured by or for Renesas Electronics.

(Rev.4.0-1 November 2017)



SALES OFFICES

Renesas Electronics Corporation

<http://www.renesas.com>

Refer to "<http://www.renesas.com/>" for the latest and detailed information.

Renesas Electronics America Inc.
1001 Murphy Ranch Road, Milpitas, CA 95035, U.S.A.
Tel: +1-408-432-8888, Fax: +1-408-434-5351

Renesas Electronics Canada Limited
9251 Yonge Street, Suite 8309 Richmond Hill, Ontario Canada L4C 9T3
Tel: +1-905-237-2004

Renesas Electronics Europe Limited
Dukes Meadow, Millboard Road, Bourne End, Buckinghamshire, SL8 5FH, U.K
Tel: +44-1628-651-700, Fax: +44-1628-651-804

Renesas Electronics Europe GmbH
Arcadiastrasse 10, 40472 Düsseldorf, Germany
Tel: +49-211-6503-0, Fax: +49-211-6503-1327

Renesas Electronics (China) Co., Ltd.
Room 1709 Quantum Plaza, No.27 ZhichunLu, Haidian District, Beijing, 100191 P. R. China
Tel: +86-10-8235-1155, Fax: +86-10-8235-7679

Renesas Electronics (Shanghai) Co., Ltd.
Unit 301, Tower A, Central Towers, 555 Langao Road, Putuo District, Shanghai, 200333 P. R. China
Tel: +86-21-2226-0888, Fax: +86-21-2226-0999

Renesas Electronics Hong Kong Limited
Unit 1601-1611, 16/F., Tower 2, Grand Century Place, 193 Prince Edward Road West, Mongkok, Kowloon, Hong Kong
Tel: +852-2265-6688, Fax: +852-2886-9022

Renesas Electronics Taiwan Co., Ltd.
13F, No. 363, Fu Shing North Road, Taipei 10543, Taiwan
Tel: +886-2-8175-9600, Fax: +886-2-8175-9670

Renesas Electronics Singapore Pte. Ltd.
80 Bendemeer Road, Unit #06-02 Hyflux Innovation Centre, Singapore 339949
Tel: +65-6213-0200, Fax: +65-6213-0300

Renesas Electronics Malaysia Sdn.Bhd.
Unit 1207, Block B, Menara Amcorp, Amcorp Trade Centre, No. 18, Jln Persiaran Barat, 46050 Petaling Jaya, Selangor Darul Ehsan, Malaysia
Tel: +60-3-7955-9390, Fax: +60-3-7955-9510

Renesas Electronics India Pvt. Ltd.
No.777C, 100 Feet Road, HAL 2nd Stage, Indiranagar, Bangalore 560 038, India
Tel: +91-80-67208700, Fax: +91-80-67208777

Renesas Electronics Korea Co., Ltd.
17F, KAMCO Yangjae Tower, 262, Gangnam-daero, Gangnam-gu, Seoul, 06265 Korea
Tel: +82-2-558-3737, Fax: +82-2-558-5338