

[Upgrade to revision]

R20TS0084EJ0100

Rev.1.00

Oct. 01, 2016

e² studio Integrated Development Environment V5.2.0

Outline

We are revising the e² studio integrated development environment from V5.1.0.022 to V5.2.0.020.

Refer to the URL below for an overview of the product.

<https://www.renesas.com/e2studio>

1. Product and Versions to Be Updated

- e² studio V5.0.0.043 to V5.1.0.022

Check the version number of your copy of the e² studio in the dialog box opened by selecting “About e2 studio” from the “Help” menu of the e² studio.

2. Descriptions of Revision

Refer to the Release Notes for the details of the major revision points.

<https://www.renesas.com/search/keyword-search.html#genre=document&q=r20ut3907ee>

2.1 Description of Modification

A problem described in a note on the e² studio Code Generator Plug-in has been fixed.

Refer to the following issues of Tool News ([Upgrade to revision] e² studio (Code Generator Plug-in)).

The information will be available from October 5.

- RENESAS TOOL NEWS document number R20TS0079EJ0100

<https://www.renesas.com/search/keyword-search.html#genre=document&documenttype=531&q=r20ts0079>

- RENESAS TOOL NEWS document number R20TS0078EJ0100

<https://www.renesas.com/search/keyword-search.html#genre=document&documenttype=531&q=r20ts0078>

- RENESAS TOOL NEWS document number R20TS0080EJ0100

<https://www.renesas.com/search/keyword-search.html#genre=document&documenttype=531&q=r20ts0080>

2.2 Item to be Newly Supported

- Support for a Smart Configurator

Support for a Smart Configurator, which makes embedding easier, has been added. With the Smart Configurator, RX64M group drivers and middleware can be embedded more easily than with the existing code generator or FIT configurator, since it automatically avoids conflicts of pin settings.

2.3 Improvements to Functionality

- Correction of the Smart Browser

The Smart Browser is again able to look up Tool News and Release Notes after being adjusted for the new layout of our site. Furthermore, usability of the filtering of documents has been improved.

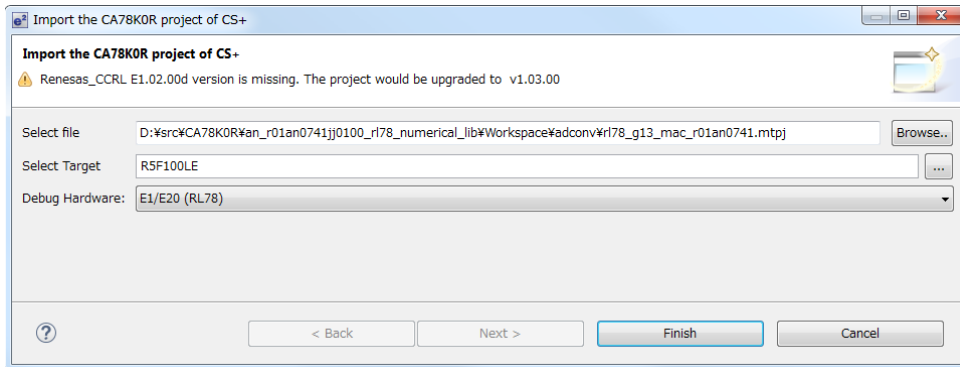
- Addition to the Optimization Assistant

Code execution times and code sizes for varied compiler and linker options can be displayed as profiles. Options can be adjusted on the basis of this guidance, to obtain the desired balance between code size and execution time.

➤ Correction to the importing of CS+ projects for the CA78K0R compiler

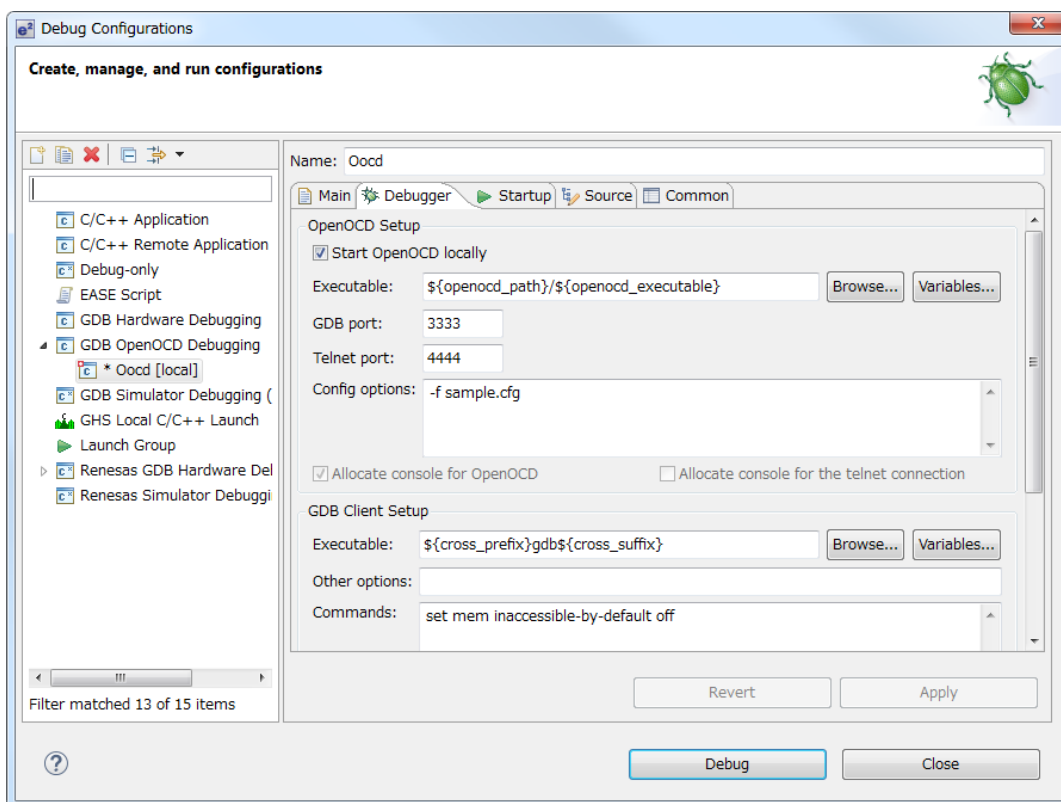
At the time of importing CA78K0R CS+ projects directly into e² studio, conversions into CC-RL extended language expressions will also be performed.

This feature enables migration with only adjusting device specific expressions.



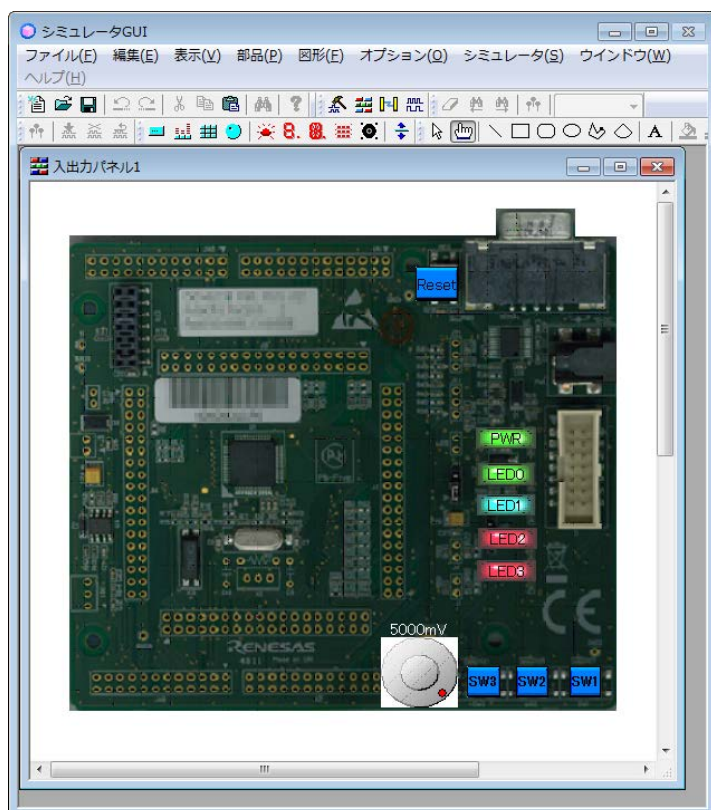
➤ Support for OpenOCD

OpenOCD plug-in is now installed as standard. Debugging projects according to the CMSIS-DAP standard is now possible through importing mbed projects which support RZ/A1 devices.



➤ Support for RL78/G10 simulator

The RL78 simulator can now be used with the RL78/G10.



2.4 Addition of supported MCUs

The following groups of MCUs have been added to the supported line.

- RL78/L1A (RL78 family)
- RL78/G11 (RL78 family)

3. Updating Your Product

3.1 Download the Installer of the Product from Our Web Site

Download the installer for the e² studio from the following URL.

V5.2 will be available from October 5.

https://www.renesas.com/e2studio_download

Note 1: You cannot update the e² studio from V4.3 or an earlier version to V5.0 or a later version (including V5.2) by overwriting the installation or using the updater. Create another folder and newly install it.

2: There are two installers, one for online use (Web installer) and the other for offline use.

Only the latest revision of the installer for online use can be applied. Check the download page before installing.

Use the installer for offline use in environments which are not connected to the Internet.

Refer to the download page at the above URL for the details.

3.2 Online Updating

Select “Check for Updates” from the “Help” menu of the e² studio.

V5.2 will be available from October 5.

Note 1: When updating the e² studio from V4.3 or an earlier version to V5.0 or a later version (including V5.2), the online updating function cannot be used. Follow the procedure given in 3.1 to newly install the e² studio.

2: The feature for on-line updating does not handle newly adding plug-ins. When you wish to add features or if an update did not succeed, execute the installer according to the procedure given in 3.1, and select “Modify”.

Revision History

Rev.	Date	Description	
		Page	Summary
1.00	Oct. 01, 2016	-	First edition issued

TOYOSU FORESIA, 3-2-24 Toyosu, Koto-ku, Tokyo 135-0061 Japan
 Renesas Electronics Corporation

■Inquiry

<http://www.renesas.com/contact/>

Renesas Electronics has used reasonable care in preparing the information included in this document, but Renesas Electronics does not warrant that such information is error free. Renesas Electronics assumes no liability whatsoever for any damages incurred by you resulting from errors in or omissions from the information included herein.

The past news contents have been based on information at the time of publication.

Now changed or invalid information may be included. The URLs in the Tool News also may be subject to change or become invalid without prior notice.

All trademarks and registered trademarks are the property of their respective owners.