

Evaluation of Lower Resolution ADCs with Konverter

Overview

Intersil offers several families of pin-compatible ADCs operating up to 500MSPS with resolutions from 8 to 16 bits. In some cases, ADC evaluation daughter cards are only produced for the highest speed grade and the highest resolution. These boards were designed to also be used at a lower sample rate or a lower resolution to support evaluation of the full range of Intersil ADCs.

Evaluation Options

The maximum speed grade ADC can always be operated at a lower sample rate. Slower speed grade parts are based on the same ADC core but are not tested beyond their specified maximum sample rate. Typically, lower sample rates result in improved dynamic performance as shown in the datasheet for each ADC.

Similarly, the number of output bits may be truncated by the Konverter software to emulate the performance of a lower resolution ADC.

Table 1 indicates higher resolution ADC evaluation boards that should be used to evaluate lower resolution ADCs.

TABLE 1.

TO EVALUATE THIS ADC (Note 1)	USE THIS BOARD
KAD5610P-nnQ72 (Note 2)	KDC5612EVAL
KAD5510P-nnQ48	KDC5512-Q48EVAL
KAD5510P-50Q72	KDC5512-50EVALZ
ISLA212PnnIRZ (Note 3)	ISLA214IR72EV1Z
ISLA212P50IRZ	ISLA214P50IR72EV1Z
ISLA222PnnIRZ	ISLA224IR72EV1Z

NOTES:

- The nn refers to the speed grade; Q48 and Q72 refer to the package option.
- For KAD part numbers 55 = single and 56 = dual; the next two digits (10|12) are the number of bits.
- For ISLA part numbers, the second digit refers to the number of channels: 1 = single, 2 = dual; the third digit is the number of bits: 2 = 12-bit, 4 = 14-bit

See the Ordering Guide section on the [High Speed ADC Evaluation Platform](#) web page for up-to-date evaluation board compatibility information.

SNR Impact

The Signal to Noise Ratio (SNR) for pipeline ADCs is set by the input stage thermal noise, clock jitter, DNL noise (higher order harmonics) and digital output quantization noise. Combining these four factors with a root sum of squares gives the total noise voltage as shown in Equation 1.

$$V_{\text{NOISE}} = \sqrt{\text{Thermal}^2 + \text{Quantization}^2 + \text{DNL}^2 + \text{Jitter}^2} \quad (\text{EQ. 1})$$

The SNR in dB can then be calculated using Equation 2.

$$\text{SNR} = 20 \times \log(V_{\text{SIGNAL}}/V_{\text{NOISE}}) \quad (\text{EQ. 2})$$

When there are enough output bits to minimize the impact of quantization noise, typically the thermal noise will dominate. If the number of output bits is reduced, the quantization noise will increase, allowing it to dominate the SNR. The following illustration will show how the increase in quantization noise from 12 bits to 10 bits decreases a 12-bit ADC's SNR.

The SNR due to quantization noise for a given number of digital output bits (numbits) may be calculated with Equation 3:

$$\text{SNR} = (6.02 \times \text{numbits}) + 1.76 \quad (\text{EQ. 3})$$

For 12 bits:

$$\text{SNR} = (6.02 \times 12) + 1.76 = 74\text{dB} \quad (\text{EQ. 4})$$

For 10 bits:

$$\text{SNR} = (6.02 \times 10) + 1.76 = 61.96\text{dB} \quad (\text{EQ. 5})$$

The increase in quantization noise reduces the ADC's SNR and can be clearly seen when evaluating a 12-bit ADC like the KAD5512P-50 in 10-bit mode. The typical SNR will be reduced from 65.9dB (thermal limited) to 60.7dB (quantization limited), about 1dB less than the maximum possible quantization-limited SNR of 61.96dB for a 10-bit output.

SFDR Impact

Reducing the number of output bits from 12 to 10 will also degrade the linearity slightly. The overall SFDR will not change much, but additional higher order harmonics will begin to show up in the noise floor.

Power Impact

The Konverter software dynamically reports the power consumed by the ADC being tested. This value will not change when using a 12-bit ADC to evaluate the performance of a 10-bit ADC because all the output bits are still active. Please refer to the ADC datasheet power specifications to compare 12-bit and 10-bit power dissipation.

Example

The KDC5512-50EVALZ evaluation board may be used in the evaluation of the KAD5512P-50Q72 and KAD5510P-50Q72. In both cases, this board is populated with the KAD5512P-50Q72. The KAD5510P-50Q72 operation can be evaluated with the KAD5512P-50Q72 by only observing the ten most significant bits of the twelve bit output. This application note describes the necessary settings in the Konverter software to perform this task.

Configuring the Konverter Software

Proceed with hardware and software installation as described in [AN1433](#) and [AN1434](#). After the system is running, the captured data resolution may be changed. In order to use a 12-bit ADC to evaluate the performance of the 10-bit version, select “Conditions” from the “Setup” menu as shown in Figure 1.

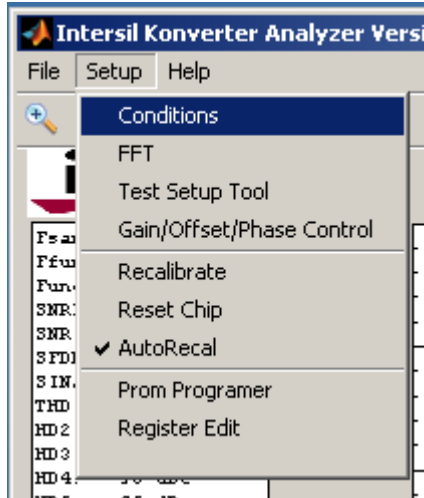


FIGURE 1. ACCESSING THE CONDITIONS DIALOG

In the Conditions dialog box change the “Number of Bits” from 12 to 10 as shown in Figure 2.

The results of this change can be seen by comparing the FFT plots in Figure 3 and Figure 4. Note that the SNR in the 12-bit example (Figure 3) is 66dBFS and in the 10-bit case (Figure 4) it decreases to 60.8dBFS. The SFDR is not directly impacted but there are additional spurs below the level of the worst harmonic. These spurs can further degrade the SNR in some cases. If this is an issue, the pin-compatible KAD5512P-50Q72 can always be used to replace the KAD5510P-50Q72 provided the two additional least significant bits (LSBs) are routed on the PCB.

The 12-bit performance of the ISLA212P212P50IRZ may be verified using the 14-bit ISLA214P50IRZ by changing the default number of bits from 14 to 12.

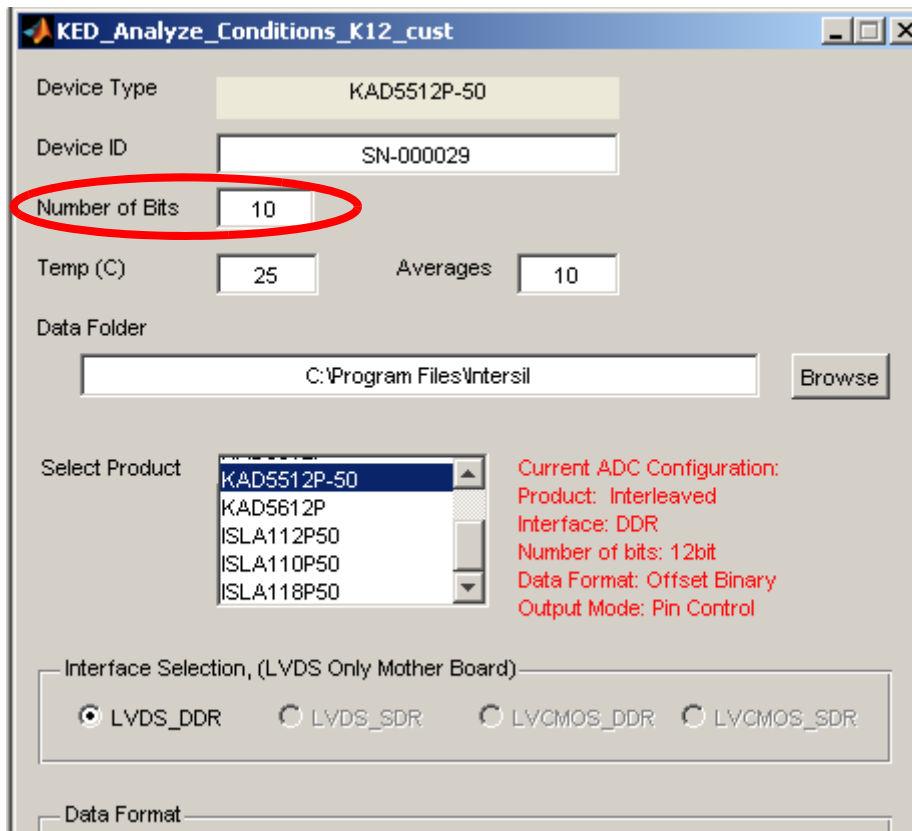


FIGURE 2. CHANGING THE NUMBER OF BITS



```

Fsamp: 500 MHz
Ffund: 9.99956 MHz
Fund: -1.37 dBFS
SNRFS: 66.0 dBFS
SNR: 64.6 dBc
SFDR: 86 dBc +
SINAD: 64.5 dBc
THD: -82.5 dBc
HD2: -86 dBc
HD3: -86 dBc
HD4: -104 dBc
HD5: -98 dBc
HD6: -99 dBc
HD7: -103 dBc
FIS -100 dBc
OS -86 dBc
ENOB: 10.4
ENOBFS: 10.7
Samples: 200000
Window: BH4T
Power: 429 mW
Ovdd 1.80V @ 65 mA
Vdd2 1.82V @ 172 mA
    
```

KAD5512P-50 (SN-000029)
27-Oct-2011 08:25:07, 25C

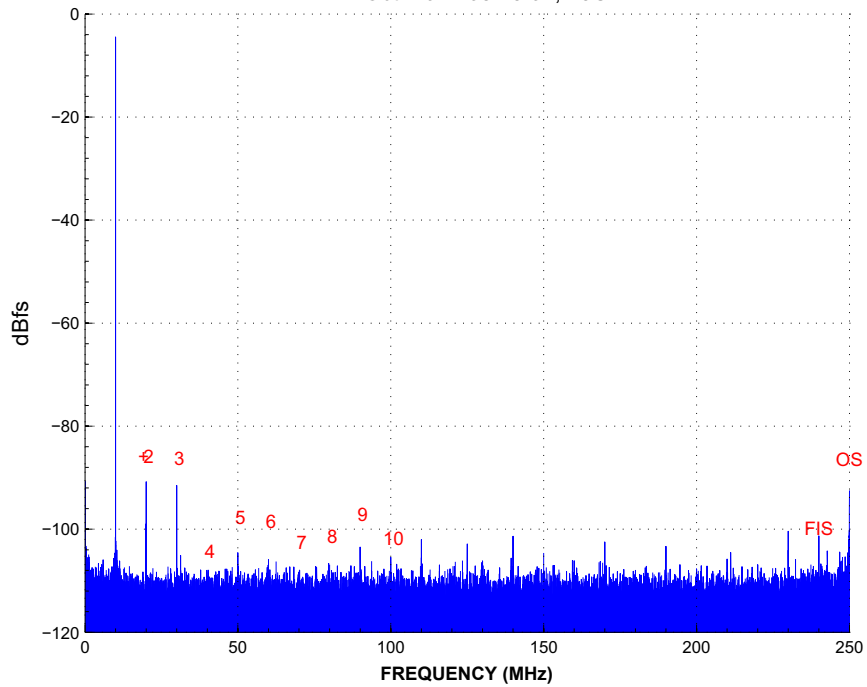


FIGURE 3. KAD5512P-50Q72 IN 12-BIT OUTPUT MODE (DEFAULT)



```

Fsamp: 500 MHz
Ffund: 9.99958 MHz
Fund: -1.39 dBFS
SNRFS: 60.8 dBFS
SNR: 59.4 dBc
SFDR: 85 dBc +
SINAD: 59.4 dBc
THD: -81.4 dBc
HD2: -85 dBc
HD3: -86 dBc
HD4: -95 dBc
HD5: -96 dBc
HD6: -97 dBc
HD7: -97 dBc
FIS -93 dBc
OS -92 dBc
ENOB: 9.6
ENOBFS: 9.8
Samples: 200000
Window: BH4T
Power: 429 mW
Ovdd 1.80V @ 65 mA
Vdd2 1.82V @ 172 mA
    
```

KAD5512P-50 (SN-000029)
27-Oct-2011 08:31:08, 25C

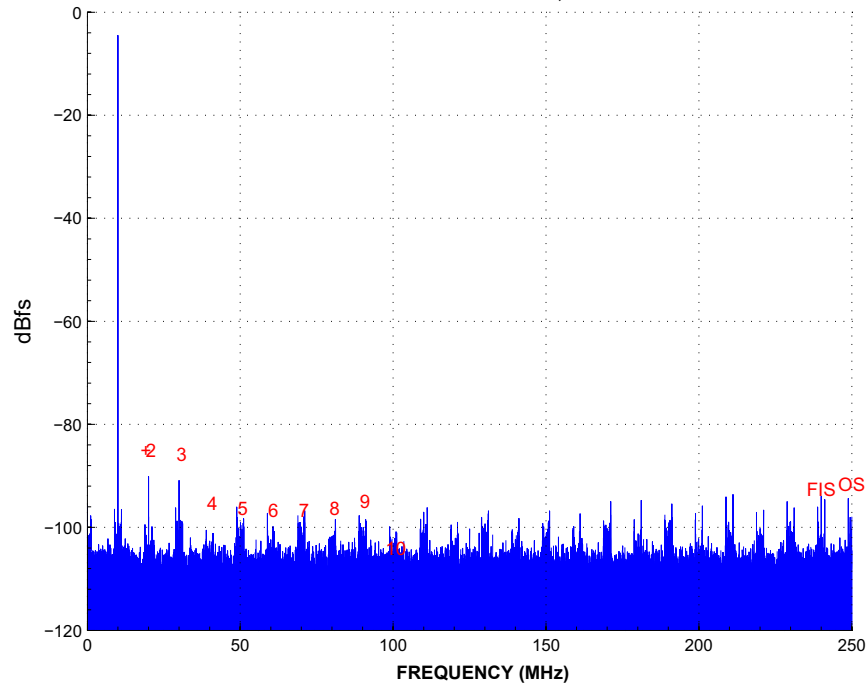


FIGURE 4. KAD5512P-50Q72 IN 10-BIT OUTPUT MODE (EMULATING KAD5510P-50Q72)

Notice

1. Descriptions of circuits, software and other related information in this document are provided only to illustrate the operation of semiconductor products and application examples. You are fully responsible for the incorporation or any other use of the circuits, software, and information in the design of your product or system. Renesas Electronics disclaims any and all liability for any losses and damages incurred by you or third parties arising from the use of these circuits, software, or information.
2. Renesas Electronics hereby expressly disclaims any warranties against and liability for infringement or any other claims involving patents, copyrights, or other intellectual property rights of third parties, by or arising from the use of Renesas Electronics products or technical information described in this document, including but not limited to, the product data, drawings, charts, programs, algorithms, and application examples.
3. No license, express, implied or otherwise, is granted hereby under any patents, copyrights or other intellectual property rights of Renesas Electronics or others.
4. You shall not alter, modify, copy, or reverse engineer any Renesas Electronics product, whether in whole or in part. Renesas Electronics disclaims any and all liability for any losses or damages incurred by you or third parties arising from such alteration, modification, copying or reverse engineering.
5. Renesas Electronics products are classified according to the following two quality grades: "Standard" and "High Quality". The intended applications for each Renesas Electronics product depends on the product's quality grade, as indicated below.
"Standard": Computers; office equipment; communications equipment; test and measurement equipment; audio and visual equipment; home electronic appliances; machine tools; personal electronic equipment; industrial robots; etc.
"High Quality": Transportation equipment (automobiles, trains, ships, etc.); traffic control (traffic lights); large-scale communication equipment; key financial terminal systems; safety control equipment; etc.
Unless expressly designated as a high reliability product or a product for harsh environments in a Renesas Electronics data sheet or other Renesas Electronics document, Renesas Electronics products are not intended or authorized for use in products or systems that may pose a direct threat to human life or bodily injury (artificial life support devices or systems; surgical implantations; etc.), or may cause serious property damage (space system; undersea repeaters; nuclear power control systems; aircraft control systems; key plant systems; military equipment; etc.). Renesas Electronics disclaims any and all liability for any damages or losses incurred by you or any third parties arising from the use of any Renesas Electronics product that is inconsistent with any Renesas Electronics data sheet, user's manual or other Renesas Electronics document.
6. When using Renesas Electronics products, refer to the latest product information (data sheets, user's manuals, application notes, "General Notes for Handling and Using Semiconductor Devices" in the reliability handbook, etc.), and ensure that usage conditions are within the ranges specified by Renesas Electronics with respect to maximum ratings, operating power supply voltage range, heat dissipation characteristics, installation, etc. Renesas Electronics disclaims any and all liability for any malfunctions, failure or accident arising out of the use of Renesas Electronics products outside of such specified ranges.
7. Although Renesas Electronics endeavors to improve the quality and reliability of Renesas Electronics products, semiconductor products have specific characteristics, such as the occurrence of failure at a certain rate and malfunctions under certain use conditions. Unless designated as a high reliability product or a product for harsh environments in a Renesas Electronics data sheet or other Renesas Electronics document, Renesas Electronics products are not subject to radiation resistance design. You are responsible for implementing safety measures to guard against the possibility of bodily injury, injury or damage caused by fire, and/or danger to the public in the event of a failure or malfunction of Renesas Electronics products, such as safety design for hardware and software, including but not limited to redundancy, fire control and malfunction prevention, appropriate treatment for aging degradation or any other appropriate measures. Because the evaluation of microcomputer software alone is very difficult and impractical, you are responsible for evaluating the safety of the final products or systems manufactured by you.
8. Please contact a Renesas Electronics sales office for details as to environmental matters such as the environmental compatibility of each Renesas Electronics product. You are responsible for carefully and sufficiently investigating applicable laws and regulations that regulate the inclusion or use of controlled substances, including without limitation, the EU RoHS Directive, and using Renesas Electronics products in compliance with all these applicable laws and regulations. Renesas Electronics disclaims any and all liability for damages or losses occurring as a result of your noncompliance with applicable laws and regulations.
9. Renesas Electronics products and technologies shall not be used for or incorporated into any products or systems whose manufacture, use, or sale is prohibited under any applicable domestic or foreign laws or regulations. You shall comply with any applicable export control laws and regulations promulgated and administered by the governments of any countries asserting jurisdiction over the parties or transactions.
10. It is the responsibility of the buyer or distributor of Renesas Electronics products, or any other party who distributes, disposes of, or otherwise sells or transfers the product to a third party, to notify such third party in advance of the contents and conditions set forth in this document.
11. This document shall not be reprinted, reproduced or duplicated in any form, in whole or in part, without prior written consent of Renesas Electronics.
12. Please contact a Renesas Electronics sales office if you have any questions regarding the information contained in this document or Renesas Electronics products.
(Note 1) "Renesas Electronics" as used in this document means Renesas Electronics Corporation and also includes its directly or indirectly controlled subsidiaries.
(Note 2) "Renesas Electronics product(s)" means any product developed or manufactured by or for Renesas Electronics.

(Rev.4.0-1 November 2017)



SALES OFFICES

Renesas Electronics Corporation

<http://www.renesas.com>

Refer to "<http://www.renesas.com/>" for the latest and detailed information.

Renesas Electronics America Inc.
1001 Murphy Ranch Road, Milpitas, CA 95035, U.S.A.
Tel: +1-408-432-8888, Fax: +1-408-434-5351

Renesas Electronics Canada Limited
9251 Yonge Street, Suite 8309 Richmond Hill, Ontario Canada L4C 9T3
Tel: +1-905-237-2004

Renesas Electronics Europe Limited
Dukes Meadow, Millboard Road, Bourne End, Buckinghamshire, SL8 5FH, U.K
Tel: +44-1628-651-700, Fax: +44-1628-651-804

Renesas Electronics Europe GmbH
Arcadiastrasse 10, 40472 Düsseldorf, Germany
Tel: +49-211-6503-0, Fax: +49-211-6503-1327

Renesas Electronics (China) Co., Ltd.
Room 1709 Quantum Plaza, No.27 ZhichunLu, Haidian District, Beijing, 100191 P. R. China
Tel: +86-10-8235-1155, Fax: +86-10-8235-7679

Renesas Electronics (Shanghai) Co., Ltd.
Unit 301, Tower A, Central Towers, 555 Langao Road, Putuo District, Shanghai, 200333 P. R. China
Tel: +86-21-2226-0888, Fax: +86-21-2226-0999

Renesas Electronics Hong Kong Limited
Unit 1601-1611, 16/F., Tower 2, Grand Century Place, 193 Prince Edward Road West, Mongkok, Kowloon, Hong Kong
Tel: +852-2265-6688, Fax: +852-2886-9022

Renesas Electronics Taiwan Co., Ltd.
13F, No. 363, Fu Shing North Road, Taipei 10543, Taiwan
Tel: +886-2-8175-9600, Fax: +886-2-8175-9670

Renesas Electronics Singapore Pte. Ltd.
80 Bendemeer Road, Unit #06-02 Hyflux Innovation Centre, Singapore 339949
Tel: +65-6213-0200, Fax: +65-6213-0300

Renesas Electronics Malaysia Sdn.Bhd.
Unit 1207, Block B, Menara Amcorp, Amcorp Trade Centre, No. 18, Jln Persiaran Barat, 46050 Petaling Jaya, Selangor Darul Ehsan, Malaysia
Tel: +60-3-7955-9390, Fax: +60-3-7955-9510

Renesas Electronics India Pvt. Ltd.
No.777C, 100 Feet Road, HAL 2nd Stage, Indiranagar, Bangalore 560 038, India
Tel: +91-80-67208700, Fax: +91-80-67208777

Renesas Electronics Korea Co., Ltd.
17F, KAMCO Yangjae Tower, 262, Gangnam-daero, Gangnam-gu, Seoul, 06265 Korea
Tel: +82-2-558-3737, Fax: +82-2-558-5338