

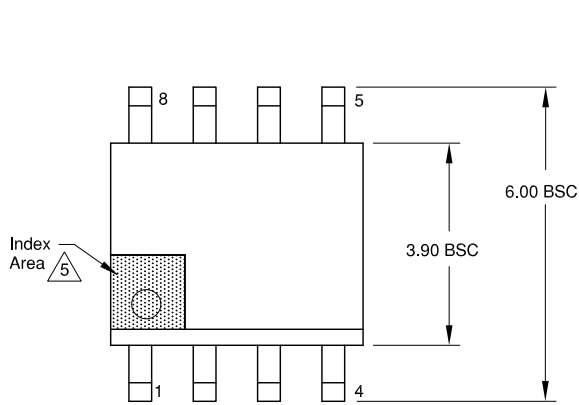
Plastic Packages for Integrated Circuits

Package Outline Drawing

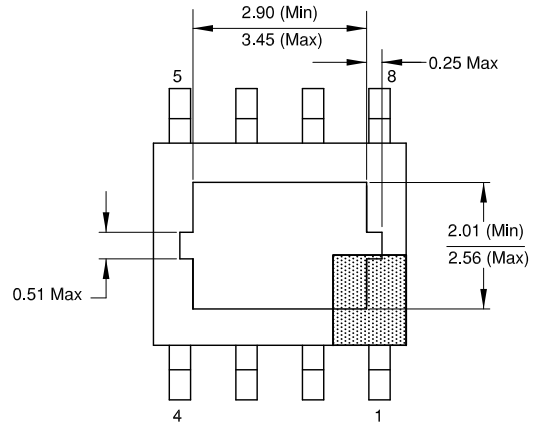
M8.15K

8 Lead Narrow Body Small Outline Exposed Pad Plastic Package (EPSONIC)

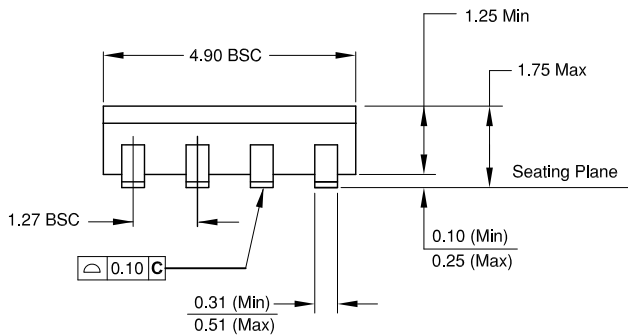
Rev 0, 1/2023



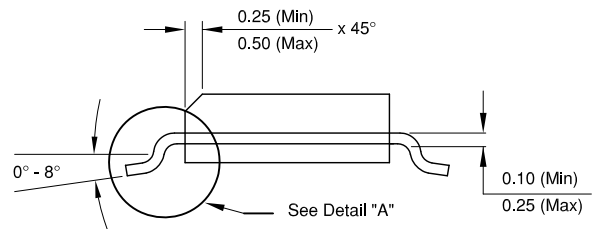
Top View



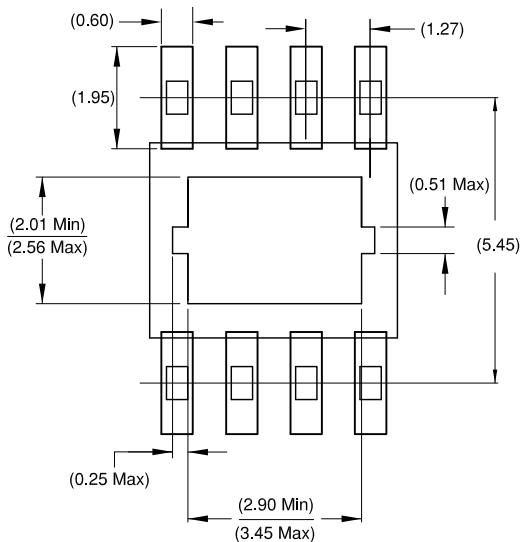
Bottom View



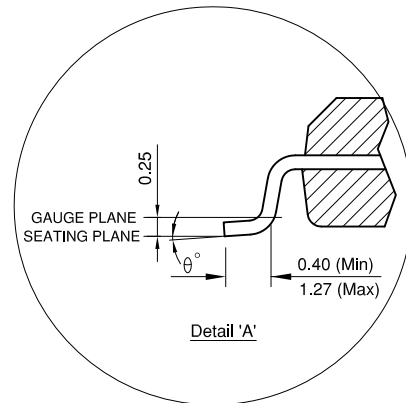
Side View



End View



Typical Recommended Land Pattern



Detail 'A'

Notes:

- Dimensions are in millimeters.
Dimensions in () for Reference Only.
- Dimensioning and tolerancing conform to ASME Y14.5m-1994.
- Unless otherwise specified, tolerance: Decimal ± 0.05
- Dimension does not include interlead flash or protrusions.
Interlead flash or protrusions shall not exceed 0.255mm per side.
- The pin #1 identifier may be either a mold or mark feature.
- The chamfer on the body is optional. If it is not present, a visual index feature must be located within the crosshatched area.