

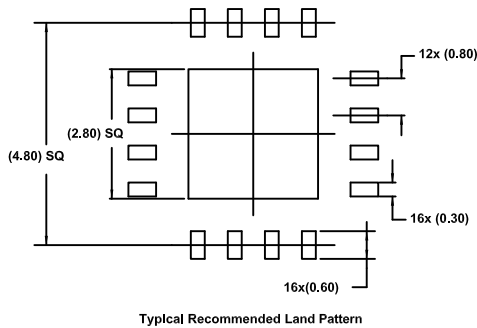
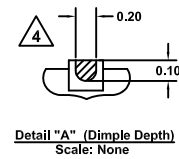
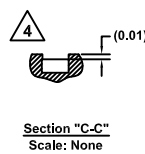
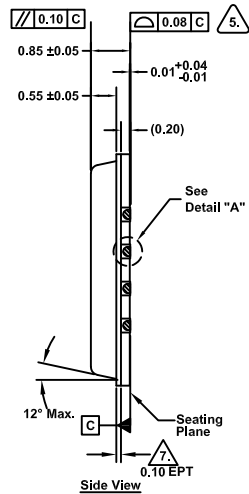
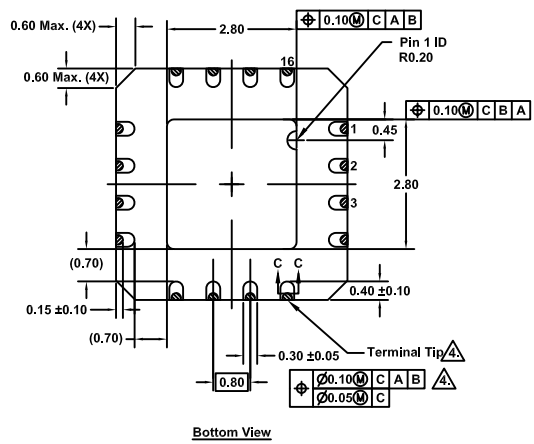
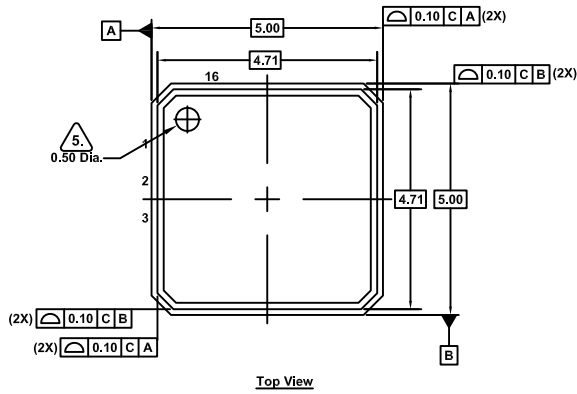
# Plastic Packages for Integrated Circuits

## Package Outline Drawing

L16.5x5D

16 Lead Quad Flat No-Lead Plastic Package (Punch QFN with Wettable Flank)

Rev 3, 11/2021



### Notes:

- Dimensions are in millimeters. Dimensions in ( ) for Reference Only.
- Dimensioning and tolerancing conform to ASME Y14.5m-1994.
- Unless otherwise specified, tolerance: Decimal ±0.05
- Dimension applies to the plated terminal and is measured between 0.15mm and 0.30mm from the terminal tip.
- The configuration of the pin #1 Identifier is optional, but must be located within the zone indicated. The pin #1 identifier can be either a mold or mark feature.
- Reference document: JEDEC MO220.
- Edge Protection Technology.