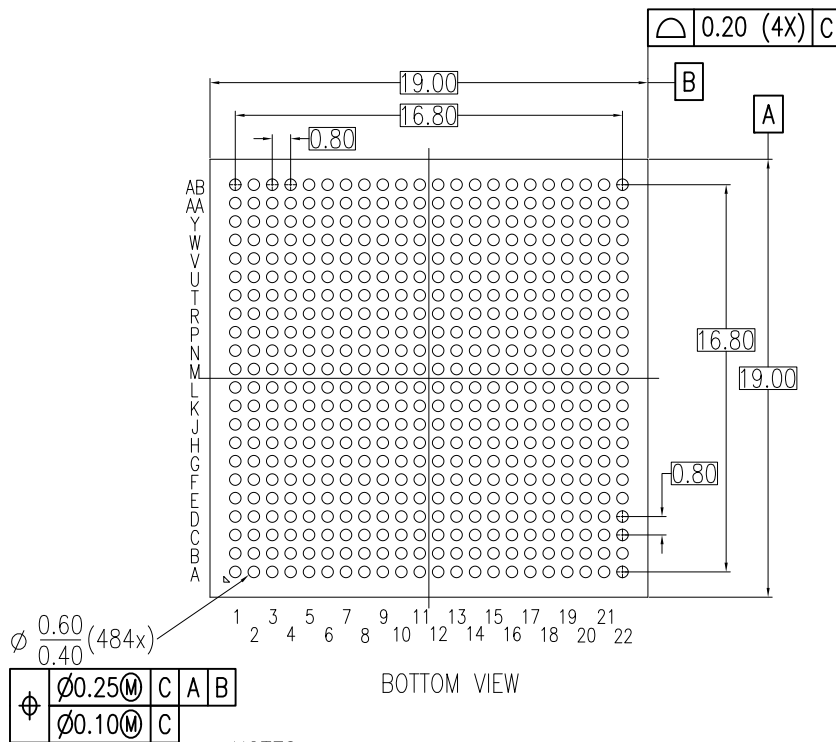
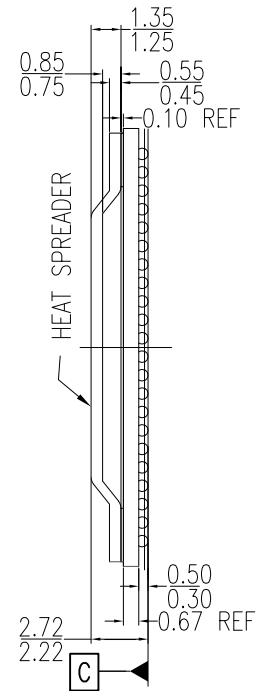
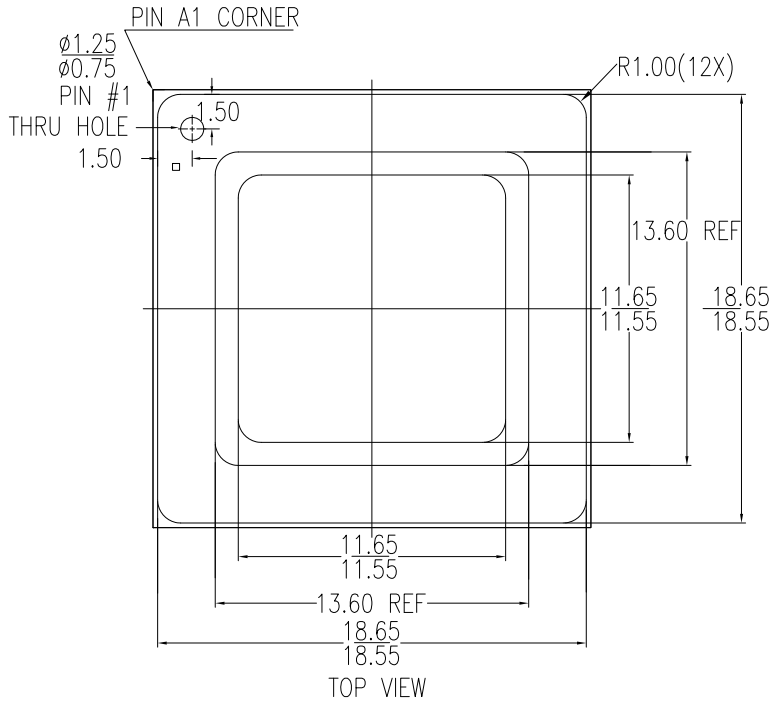


484-FCBGA, Package Outline Drawing

19.0 x 19.0 x 2.47 mm Body, 0.8mm Pitch
 ALG484D1, PSC-4679-01, Rev 03, Page 1

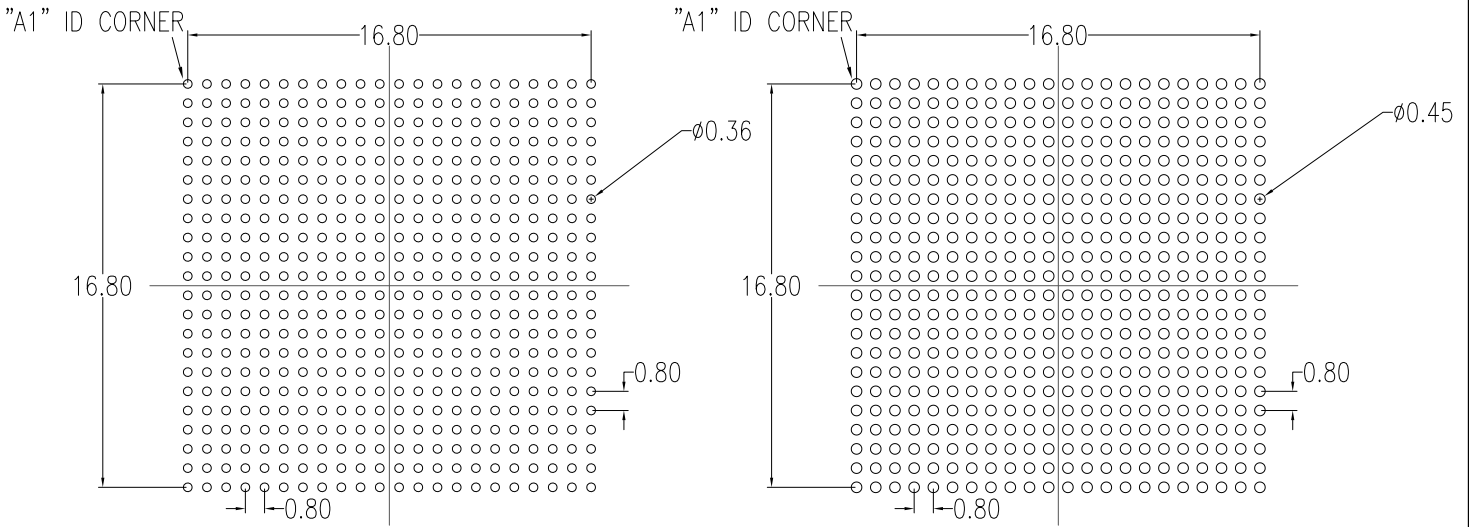


NOTES:

1. ALL DIMENSIONS AND TOLERANCES ARE PER ASME Y14.5-1994.
2. ALL DIMENSIONS ARE IN MILLIMETERS.

484-FCBGA, Package Outline Drawing

19.0 x 19.0 x 2.47 mm Body, 0.8mm Pitch
 ALG484D1, PSC-4679-01, Rev 03, Page 2



RECOMMENDED LAND PATTERN DIMENSION (NSMD)

RECOMMENDED LAND PATTERN DIMENSION (SMD)

NOTES:

1. ALL DIMENSIONS AND TOLERANCES ARE PER ASME Y14.5-1994.
2. ALL DIMENSIONS ARE IN MILLIMETERS.
3. LAND PATTERN RECOMMENDATION PER IPC-7315B GENERIC REQUIREMENT FOR SURFACE MOUNT DESIGN AND LAND PATTERN.

Package Revision History		
Date Created	Rev No.	Description
Jan 16, 2018	Rev 01	Correct Release Date
May 07, 2019	Rev 02	Correct Land Pattern Dimension
Jun 25, 2019	Rev 03	Add SMD Land Pattern