

To our customers,

Old Company Name in Catalogs and Other Documents

On April 1st, 2010, NEC Electronics Corporation merged with Renesas Technology Corporation, and Renesas Electronics Corporation took over all the business of both companies. Therefore, although the old company name remains in this document, it is a valid Renesas Electronics document. We appreciate your understanding.

Renesas Electronics website: <http://www.renesas.com>

April 1st, 2010
Renesas Electronics Corporation

Issued by: Renesas Electronics Corporation (<http://www.renesas.com>)

Send any inquiries to <http://www.renesas.com/inquiry>.

Notice

1. All information included in this document is current as of the date this document is issued. Such information, however, is subject to change without any prior notice. Before purchasing or using any Renesas Electronics products listed herein, please confirm the latest product information with a Renesas Electronics sales office. Also, please pay regular and careful attention to additional and different information to be disclosed by Renesas Electronics such as that disclosed through our website.
2. Renesas Electronics does not assume any liability for infringement of patents, copyrights, or other intellectual property rights of third parties by or arising from the use of Renesas Electronics products or technical information described in this document. No license, express, implied or otherwise, is granted hereby under any patents, copyrights or other intellectual property rights of Renesas Electronics or others.
3. You should not alter, modify, copy, or otherwise misappropriate any Renesas Electronics product, whether in whole or in part.
4. Descriptions of circuits, software and other related information in this document are provided only to illustrate the operation of semiconductor products and application examples. You are fully responsible for the incorporation of these circuits, software, and information in the design of your equipment. Renesas Electronics assumes no responsibility for any losses incurred by you or third parties arising from the use of these circuits, software, or information.
5. When exporting the products or technology described in this document, you should comply with the applicable export control laws and regulations and follow the procedures required by such laws and regulations. You should not use Renesas Electronics products or the technology described in this document for any purpose relating to military applications or use by the military, including but not limited to the development of weapons of mass destruction. Renesas Electronics products and technology may not be used for or incorporated into any products or systems whose manufacture, use, or sale is prohibited under any applicable domestic or foreign laws or regulations.
6. Renesas Electronics has used reasonable care in preparing the information included in this document, but Renesas Electronics does not warrant that such information is error free. Renesas Electronics assumes no liability whatsoever for any damages incurred by you resulting from errors in or omissions from the information included herein.
7. Renesas Electronics products are classified according to the following three quality grades: “Standard”, “High Quality”, and “Specific”. The recommended applications for each Renesas Electronics product depends on the product’s quality grade, as indicated below. You must check the quality grade of each Renesas Electronics product before using it in a particular application. You may not use any Renesas Electronics product for any application categorized as “Specific” without the prior written consent of Renesas Electronics. Further, you may not use any Renesas Electronics product for any application for which it is not intended without the prior written consent of Renesas Electronics. Renesas Electronics shall not be in any way liable for any damages or losses incurred by you or third parties arising from the use of any Renesas Electronics product for an application categorized as “Specific” or for which the product is not intended where you have failed to obtain the prior written consent of Renesas Electronics. The quality grade of each Renesas Electronics product is “Standard” unless otherwise expressly specified in a Renesas Electronics data sheets or data books, etc.
 - “Standard”: Computers; office equipment; communications equipment; test and measurement equipment; audio and visual equipment; home electronic appliances; machine tools; personal electronic equipment; and industrial robots.
 - “High Quality”: Transportation equipment (automobiles, trains, ships, etc.); traffic control systems; anti-disaster systems; anti-crime systems; safety equipment; and medical equipment not specifically designed for life support.
 - “Specific”: Aircraft; aerospace equipment; submersible repeaters; nuclear reactor control systems; medical equipment or systems for life support (e.g. artificial life support devices or systems), surgical implantations, or healthcare intervention (e.g. excision, etc.), and any other applications or purposes that pose a direct threat to human life.
8. You should use the Renesas Electronics products described in this document within the range specified by Renesas Electronics, especially with respect to the maximum rating, operating supply voltage range, movement power voltage range, heat radiation characteristics, installation and other product characteristics. Renesas Electronics shall have no liability for malfunctions or damages arising out of the use of Renesas Electronics products beyond such specified ranges.
9. Although Renesas Electronics endeavors to improve the quality and reliability of its products, semiconductor products have specific characteristics such as the occurrence of failure at a certain rate and malfunctions under certain use conditions. Further, Renesas Electronics products are not subject to radiation resistance design. Please be sure to implement safety measures to guard them against the possibility of physical injury, and injury or damage caused by fire in the event of the failure of a Renesas Electronics product, such as safety design for hardware and software including but not limited to redundancy, fire control and malfunction prevention, appropriate treatment for aging degradation or any other appropriate measures. Because the evaluation of microcomputer software alone is very difficult, please evaluate the safety of the final products or system manufactured by you.
10. Please contact a Renesas Electronics sales office for details as to environmental matters such as the environmental compatibility of each Renesas Electronics product. Please use Renesas Electronics products in compliance with all applicable laws and regulations that regulate the inclusion or use of controlled substances, including without limitation, the EU RoHS Directive. Renesas Electronics assumes no liability for damages or losses occurring as a result of your noncompliance with applicable laws and regulations.
11. This document may not be reproduced or duplicated, in any form, in whole or in part, without prior written consent of Renesas Electronics.
12. Please contact a Renesas Electronics sales office if you have any questions regarding the information contained in this document or Renesas Electronics products, or if you have any other inquiries.

(Note 1) “Renesas Electronics” as used in this document means Renesas Electronics Corporation and also includes its majority-owned subsidiaries.

(Note 2) “Renesas Electronics product(s)” means any product developed or manufactured by or for Renesas Electronics.

H8/300L Series

Subtraction of 8-Digit BCD Numbers (SUBD1)

Introduction

1. The software SUBD1 subtracts an 8-digit binary-coded decimal (BCD) number from another 8-digit BCD number and places the result (an 8-digit BCD number) in general-purpose registers.
2. The arguments used with the software SUBD1 are unsigned integers.
3. All data is manipulated in general-purpose registers.

Target Device

H8/300L Series

Contents

1. Arguments.....	2
2. Changes to Internal Registers and Flags	2
3. Specifications	2
4. Description	3
5. Flowchart.....	5
6. Program List.....	6

1. Arguments

Description		Memory area	Data length (bytes)
Input	Minuend	R0, R1	4
	Subtrahend	R2, R3	4
Output	Result of subtraction	R0, R1	4
	Borrow	C flag (CCR)	

2. Changes to Internal Registers and Flags

R0	R1	R2	R3	R4	R5	R6	R7
†	†	•	•	•	•	•	•
I	U	H	U	N	Z	V	C
•	•	×	•	×	×	×	†

•: No change

×: Undefined

†: Result

3. Specifications

Program memory (bytes)	18
Data memory (bytes)	0
Stack (bytes)	0
Clock cycle count	24
Reentrant	Possible
Relocation	Possible
Interrupt	Possible

4. Description

4.1 Details of functions

- The following arguments are used with the software SUBD1:
 - R0, R1: Contain an 8-digit BCD minuend (32 bits long). After execution of the software SUBD1, the result of subtraction (an 8-digit BCD number, 32 bits long) is placed in this register.
 - R2, R3: Contain an 8-digit BCD subtrahend (32 bits long) as an input argument.
 - C flag (CCR): Indicates the presence or absence of a borrow, as an output argument, after execution of the software SUBD1.
- C flag = 1: A borrow occurred as a result of subtraction (see figure 4.1).
 C flag = 0: No borrow occurred as a result of subtraction.

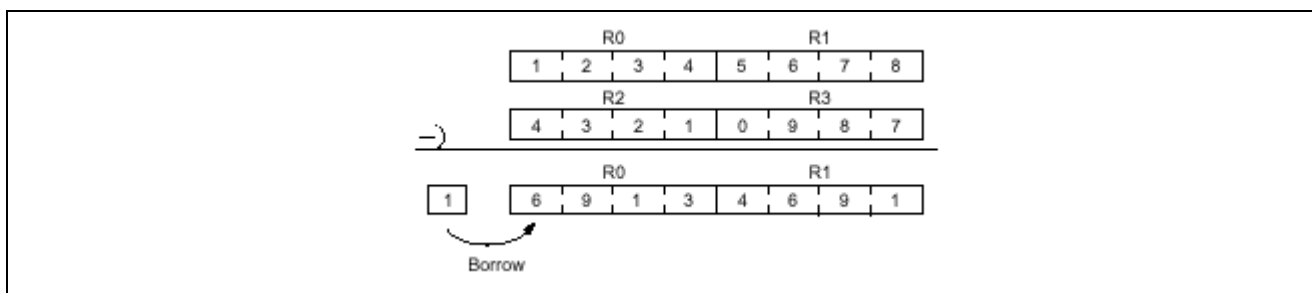


Figure 4.1 Example of Subtraction with a Borrow

- The following figure illustrates the execution of the software SUBD1. When the input arguments are set as shown in (1), the result of subtraction is placed in R0 and R1 as shown in (2).

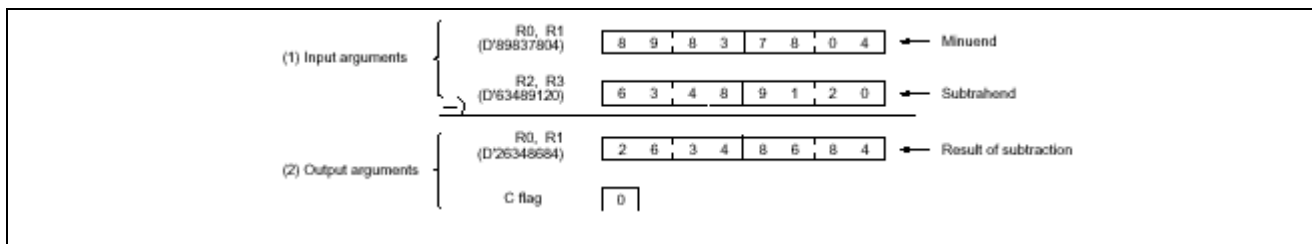


Figure 4.2 Example of Software SUBD1 Execution

4.2 Notes on usage

- When upper bits are not used (see figure 4.3), set them to 0; otherwise, a correct result cannot be obtained because subtraction is done on the numbers including indeterminate data.

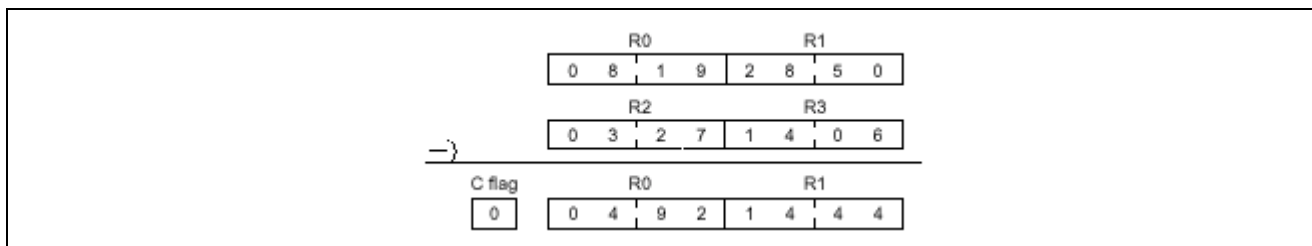
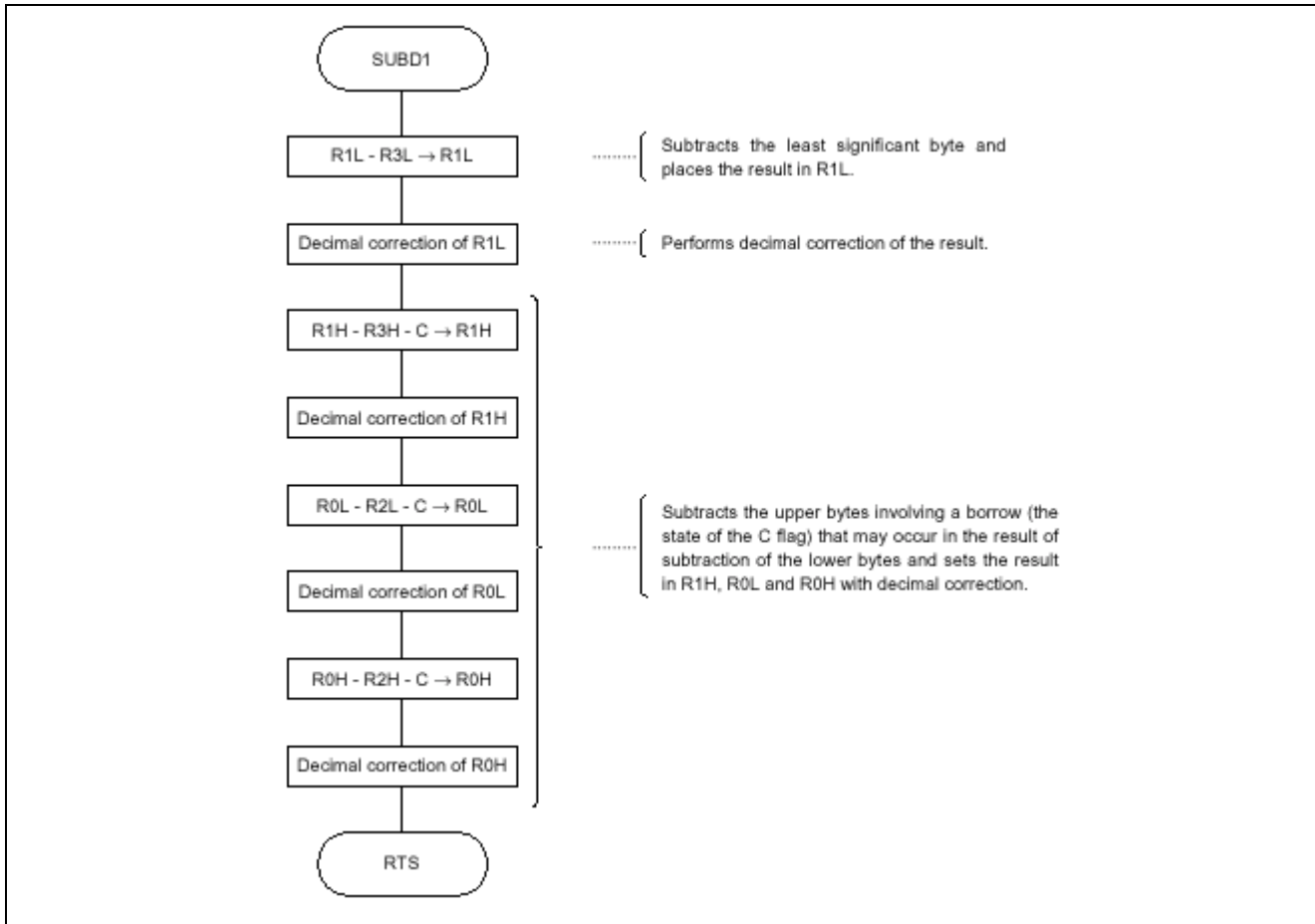


Figure 4.3 Example of Subtraction with Upper Bits Unused

- After execution of the software SUBD1, the minuend will be lost because the result is placed in R1 and R2. If the minuend is still needed after software SUBD1 execution, save it in memory.

5. Flowchart



6. Program List

```

*** H8/300 ASSEMBLER VER 1.0B ** 08/18/92 10:01:03
PROGRAM NAME =
1                                     ;*****
2                                     ;*
3                                     ;*   00 - NAME           :DECIMAL SUBTRUCTION (SUBD1)
4                                     ;*
5                                     ;*****
6                                     ;*
7                                     ;*   ENTRY              :R0 (UPPER WORD MINUEND)
8                                     ;*                       R1 (LOWER WORD MINUEND)
9                                     ;*                       R2 (UPPER WORD SUBTRAHEND)
10                                    ;*                       R3 (LOWER WORD SUBTRAHEND)
11                                    ;*
12                                    ;*   RETURNS            :R0 (UPPER WORD RESULT)
13                                    ;*                       R1 (LOWER WORD RESULT)
14                                    ;*                       C flag OF CCR (C = 0;TRUE,C = 1;UNDER FLOW)
15                                    ;*
16                                    ;*****
17                                    ;
18   SUBD1_co C      0000                .SECTION          SUBD1_code, CODE, ALIGN=2
19                                    .EXPORT            SUBD1
20                                    ;
21   SUBD1_co C      00000000          SUBD1 .EQU $           ;Entry point
22   SUBD1_co C      0000   18B9          SUB.B   R3L,R1L       ;R1L - R3L -> R1L
23   SUBD1_co C      0002   1F09          DAS    R1L           ;Decimal adjust R1L
24   SUBD1_co C      0004   1E31          SUBX.B R3H,R1H       ;R1H - R3H - C -> R1H
25   SUBD1_co C      0006   1F01          DAS    R1H           ;Decimal adjust R1H
26   SUBD1_co C      0008   1EA8          SUBX.B R2L,R0L       ;R0L - R2L - C -> R0L
27   SUBD1_co C      000A   1F08          DAS    R0L           ;Decimal adjust R0L
28   SUBD1_co C      000C   1E20          SUBX.B R2H,R0H       ;R0H - R2H - C -> R0H
29   SUBD1_co C      000E   1F00          DAS    R0H           ;Decimal adjust R0H
30   SUBD1_co C      0010   5470          RTS
31                                    ;
32                                    .END
****TOTAL ERRORS 0
****TOTAL WARNINGS 0

```


Revision Record

Rev.	Date	Description	
		Page	Summary
1.00	Sep.18.03	—	First edition issued

Keep safety first in your circuit designs!

1. Renesas Technology Corporation puts the maximum effort into making semiconductor products better and more reliable, but there is always the possibility that trouble may occur with them. Trouble with semiconductors may lead to personal injury, fire or property damage. Remember to give due consideration to safety when making your circuit designs, with appropriate measures such as (i) placement of substitutive, auxiliary circuits, (ii) use of nonflammable material or (iii) prevention against any malfunction or mishap.

Notes regarding these materials

1. These materials are intended as a reference to assist our customers in the selection of the Renesas Technology Corporation product best suited to the customer's application; they do not convey any license under any intellectual property rights, or any other rights, belonging to Renesas Technology Corporation or a third party.
2. Renesas Technology Corporation assumes no responsibility for any damage, or infringement of any third-party's rights, originating in the use of any product data, diagrams, charts, programs, algorithms, or circuit application examples contained in these materials.
3. All information contained in these materials, including product data, diagrams, charts, programs and algorithms represents information on products at the time of publication of these materials, and are subject to change by Renesas Technology Corporation without notice due to product improvements or other reasons. It is therefore recommended that customers contact Renesas Technology Corporation or an authorized Renesas Technology Corporation product distributor for the latest product information before purchasing a product listed herein.
The information described here may contain technical inaccuracies or typographical errors. Renesas Technology Corporation assumes no responsibility for any damage, liability, or other loss rising from these inaccuracies or errors.
Please also pay attention to information published by Renesas Technology Corporation by various means, including the Renesas Technology Corporation Semiconductor home page (<http://www.renesas.com>).
4. When using any or all of the information contained in these materials, including product data, diagrams, charts, programs, and algorithms, please be sure to evaluate all information as a total system before making a final decision on the applicability of the information and products. Renesas Technology Corporation assumes no responsibility for any damage, liability or other loss resulting from the information contained herein.
5. Renesas Technology Corporation semiconductors are not designed or manufactured for use in a device or system that is used under circumstances in which human life is potentially at stake. Please contact Renesas Technology Corporation or an authorized Renesas Technology Corporation product distributor when considering the use of a product contained herein for any specific purposes, such as apparatus or systems for transportation, vehicular, medical, aerospace, nuclear, or undersea repeater use.
6. The prior written approval of Renesas Technology Corporation is necessary to reprint or reproduce in whole or in part these materials.
7. If these products or technologies are subject to the Japanese export control restrictions, they must be exported under a license from the Japanese government and cannot be imported into a country other than the approved destination.
Any diversion or reexport contrary to the export control laws and regulations of Japan and/or the country of destination is prohibited.
8. Please contact Renesas Technology Corporation for further details on these materials or the products contained therein.