

Product Change Notice (PCN)

Subject: Assembly & sorting factory addition, assembly materials addition & change and wafer process factory addition for RL78 family LQFP package products

Publication Date: 12/27/2021

Effective Date: 3/1/2022

Revision Description:

Initial release.

Description of Change:

PKG type		Products group		
		G13	G14	L12
LQFP	10x10mm 52pin	√	√	√

Kawashiri wafer: Renesas Semiconductor KL Sdn. Bhd. (RSKL) addition

Saijo wafer: Renesas Semiconductor KL Sdn. Bhd. (RSKL) addition

“Refer to the difference specification for details.”

MCP-AB-21-0089_RL78_LQFP_Difference specification_RSKL_52pin

Description of change point case

Before change			After change		
WP&WT	ASSY	FT	WP&WT	ASSY	FT
Kawashiri	RSB	RSB	Kawashiri	RSB RSKL	RSB RSKL
			Saijo	RSKL	RSKL

Note: Description for change point.

“Bold: Factory addition”

Affected Product List:

Refer to attached file “PN_list_RL78_LQFP_52pin”.

Reason for Change:

Stable supply for RL78 series LQFP products.

Impact on specifications and characteristics:

No change.

Impact on quality & reliability

No change.

Product Identification:

Possible to confirm the production history data from the packing label or trace code.

Qualification Status: We will prepare by 2/28/2022. [Qualification Status]

Sample Availability Date: 3/1/2022

Device Material Declaration: Contact Renesas sales, distributor, or agency.

Note:

1. Acknowledgement must be received by Renesas within 30 days or Renesas will consider the change as approved.
2. If timely acknowledgement is provided by Customer, then Customer shall have 90 days from the date of receipt of this PCN to make any objections to this PCN. If Customer fails to make objections to this PCN within 90 days of the receipt of the PCN then Renesas will consider the PCN changes as approved.
3. If customer cannot accept the PCN then customer must provide Renesas with a last time buy demand and purchase order.

For additional information regarding this notice, please contact your Renesas sales representative.

DIFFERENCE OF SPECIFICATION (RL78 FAMILY LQFP PRODUCTS) 10x10mm 0.65 mm pitch 52pin

Assembly factory: RSKL Sorting factory: RSKL

December 23, 2021

MCU PRODUCT MARKETING DEPARTMENT
MCU DEVICE SOLUTION BUSINESS DIVISION
IoT AND INFRASTRUCTURE BUSINESS UNIT
RENESAS ELECTRONICS CO., LTD.

Ver.1.0

Do not provide this document to others without our permission.

MCP-AB-21-0090

Notice

1. Descriptions of circuits, software and other related information in this document are provided only to illustrate the operation of semiconductor products and application examples. You are fully responsible for the incorporation or any other use of the circuits, software, and information in the design of your product or system. Renesas Electronics disclaims any and all liability for any losses and damages incurred by you or third parties arising from the use of these circuits, software, or information.
2. Renesas Electronics hereby expressly disclaims any warranties against and liability for infringement or any other claims involving patents, copyrights, or other intellectual property rights of third parties, by or arising from the use of Renesas Electronics products or technical information described in this document, including but not limited to, the product data, drawings, charts, programs, algorithms, and application examples.
3. No license, express, implied or otherwise, is granted hereby under any patents, copyrights or other intellectual property rights of Renesas Electronics or others.
4. You shall be responsible for determining what licenses are required from any third parties, and obtaining such licenses for the lawful import, export, manufacture, sales, utilization, distribution or other disposal of any products incorporating Renesas Electronics products, if required.
5. You shall not alter, modify, copy, or reverse engineer any Renesas Electronics product, whether in whole or in part. Renesas Electronics disclaims any and all liability for any losses or damages incurred by you or third parties arising from such alteration, modification, copying or reverse engineering.
6. Renesas Electronics products are classified according to the following two quality grades: "Standard" and "High Quality". The intended applications for each Renesas Electronics product depends on the product's quality grade, as indicated below.
 - "Standard": Computers; office equipment; communications equipment; test and measurement equipment; audio and visual equipment; home electronic appliances; machine tools; personal electronic equipment; industrial robots; etc.
 - "High Quality": Transportation equipment (automobiles, trains, ships, etc.); traffic control (traffic lights); large-scale communication equipment; key financial terminal systems; safety control equipment; etc.Unless expressly designated as a high reliability product or a product for harsh environments in a Renesas Electronics data sheet or other Renesas Electronics document, Renesas Electronics products are not intended or authorized for use in products or systems that may pose a direct threat to human life or bodily injury (artificial life support devices or systems; surgical implantations; etc.), or may cause serious property damage (space system; undersea repeaters; nuclear power control systems; aircraft control systems; key plant systems; military equipment; etc.). Renesas Electronics disclaims any and all liability for any damages or losses incurred by you or any third parties arising from the use of any Renesas Electronics product that is inconsistent with any Renesas Electronics data sheet, user's manual or other Renesas Electronics document.
7. No semiconductor product is absolutely secure. Notwithstanding any security measures or features that may be implemented in Renesas Electronics hardware or software products, Renesas Electronics shall have absolutely no liability arising out of any vulnerability or security breach, including but not limited to any unauthorized access to or use of a Renesas Electronics product or a system that uses a Renesas Electronics product. RENESAS ELECTRONICS DOES NOT WARRANT OR GUARANTEE THAT RENESAS ELECTRONICS PRODUCTS, OR ANY SYSTEMS CREATED USING RENESAS ELECTRONICS PRODUCTS WILL BE INVULNERABLE OR FREE FROM CORRUPTION, ATTACK, VIRUSES, INTERFERENCE, HACKING, DATA LOSS OR THEFT, OR OTHER SECURITY INTRUSION ("Vulnerability Issues"). RENESAS ELECTRONICS DISCLAIMS ANY AND ALL RESPONSIBILITY OR LIABILITY ARISING FROM OR RELATED TO ANY VULNERABILITY ISSUES. FURTHERMORE, TO THE EXTENT PERMITTED BY APPLICABLE LAW, RENESAS ELECTRONICS DISCLAIMS ANY AND ALL WARRANTIES, EXPRESS OR IMPLIED, WITH RESPECT TO THIS DOCUMENT AND ANY RELATED OR ACCOMPANYING SOFTWARE OR HARDWARE, INCLUDING BUT NOT LIMITED TO THE IMPLIED WARRANTIES OF MERCHANTABILITY, OR FITNESS FOR A PARTICULAR PURPOSE.
8. When using Renesas Electronics products, refer to the latest product information (data sheets, user's manuals, application notes, "General Notes for Handling and Using Semiconductor Devices" in the reliability handbook, etc.), and ensure that usage conditions are within the ranges specified by Renesas Electronics with respect to maximum ratings, operating power supply voltage range, heat dissipation characteristics, installation, etc. Renesas Electronics disclaims any and all liability for any malfunctions, failure or accident arising out of the use of Renesas Electronics products outside of such specified ranges.
9. Although Renesas Electronics endeavors to improve the quality and reliability of Renesas Electronics products, semiconductor products have specific characteristics, such as the occurrence of failure at a certain rate and malfunctions under certain use conditions. Unless designated as a high reliability product or a product for harsh environments in a Renesas Electronics data sheet or other Renesas Electronics document, Renesas Electronics products are not subject to radiation resistance design. You are responsible for implementing safety measures to guard against the possibility of bodily injury, injury or damage caused by fire, and/or danger to the public in the event of a failure or malfunction of Renesas Electronics products, such as safety design for hardware and software, including but not limited to redundancy, fire control and malfunction prevention, appropriate treatment for aging degradation or any other appropriate measures. Because the evaluation of microcomputer software alone is very difficult and impractical, you are responsible for evaluating the safety of the final products or systems manufactured by you.
10. Please contact a Renesas Electronics sales office for details as to environmental matters such as the environmental compatibility of each Renesas Electronics product. You are responsible for carefully and sufficiently investigating applicable laws and regulations that regulate the inclusion or use of controlled substances, including without limitation, the EU RoHS Directive, and using Renesas Electronics products in compliance with all these applicable laws and regulations. Renesas Electronics disclaims any and all liability for damages or losses occurring as a result of your noncompliance with applicable laws and regulations.
11. Renesas Electronics products and technologies shall not be used for or incorporated into any products or systems whose manufacture, use, or sale is prohibited under any applicable domestic or foreign laws or regulations. You shall comply with any applicable export control laws and regulations promulgated and administered by the governments of any countries asserting jurisdiction over the parties or transactions.
12. It is the responsibility of the buyer or distributor of Renesas Electronics products, or any other party who distributes, disposes of, or otherwise sells or transfers the product to a third party, to notify such third party in advance of the contents and conditions set forth in this document.
13. This document shall not be reprinted, reproduced or duplicated in any form, in whole or in part, without prior written consent of Renesas Electronics.
14. Please contact a Renesas Electronics sales office if you have any questions regarding the information contained in this document or Renesas Electronics products.
(Note 1) "Renesas Electronics" as used in this document means Renesas Electronics Corporation and also includes its directly or indirectly controlled subsidiaries.
(Note 2) "Renesas Electronics product(s)" means any product developed or manufactured by or for Renesas Electronics.

(Rev. 5.0-1 October 2020)

DIFFERENCE OUTLINE

- Target package

10x10mm 0.65mm pitch 52pin LQFP

- Difference points

- 1) Assembly factory

Existing factory: Renesas Semiconductor (Beijing) Co.,Ltd (RSB)

Additional factory: Renesas Semiconductor KL Sdn. Bhd. (RSKL)

- 2) Sorting factory

Existing factory: Renesas Semiconductor (Beijing) Co.,Ltd (RSB)

Additional factory: Renesas Semiconductor KL Sdn. Bhd. (RSKL)

- 3) Wafer process factory

Existing factory: Renesas Semiconductor Manufacturing Kawashiri

Additional factory: Renesas Semiconductor Manufacturing Saijo

※At the same time as the addition of RSKL, the Saijo factory will be added to the wafer process factory.

DIFFERENCE OUTLINE

4) Assembly material:

Lead frame, Die mount paste and Mold resin are used certificated materials.

5) Package outline

There is no change in footprint for additional factory products.

Please refer to the package outline drawing and dimension comparison for the external dimensions.

6) Marking

Change the marking font and specification.

➤ Specification and characteristics of product:

No change

➤ Quality and reliability:

No change

Difference of specification

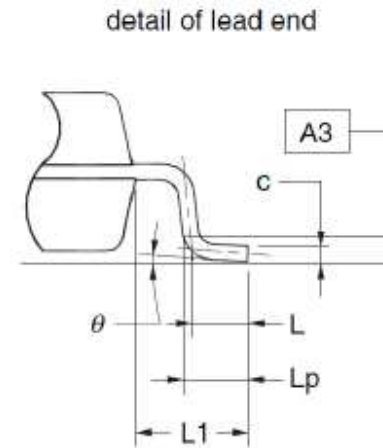
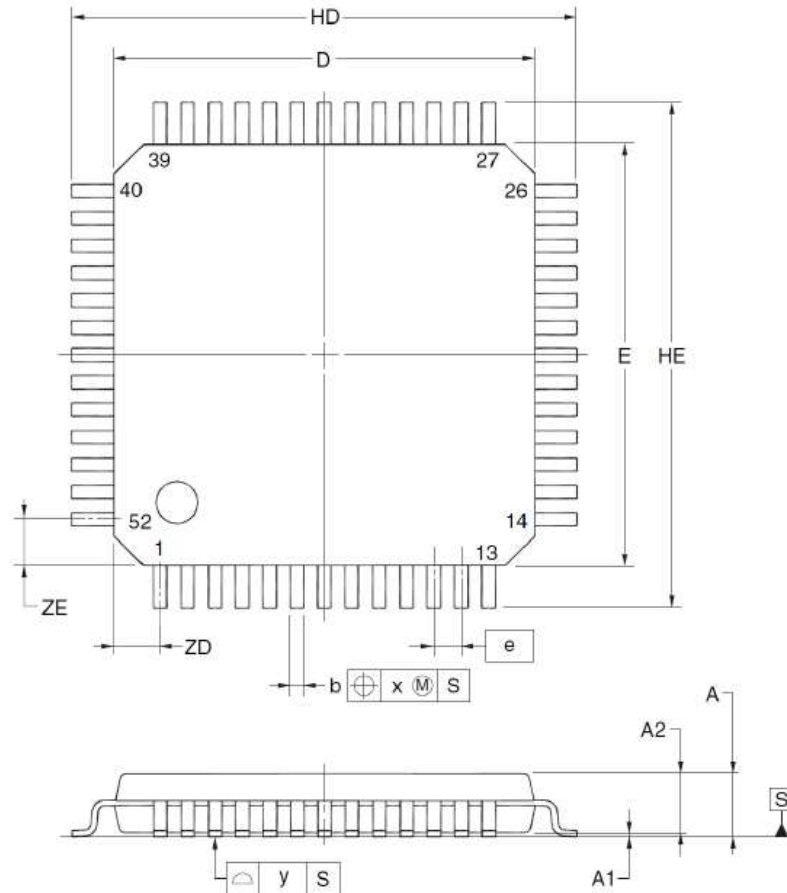
Item		Additional factory	Existing factory
Wafer process factory		Kawashiri / Saijo	Kawashiri
Assembly factory		RSKL	RSB
Sorting factory		RSKL	RSB
Package	Outline	There are differences (Refer to pages 6 to 8)	
Lead frame	Material	No difference	
	Inner pattern	There are differences (Refer to pages 9)	
Die mount	Material	Ag epoxy paste B *	Ag epoxy paste A *
Bonding wire	Material	No difference; Cu (Pd coating)	
Resin	Material	Epoxy resin B * (halogen-free)	Epoxy resin A * (halogen-free)
Plating	Material	No difference	
Marking	Font	There are differences (Refer to pages 10)	
	Digit number	There are differences (Refer to pages 11)	
Packing	Tray/ Emboss tape	No difference	
Storage conditions	after opening	No difference	

* Factory certified materials.

There are differences in materials, but there is no change in reliability or characteristics.

10mm×10mm 0.65mm pitch 52pin LQFP Package outline (RSKL)

RENESAS Code : PLQP0052JD-B

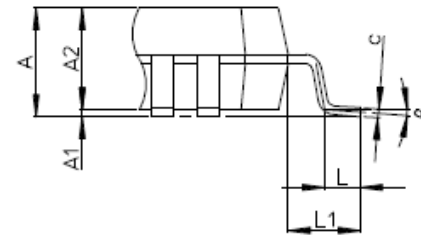
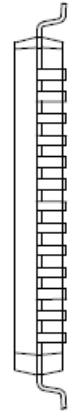
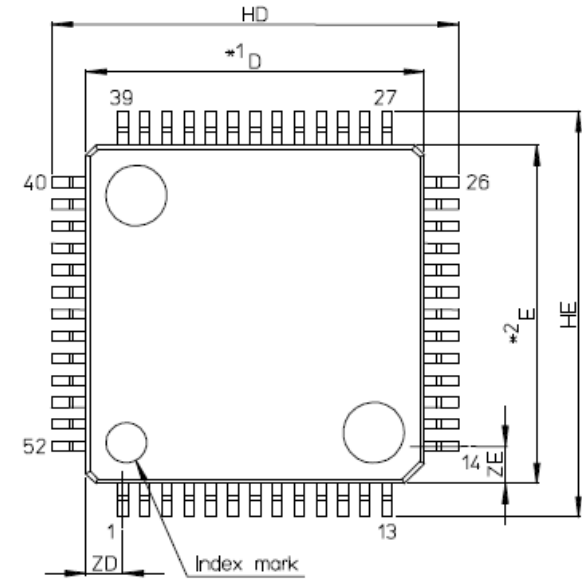


(UNIT:mm)

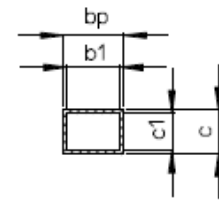
ITEM	DIMENSIONS
D	10.00±0.20
E	10.00±0.20
HD	12.00±0.20
HE	12.00±0.20
A	1.60 MAX.
A1	0.10±0.05
A2	1.40±0.05
A3	0.25
b	0.32 ^{+0.08} _{-0.07}
c	0.145 ^{+0.055} _{-0.045}
L	0.50
Lp	0.60±0.15
L1	1.00±0.20
θ	3° ^{+5°} _{-3°}
e	0.65
x	0.13
y	0.10
ZD	1.10
ZE	1.10

10mm×10mm 0.65mm pitch 52pin LQFP Package outline (RSB)

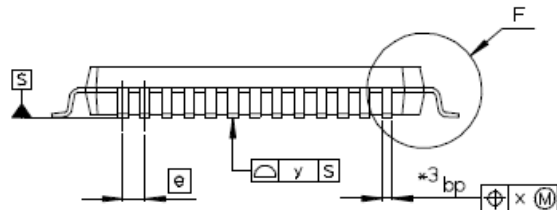
RENESAS Code : PLQP0052JA-A



Detail F



Terminal cross section



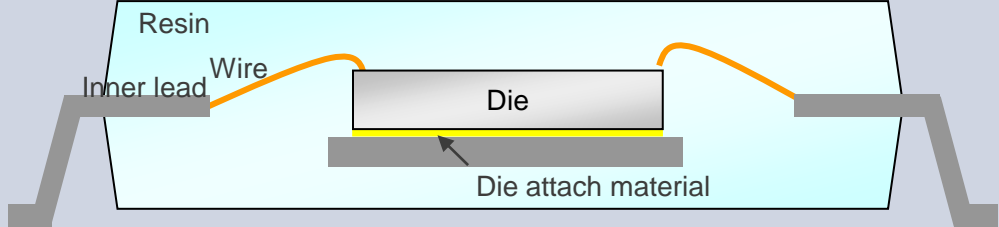

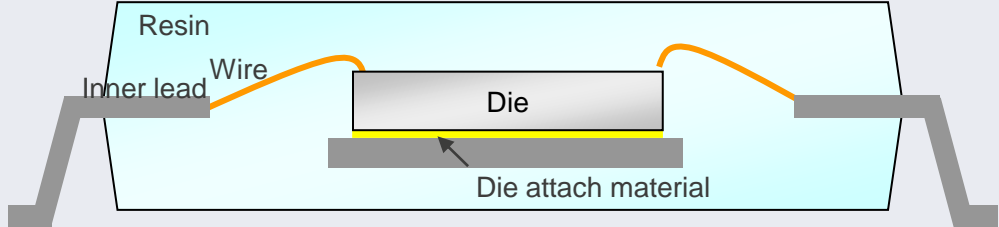

Reference Symbol	Dimension in Millimeters		
	Min	Nom	Max
D	9.9	10.0	10.1
E	9.9	10.0	10.1
A2	—	1.4	—
HD	11.8	12.0	12.2
HE	11.8	12.0	12.2
A	—	—	1.7
A1	0.05	0.1	0.15
bp	0.27	0.32	0.37
b1	—	0.30	—
c	0.09	0.145	0.20
c1	—	0.125	—
ø	0.8	—	0.8
ⓔ	—	0.65	—
x	—	—	0.13
y	—	—	0.10
ZD	—	1.1	—
ZE	—	1.1	—
L	0.35	0.5	0.65
L1	—	1.0	—

Dimension comparison: 10mm×10mm 0.65mm pitch 52pin LQFP

RSKL Symbol	10x10mm 52pin LQFP PLQP0052JD-B			RSB Symbol	10x10mm 52pin LQFP PLQP0052JA-A		
	Dimension in Millimeters				Dimension in Millimeters		
	Min	Nom	Max		Min	Nom	Max
D	9.80	10.00	10.20	D	9.90	10.00	10.10
E	9.80	10.00	10.20	E	9.90	10.00	10.10
HD	11.80	12.00	12.20	HD	11.80	12.00	12.20
HE	11.80	12.00	12.20	HE	11.80	12.00	12.20
A	-	-	1.60	A	-	-	1.70
A1	0.05	0.10	0.15	A1	0.05	0.10	0.15
A2	1.35	1.40	1.45	A2	-	1.40	-
A3	-	0.25	-	-	-	-	-
b	0.25	0.32	0.40	bp	0.27	0.32	0.37
-	-	-	-	b1	-	0.30	-
c	0.10	0.145	0.20	c	0.09	0.145	0.20
-	-	-	-	c1	-	0.125	-
L	-	0.50	-	L	0.35	0.50	0.65
Lp	0.45	0.60	0.75	-	-	-	-
L1	0.80	1.00	1.20	L1	-	1.00	-
θ	0°	3°	8°	θ	0°	-	8°
e	-	0.65	-	e	-	0.65	-
x	-	0.13	-	x	-	-	0.13
y	-	0.10	-	y	-	-	0.10
ZD	-	1.10	-	ZD	-	1.10	-
ZE	-	1.10	-	ZE	-	1.10	-

Package structure image





* Package Section and die pad shape is a reference example.

Assembly Line	PKG cross section	Die pad shape
Additional factory		 <p>RSKL</p>
Existing factory		 <p>RSB</p>


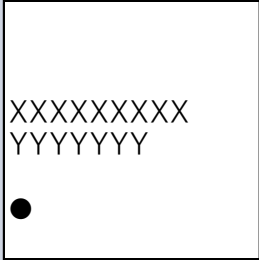
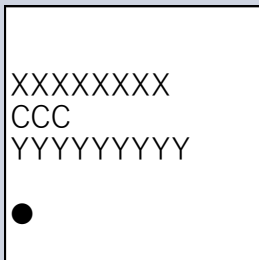
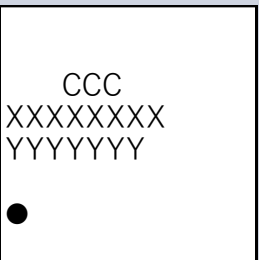
⊗ There is no impact on the reliability by die pad shape

Marking visibility

※Character is reference example

Assembly Line	RSKL (Additional factory)	RSB (Existing factory)
Overall photo		
Enlarged photo		

10x10mm 0.65mm pitch 52pinLQFP marking specifications

Product	RSKL (Additional factory)	RSB (Existing factory)
Blank products		
	1st row 9 characters: product name 2nd row - 3rd row 9 characters: Lot №	1st row - 2nd row 9 characters: product name 3rd row 7 characters: Lot №
ROM products		
	1st row 8 characters: product name 2nd row 3 characters: ROM code 3rd row 9 characters: Lot №	1st row 3 characters: ROM code 2nd row 8 characters: product name 3rd row 7 characters: Lot №

4M changing points

(Addition of assembly and sorting factory , Change of material)

Item	Check Result	Judgement
Machine	<p>Changing at assembly and sorting. The machines are equivalent to present machines.</p> <p>There are production of similar copper wire products and we have already checked the additional products have no risk on the production.</p>	No risk
Method	The same as current products.	No risk
Man	Using operator certification system. Only certificated operator can work for the production.	No risk
Material	<p>Only use certificated materials.</p> <p>The products has been certificated by reliability test same as existing products and have no risk.</p>	No risk

4M changing points (Wafer process addition)

Process transfer will be performed without change of the basic chip design (chip size, chip patterns).

Item	Check Result	Judgement
Machine	The machines are equivalent to current machines.	No risk
Method	The same as current products.	No risk
Man	Using operator certification system. Only certificated operator can work for the production.	No risk
Material	The same material is used.	No risk

[Renesas.com](https://www.renesas.com)