

Description

The ZWIR4512 enables secure low-power wireless IPv6 communication for sensors and small devices. IDT provides a user-programmable, royalty-free 6LoWPAN stack with mesh routing capability with the ZWIR4512. 6LoWPAN is an Internet Engineering Task Force (IETF) standard for building wireless, low-power IP-based sensor, and device networks. These networks can easily be integrated into existing IT infrastructure or operate autonomously.

Secure communication is provided by standard-compliant implementations of the Internet Protocol Security (IPSec) protocol suite and the Internet Key Exchange Protocol version 2 (IKEv2), which enable highly secure end-to-end communication, including over unsecure network nodes.

The module is powered by an ARM® Cortex™-M3 (ARM, Ltd. trademark) microcontroller and provides a rich set of GPIO and peripheral interfaces. Up to 192kB of flash and 32kB of RAM are available for applications. Different low power modes are provided to save energy in battery-operated devices. The modules provide superior radio properties without the need for complicated external RF design.

Firmware Features

- Serial command interface with built-in security and over-the-air update (OTA) functionality
- Royalty-free library bundle for custom firmware: 6LoWPAN communication library with mesh routing capability; IPSec and IKEv2 security libraries; over-the-air update library; several peripheral libraries

Available Support

- Development Kit
- Programming guide and application notes
- Ethernet, USB and UART gateways
- Free packet sniffer and example programs demonstrating C-API usage
- Windows® (Microsoft Corp. trademark) and Linux® (Linus Torvalds trademark) support tools

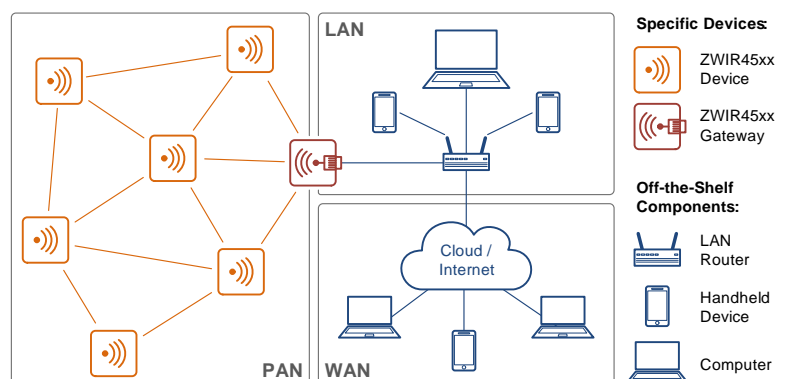
Typical Applications

- The ZWIR4512 serves as a universal secure radio communication module. Typical applications include home and industry automation, health monitoring, smart metering / smart grid applications, and keyless entry systems.
- Its very low current consumption makes the module suitable for battery-operated devices.

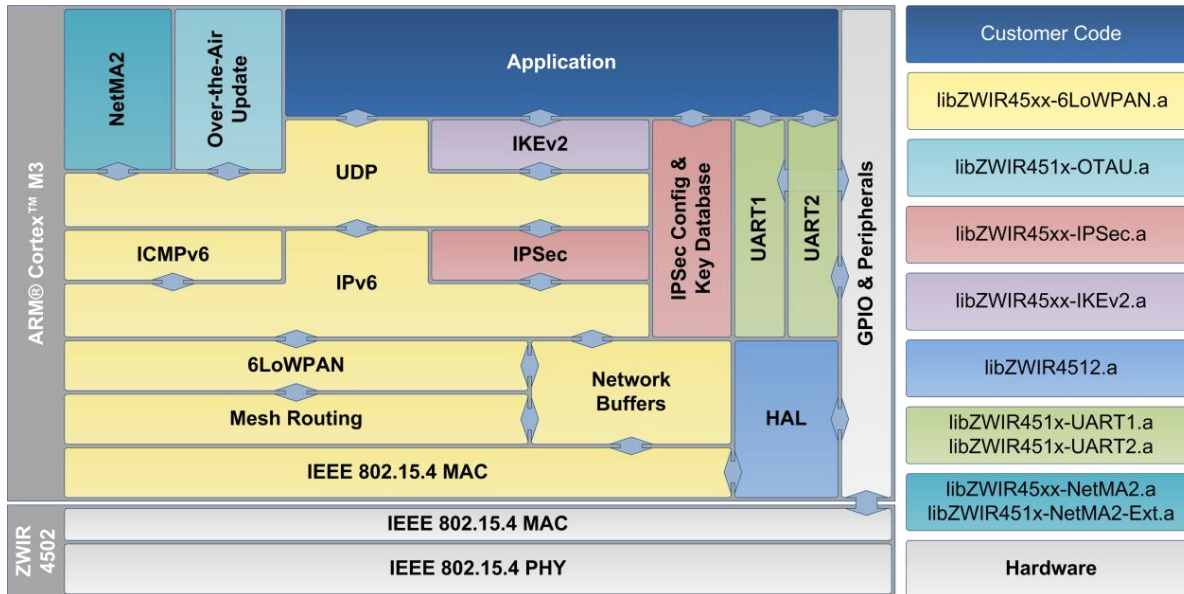
Hardware Features

- License-free 868/915MHz frequency bands
- ARM® Cortex™-M3 32-bit microcontroller
- ≤192kB flash and 32kB RAM for user applications
- Unique EUI64 address
- 4 channels in EU mode; 10 channels in US mode
- 19 (ZWIR4512AC1) or 21 (ZWIR4512AC2) GPIOs with multiplexed peripheral functions:
 - 2 x UART, SPI, 3 x ADC, 2 x DAC, 11 x PWM, USB, CAN, I2C, 8 x timer
 - Several 5V tolerant I/Os available
- Low current consumption: 3.5μA in Standby Mode; 10.5mA in Receive Mode; 16.0mA in Transmit Mode at 0dBm
- Modulation schemes
 - BPSK (20kBps EU, 40kBps US)
 - O-QPSK (100kBps EU, 250kBps US)
- Receiver sensitivity: up to -110dBm
- TX output power: up to 10dBm (US Mode)
- Uniquely simple programmability
- Standard-compliant security solution
- No need for external microcontroller
- Plug-and-play integration into local and wide-area networks
- No RF design required
- 2D barcode label containing MAC address
- Superior radio propagation
- ETSI/FCC certified
- Supply voltage: 2.0V to 3.6V
- Operating temperature: -40°C to +85°C
- 30-pin edge-board contact package or 32-pin land grid array package

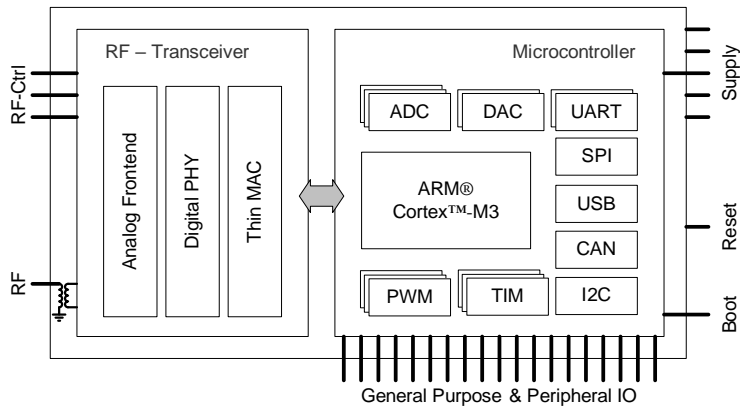
Typical ZWIR4512 Application Setup



Stack Architecture



ZWIR4512 Functional Block Diagram



IMPORTANT NOTICE AND DISCLAIMER

RENESAS ELECTRONICS CORPORATION AND ITS SUBSIDIARIES ("RENESAS") PROVIDES TECHNICAL SPECIFICATIONS AND RELIABILITY DATA (INCLUDING DATASHEETS), DESIGN RESOURCES (INCLUDING REFERENCE DESIGNS), APPLICATION OR OTHER DESIGN ADVICE, WEB TOOLS, SAFETY INFORMATION, AND OTHER RESOURCES "AS IS" AND WITH ALL FAULTS, AND DISCLAIMS ALL WARRANTIES, EXPRESS OR IMPLIED, INCLUDING, WITHOUT LIMITATION, ANY IMPLIED WARRANTIES OF MERCHANTABILITY, FITNESS FOR A PARTICULAR PURPOSE, OR NON-INFRINGEMENT OF THIRD-PARTY INTELLECTUAL PROPERTY RIGHTS.

These resources are intended for developers who are designing with Renesas products. You are solely responsible for (1) selecting the appropriate products for your application, (2) designing, validating, and testing your application, and (3) ensuring your application meets applicable standards, and any other safety, security, or other requirements. These resources are subject to change without notice. Renesas grants you permission to use these resources only to develop an application that uses Renesas products. Other reproduction or use of these resources is strictly prohibited. No license is granted to any other Renesas intellectual property or to any third-party intellectual property. Renesas disclaims responsibility for, and you will fully indemnify Renesas and its representatives against, any claims, damages, costs, losses, or liabilities arising from your use of these resources. Renesas' products are provided only subject to Renesas' Terms and Conditions of Sale or other applicable terms agreed to in writing. No use of any Renesas resources expands or otherwise alters any applicable warranties or warranty disclaimers for these products.

(Disclaimer Rev.1.01)

Corporate Headquarters

TOYOSU FORESIA, 3-2-24 Toyosu,
Koto-ku, Tokyo 135-0061, Japan
www.renesas.com

Contact Information

For further information on a product, technology, the most up-to-date version of a document, or your nearest sales office, please visit www.renesas.com/contact-us/.

Trademarks

Renesas and the Renesas logo are trademarks of Renesas Electronics Corporation. All trademarks and registered trademarks are the property of their respective owners.