

Technical Data of Ceramic Resonator

(*)

New Part No. : CSTLS8M00G53-B0

Previous Part No. : CSTS0800MG03

Applied to HD6437048

Note: Suffix indicates packaging style.

·Lead type

-A0 : Flat pack package(Ho=18mm)

-B0 : Bulk

·SMD type

-R0 : Plastic tape package(\varnothing =180mm)

-B0 : Bulk

(*) Murata changed part number in June of 2001.





The new part number is shown on this sheet with previous part number.

TOYAMA MURATA MANUFACTURING CO., LTD.

Product Engineering Service Section I

Planning Department

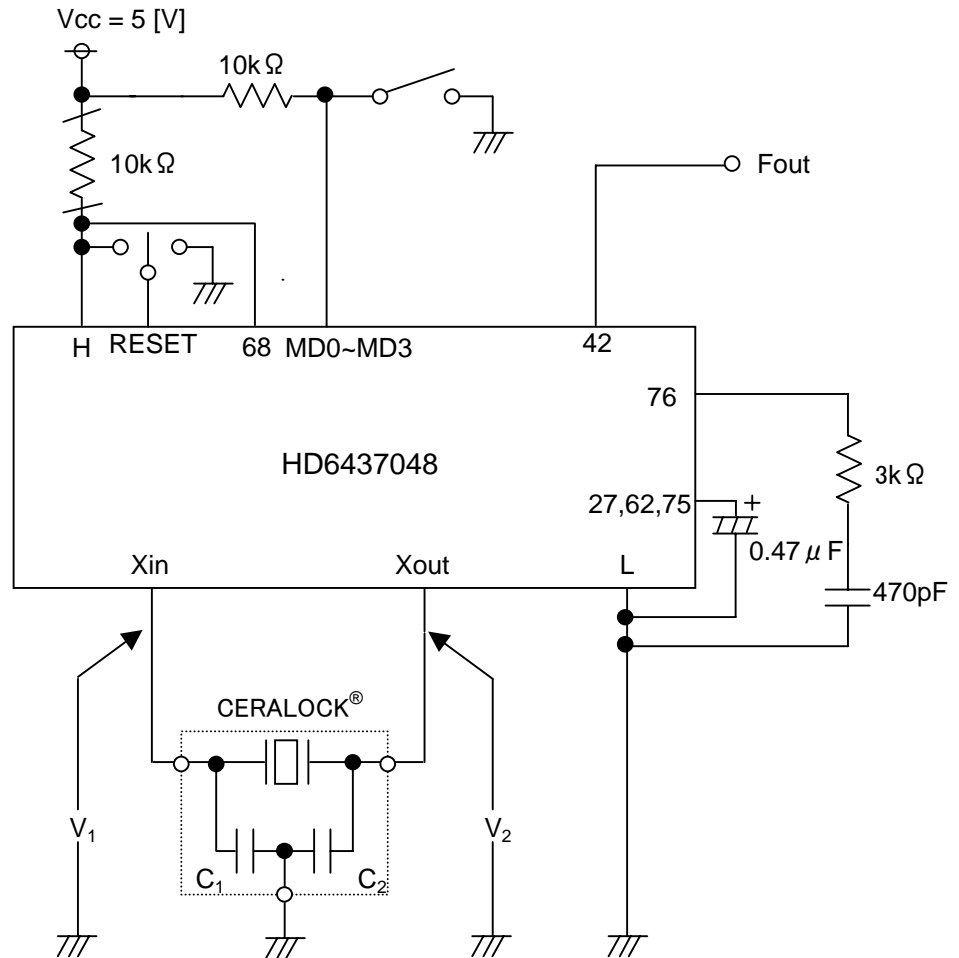
Piezoelectric Components Group

Approved by	Checked by	Checked by	Issued by	Issued Date	Data No.
 K. Kuramoto	 K. Maruno	 K. Masaki	 K. Tagata	Nov 15, 2002	TCD-02-2128

Contents

1.	Test Circuit	1
2.	Temperature Characteristics of Oscillating Frequency, Oscillating Voltage	2
3.	Rise Time, Oscillating Frequency, Oscillating Voltage vs Vcc Characteristics	3

Test Circuit



RESET : 67(H)

MD0 : 72(H)

MD1 : 71(H)

MD2 : 70(H)

MD3 : 69(L)

Xin : 73

Xout : 74

H : 11,27,38,43,65,66

L : 9,24~26,28~37,39~41,64,77

Recommended Value

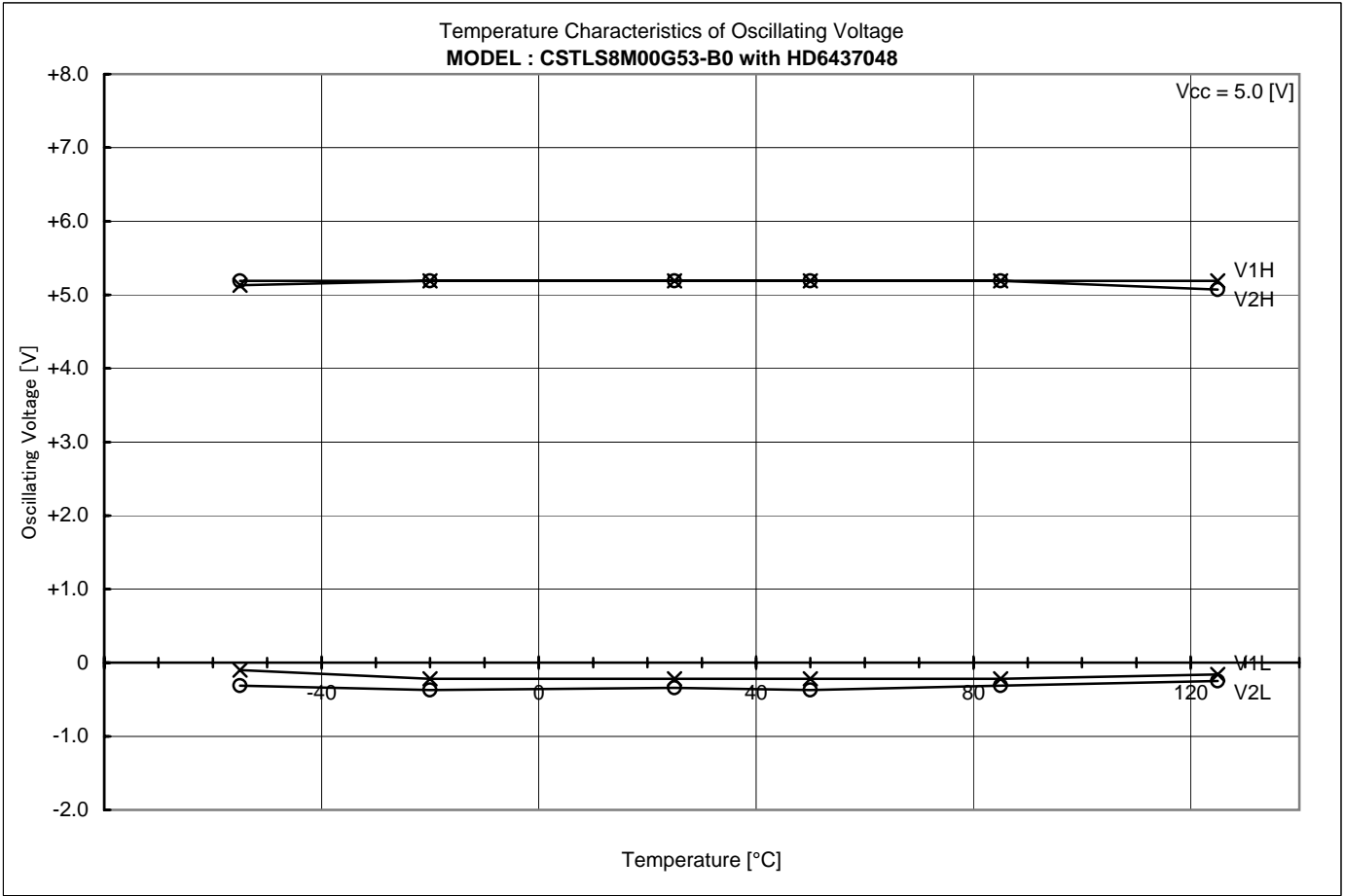
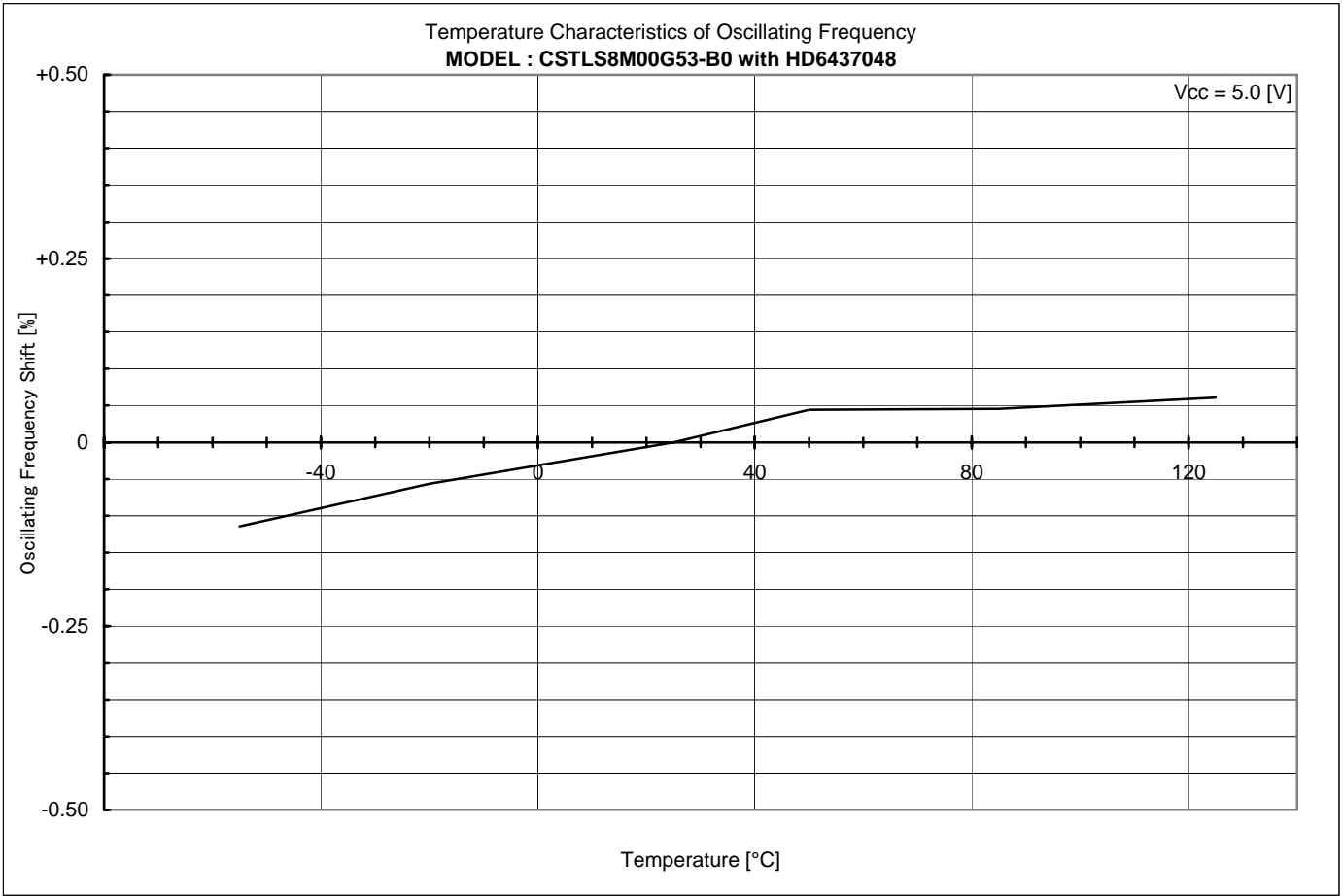
CERALOCK® : CSTLS8M00G53-B0

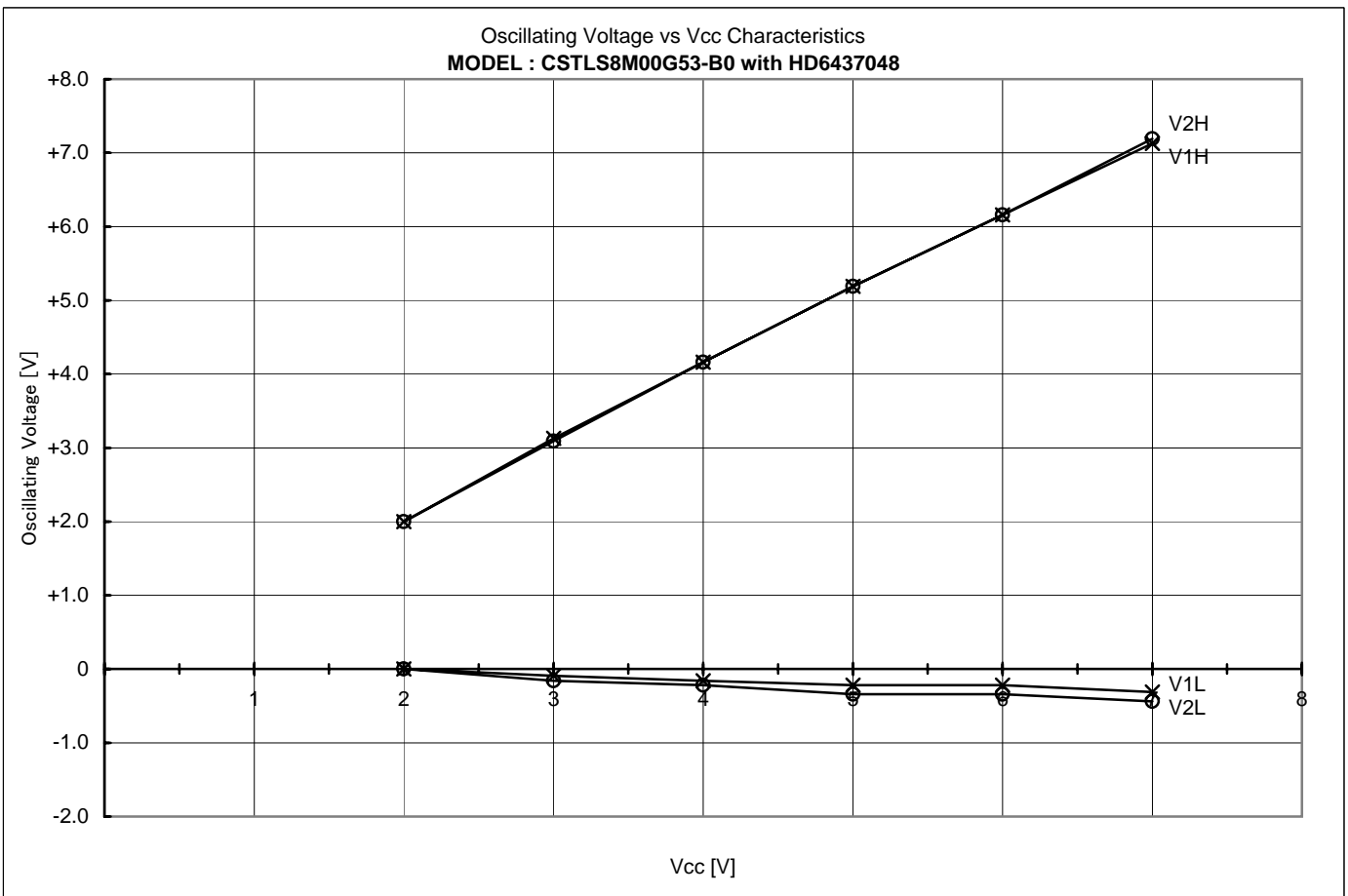
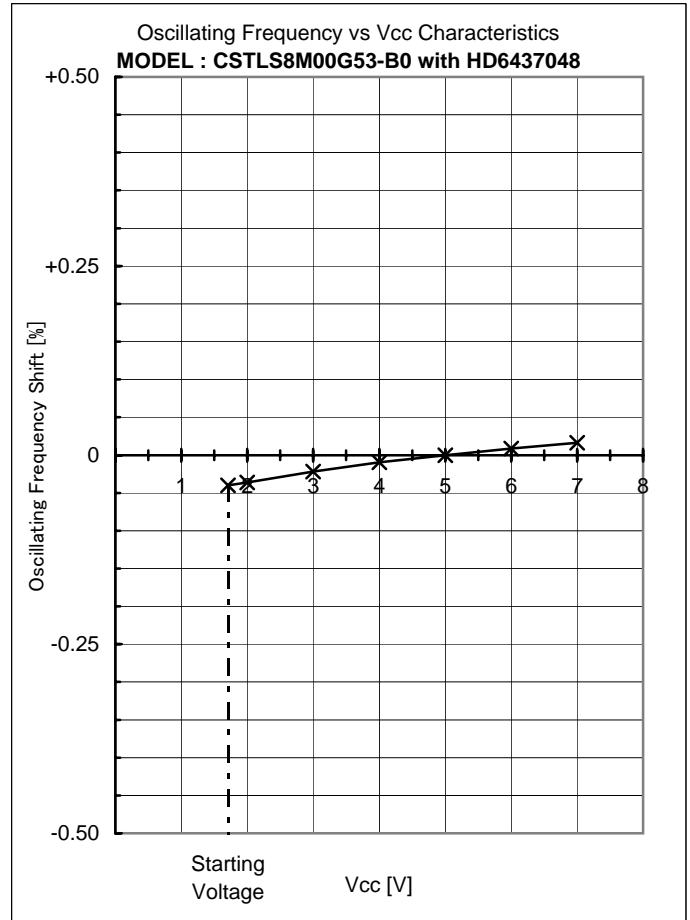
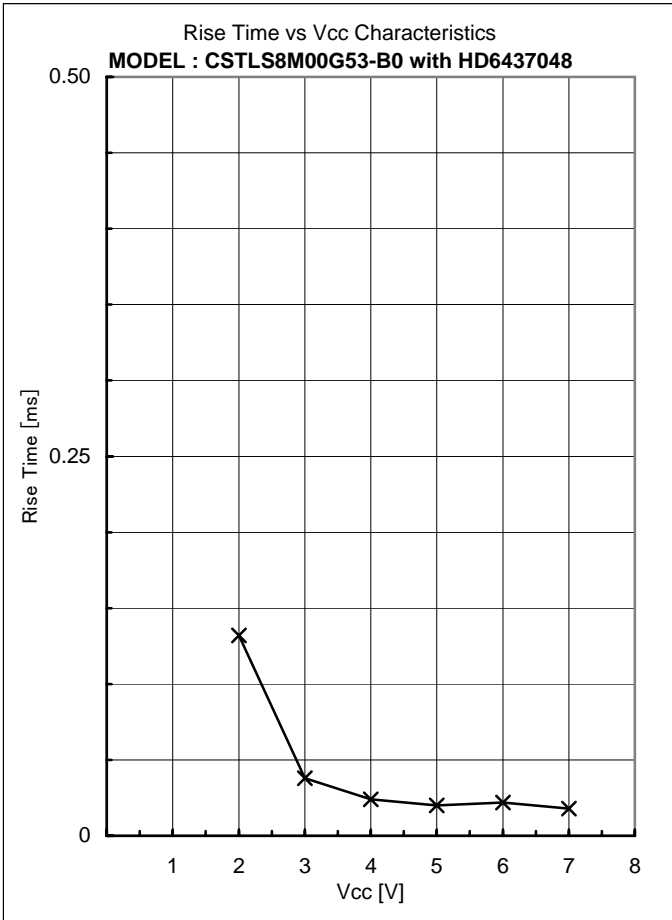
Vcc = 4.0 to 5.5 [V]

C1 = 15 [pF] (Typ.)

C2 = 15 [pF] (Typ.)

Ta = -40 to 85 [°C]





Appendixes

4.	Comparison Table	4
5.	Frequency Correlation Data	5

Comparison Table

IC : No	V1H [V]	V1L [V]	V1p-p [V]	V2H [V]	V2L [V]	V2p-p [V]	Fosc [kHz]	Trise [ms]	Vstart [V]
019	5.19	-0.22	5.41	5.22	-0.34	5.56	8035.029	0.024	1.67
030	5.19	-0.19	5.38	5.22	-0.31	5.53	8034.516	0.026	1.68
167	5.19	-0.22	5.41	5.19	-0.34	5.53	8035.086	0.024	1.70

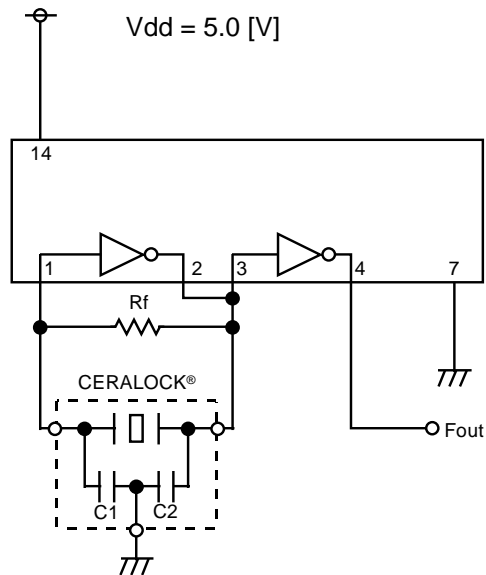
Ref.

Performance described page 2 to 3 were measured with IC No. 167

Frequency Correlation Data

Sample No.	HD6437048 Fosc [kHz]	TC4069UBP Fosc [kHz]	Shift [%]
1	8034.782	8015.666	0.2385
2	8026.362	8007.852	0.2311
3	8030.645	8011.686	0.2366
4	8031.237	8012.835	0.2297
5	8026.739	8006.321	0.2550
-			
X	8029.953	8010.872	0.2382

muRata Standard Circuit



CERALOCK® : CSTLS8M00G53-B0

C1 = 15 [pF]

C2 = 15 [pF]

Rf = 1 [Mohm]