

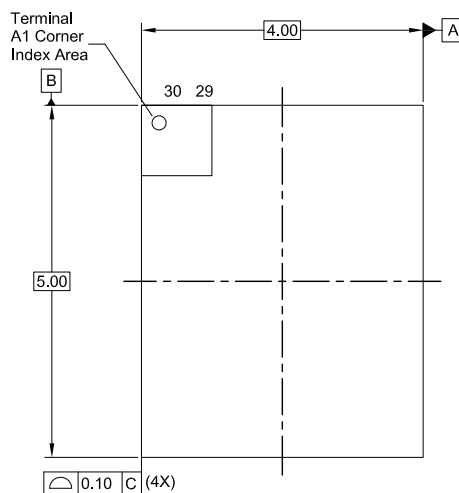
Plastic Packages for Integrated Circuits

Package Outline Drawing

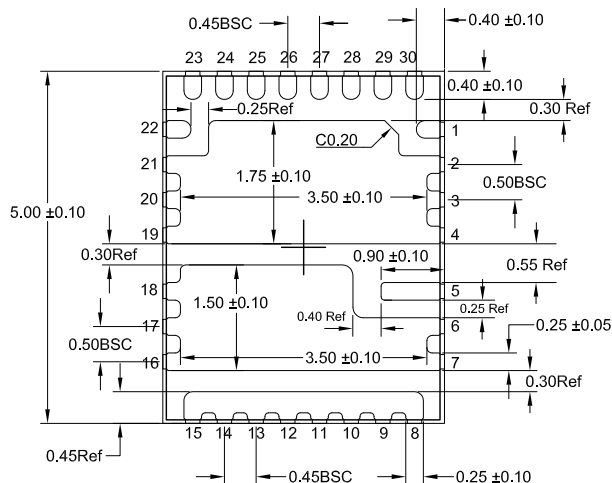
L30.4x5A

30 Lead Power Quad Flat No-Lead Wettable Flank Plastic Package

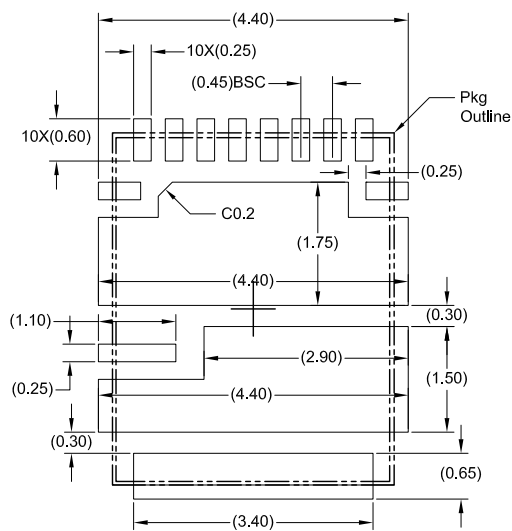
Rev 0, 3/2023



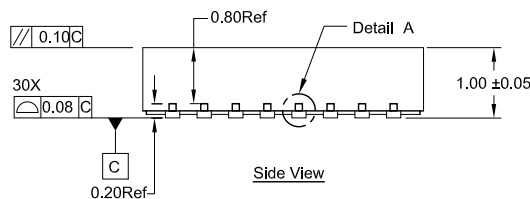
Top View



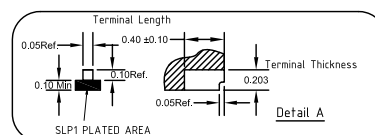
Bottom View



Recommended Land Pattern



Side View



Notes:

1. All dimensions are in mm. Angles in degrees.
2. Coplanarity applies to the exposed pad as well as the terminals.
Coplanarity shall not exceed 0.08mm.
3. Warpage shall not exceed 0.10mm.
4. Package length / package width are considered as special characteristic. (s)
5. Refer JEDEC MO-220.
6. For preliminary reference only