

PRODUCT ADVISORY

Data Sheet Specification Correction for Intersil ZL6105ALAF* Products

**Refer to:
PA12097**

Date: December 21, 2012

December 21, 2012

To: Our Valued Intersil Customers

Subject: **Data Sheet Specification Correction for Intersil ZL6105ALAF* Products**

This advisory is to inform you that Intersil has made corrections to the POD (Package Outline Drawing) referenced in the data sheet specification for the ZL6105ALAF* products. The updates to the POD correct the thickness (height) of the package body. The old and new PODs are contained on following pages. There have been no changes to the package or product itself. The updated data sheet is available on the Intersil web site at <http://www.intersil.com/content/dam/Intersil/documents/fn69/fn6906.pdf>.

Products affected: **ZL6105ALAF ZL6105ALAFT ZL6105ALAFTK**

Intersil will take all necessary actions to conform to agreed upon customer requirements and to ensure the continued high quality and reliability of Intersil products being supplied. Customers may expect to continue receiving product processed to the same established conditions and systems used for manufacturing of material supplied today.

If you have concerns with this advisory, Intersil must hear from you promptly. Please contact the nearest Intersil Sales Office or call the Intersil Corporate line at 1-888-468-3774, in the United States, or 1-321-724-7143 outside of the United States.

Regards,



Jon Brewster
Intersil Corporation

PA12097

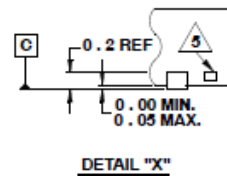
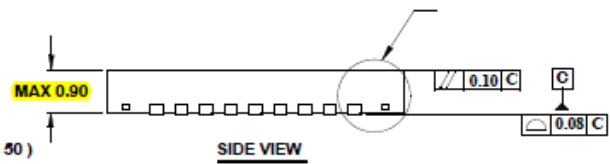
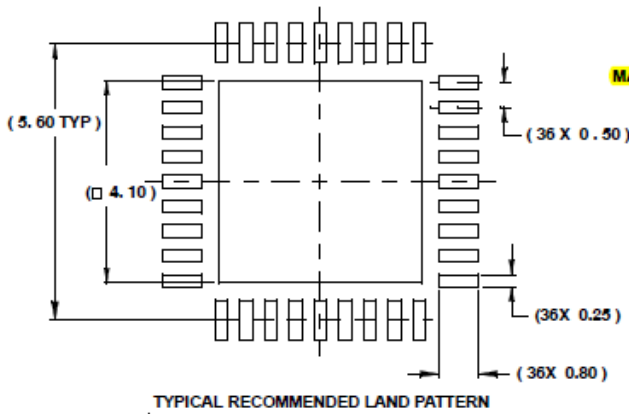
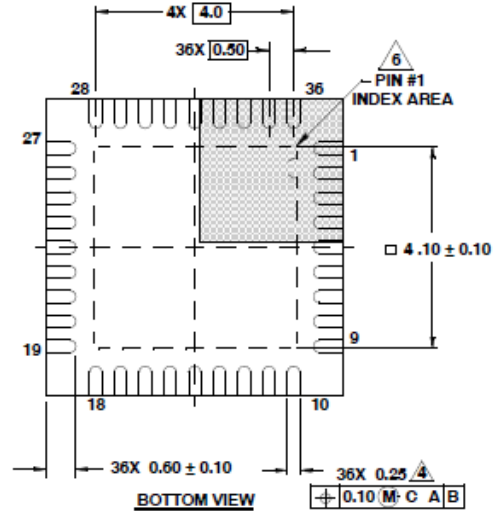
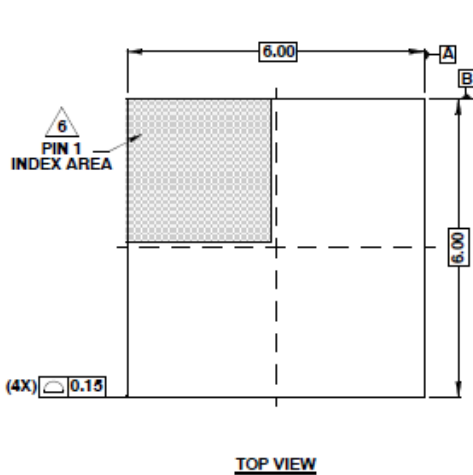
CC: J. Touvell T. Wolter C. Dunlap V. Patwardhan

Old POD L36.6x6A – PA12097

L36.6x6A

36 LEAD QUAD FLAT NO-LEAD PLASTIC PACKAGE

Rev 1, 9/09



NOTES:

1. Dimensions are in millimeters.
Dimensions in () for Reference Only.
2. Dimensioning and tolerancing conform to AMSE Y14.5m-1994.
3. Unless otherwise specified, tolerance : Decimal ± 0.05
4. Dimension b applies to the metallized terminal and is measured between 0.15mm and 0.30mm from the terminal tip.
5. Tiebar shown (if present) is a non-functional feature.
6. The configuration of the pin #1 identifier is optional, but must be located within the zone indicated. The pin #1 identifier may be either a mold or mark feature.
7. Compliant to JEDEC MO-220VJJD.

