

Purpose and Agreement

- This DRAM list for RZ MPUs is intended to **help RZ customers to choose an appropriate DRAM from among the many products**. We have **defined four levels of “Option” on the DRAM list**. The DRAM listed with **Option-1, Option-2, and Option-3 has been verified on different types of real board (see the table below)**. **Option-4 is used to classify devices that have been briefly verified with simulation to provide a wider selection to save on costs and TAT for memory selection**.
- Please use this information for your reference and confirm whether it works with your design through SI/PI verification as your responsibility. Please understand that Renesas will not guarantee that those DRAMs can work with custom boards. Whether it works with your design through signal integrity (SI) and power integrity (PI) verification as.

Definition of Verification Levels

Table A.1 Definition of Verification Levels

Verification Level	Overview	Deliverables	Notes
Option-1	DRAM operation and characteristics are verified with an EVK by Renesas.	PCB reference design data, PCB design guide	Deliverables can be downloaded from each product page on the Renesas website.
Option-2	DRAM operation and characteristics are verified with an internal board by Renesas.	None	Deliverables are not for disclosure due to the use of a Renesas-internal board.
Option-3	DRAM operation and characteristics are verified with a physical board by a 3rd party.	Verification report	Contact the listed 3rd party for details.
Option-4	SI and/or PI is simulated without a physical board by a 3rd party.	None	Contact the listed 3rd party for details.

Table of Contents

1. DRAM List.....	3
1.1 RZ/G2 Group	3
1.2 RZ/Five Group	4
1.3 RZ/G3 Group	4
1.4 RZ/V2 Group.....	5
1.5 RZ/T2 Group.....	6
1.6 RZ/N2 Group	6
1.7 RZ/A Group.....	7
2. SI/PI Simulation Partner	8
REVISION HISTORY	9

1. DRAM List

Note

Micron DRAM devices may have different rank configurations even when they share the same part number, depending on the revision. When using Micron DRAM, be sure to verify the number of ranks.

1.1 RZ/G2 Group

The table describes information on DRAM for use with devices of the RZ/G2 group.

You can also refer to the [RZ/G series web page](#) for more information on included products and related Evaluation Kits (EVKs).

Table 1.1 RZ/G2 Group

Product Group	Memory Type	Density	Bus Size	Rank	Maker	Memory Part Number	Validated by	Options
RZ/G2L 15x15mm 21x21mm LFBGA	DDR4	16 Gb	16 bits	1 rank	Micron	MT40A1G16KD-062E:E	Renesas Electronics	Option-1
	DDR4	8 Gb	16 bits	1 rank	Nanya	NT5AD512M16C4-JRI	Renesas Electronics	Option-1
	DDR4	8 Gb	16 bits	1 rank	Winbond	W668GG6TB-06	Winbond	Option-3
	DDR4	16 Gb	16 bits	1 rank	Samsung	K4AAG165WA-BCTD	Aurora Systems	Option-4
	DDR4	16 Gb	16 bits	1 rank	Alliance	AS4C1G16D4	Aurora Systems	Option-4
RZ/G2LC 13x13mm LFBGA	DDR4	8 Gb	16 bits	1 rank	Micron	MT40A512M16LY-062EIT:E	Renesas Electronics	Option-1
	DDR3L	4 Gb	16 bits	1 rank	Micron	MT41K256M16TW-107 XIT:P	Renesas Electronics	Option-2
RZ/G2UL 13x13mm LFBGA	DDR4	8 Gb	16 bits	1 rank	Micron	MT40A512M16LY-062EIT:E	Renesas Electronics	Option-1
	DDR3L	4 Gb	16 bits	1 rank	Micron	MT41K256M16TW-107 IT	Renesas Electronics	Option-2
RZ/G2H 29x29mm FCBGA	LPDDR4	16 Gb	32 bits	1 rank	Samsung	K4F6E3S4HM-MGCJ	Renesas Electronics	Option-1
RZ/G2M 29x29mm FCBGA	LPDDR4	16 Gb	32 bits	1 rank	Samsung	K4F6E3S4HM-MGCJ	Renesas Electronics	Option-1
RZ/G2N 29x29mm FCBGA	LPDDR4	16 Gb	32 bits	1 rank	Samsung	K4F6E3S4HM-MGCJ	Renesas Electronics	Option-1
RZ/G2E 29x29mm FCBGA	DDR3L	4 Gb	32 bits	1 rank	Winbond	W634GU8NB11	Renesas Electronics	Option-1

1.2 RZ/Five Group

The table describes information on DRAM for use with devices of the RZ/Five group.

You can also refer to the [RZ/G series web page](#) for more information on included products and related Evaluation Kits (EVKs).

Table 1.2 RZ/Five Group

Product Group	Memory Type	Density	Bus Size	Rank	Maker	Memory Part Number	Validated by	Options
RZ/Five 11x11mm 13x13mm LFBGA	DDR4	8 Gb	16 bits	1 rank	Micron	MT40A512M16LY-062EIT:E	Renesas Electronics	Option-1
	DDR3L	4 Gb	16 bits	1 rank	Micron	MT41K256M16TW-107 IT	Renesas Electronics	Option-1

1.3 RZ/G3 Group

The table describes information on DRAM for use with devices of the RZ/G3 group.

You can also refer to the [RZ/G series web page](#) for more information on included products and related Evaluation Kits (EVKs).

Table 1.3 RZ/G3 Group

Product Group	Memory Type	Density	Bus Size	Rank	Maker	Memory Part Number	Validated by	Options
RZ/G3S 13x13mm 14x14mm LFBGA	LPDDR4	8 Gb	16 bits	1 rank	Micron	MT53E512M16D1FW-046WT	Renesas Electronics	Option-1
	DDR4	16 Gb	16 bits	1 rank	Micron	MT40A2G16TB-062E:F	Renesas Electronics	Option-1
	LPDDR4	8 Gb	16 bits	1 rank	Nanya	NT6AN512M16AV-J1I	Renesas Electronics	Option-1
	LPDDR4	4 Gb	16 bits	1 rank	Winbond	W66CP6RBQAFJ	Memory Manufacturer	Option-3
	LPDDR4	8 Gb	16 bits	1 rank	ISSI	IS43/46LQ16512B	Aurora Systems	Option-4
RZ/G3E 15x15mm 21x21mm FCBGA	LPDDR4X	32 Gb	32 bits	1 rank	Micron	MT53E1G32D2FW-046 WT:C	Renesas Electronics	Option-1
	LPDDR4	64 Gb	32 bits	2 ranks	Micron	MT53E2G32D4DE-046 AIT:C	Renesas Electronics	Option-2
	LPDDR4	32 Gb	32 bits	1 rank	Micron	MT53E1G32D2FW	Renesas Electronics	Option-2
	LPDDR4X	32 Gb	32 bits	1 rank	Nanya	NT6AP1024F32BV-J1	Aurora Systems	Option-4
	LPDDR4X	32 Gb	32 bits	1 rank	Alliance	AS4C1G32MD4V-046BIN	Aurora Systems	Option-4
	LPDDR4X	32 Gb	32 bits	1 rank	ISSI	IS43/46LQ32K01B	Aurora Systems	Option-4

1.4 RZ/V2 Group

The table describes information on DRAM for use with devices of the RZ/V2 group.

You can also refer to the [RZ/V series web page](#) for more information on included products and related Evaluation Kits (EVKs).

Table 1.4 RZ/V2 Group

Product Group	Memory Type	Density	Bus Size	Rank	Maker	Memory Part Number	Validated by	Options
RZ/V2L 15x15mm 21x21mm LFBGA	DDR4	16 Gb	16 bits	1 rank	Micron	MT40A1G16KD-062E:E	Renesas Electronics	Option-1
	DDR4	8 Gb	16 bits	1 rank	Micron	MT53D512M16D1DS-046	Renesas Electronics	Option-1
	DDR4	16 Gb	16 bits	1 rank	Samsung	K4AAG165WA-BCTD	Aurora Systems	Option-4
	DDR4	16 Gb	16 bits	1 rank	Alliance	AS4C1G16D4	Aurora Systems	Option-4
RZ/V2M/MA 15x15mm FCBGA	LPDDR4	64 Gb	32 bits	1 rank	Micron	MT53E1024M32D4DT-053 AIT:D	Renesas Electronics	Option-1
	LPDDR4	64 Gb	32 bits	1 rank	Micron	MT53E1G32D2NP-046 WT:B	Renesas Electronics	Option-1
RZ/V2H 19x19mm FCBGA	LPDDR4X	64 Gb	32 bits	2 ranks	Micron	MT53E2G32D4DE-046 AIT:C	Renesas Electronics	Option-1
	LPDDR4X	64 Gb	32 bits	2 ranks	Micron	MT53E2G32D4DE-046 WT:C	Aurora Systems	Option-4
	LPDDR4X	32 Gb	32 bits	1 rank	Micron	MT53E1G32D2FW-046	Aurora Systems	Option-4
	LPDDR4X	32 Gb	32 bits	1 rank	Nanya	NT6AP1024F32BV-J1	Aurora Systems	Option-4
	LPDDR4X	32 Gb	32 bits	1 rank	Alliance	AS4C1G32MD4V-046BIN	Aurora Systems	Option-4
	LPDDR4X	32 Gb	32 bits	1 rank	ISSI	IS43/46LQ32K01B	Aurora Systems* ¹	Option-4
RZ/V2N 15x15mm FCBGA	LPDDR4X	64 Gb	32 bits	2 ranks	Micron	MT53E2G32D4DE-046 AIT:C	Renesas Electronics	Option-1
	LPDDR4X	64 Gb	32 bits	2 ranks	Micron	MT53E2G32D4DE-046 WT:C	Renesas Electronics	Option-1
	LPDDR4X	32 Gb	32 bits	1 rank	ISSI	IS43/46LQ32K01B	Aurora Systems* ¹	Option-4

Note 1. You will need to use SI simulation to adjust your layout. A few items for verification were subject to failure on RZ/V2H or RZ/V2N EVKs.

1.5 RZ/T2 Group

The table describes information on DRAM for use with devices of the RZ/T2 group.

You can also refer to the [RZ/T series web page](#) for more information on included products and related Evaluation Kits (EVKs).

Table 1.5 RZ/T2 Group

Product Group	Memory Type	Density	Bus Size	Rank	Maker	Memory Part Number	Validated by	Options
RZ/T2H 23x23mm FCBGA	LPDDR4	64 Gb	32 bits	2 ranks	Micron	MT53E2G32D4DE-046 WT:C	Renesas Electronics	Option-1
	LPDDR4	32 Gb	32 bits	2 ranks	Nanya	NT6AN1024F32AV-J2I	Aurora Systems* ¹	Option-4
	LPDDR4	32 Gb	32 bits	2 ranks	ISSI	IS43LQ32K01B	Aurora Systems* ^{1,2}	Option-4

Note 1. Validated by SI simulation using the reference design layout included in the [RZ/T2H Group DDR design contents](#)

Note 2. Adjustment of the CKE signal damping resistor is required.

1.6 RZ/N2 Group

The table describes information on DRAM for use with devices of the RZ/N2 group.

You can also refer to the [RZ/N series web page](#) for more information on included products and related Evaluation Kits (EVKs).

Table 1.6 RZ/N2 Group

Product Group	Memory Type	Density	Bus Size	Rank	Maker	Memory Part Number	Validated by	Options
RZ/N2H 21x21mm FCBGA	LPDDR4	64 Gb	32 bits	2 ranks	Micron	MT53E2G32D4DE-046 WT:C	Renesas Electronics	Option-1
	LPDDR4	32 Gb	32 bits	2 ranks	Nanya	NT6AN1024F32AV-J2I	Aurora Systems* ¹	Option-4
	LPDDR4	32 Gb	32 bits	2 ranks	ISSI	IS43LQ32K01B	Aurora Systems* ^{1,2}	Option-4

Note 1. Validated by SI simulation using the reference design layout included in the [RZ/N2H Group DDR design contents](#)

Note 2. Adjustment of the CKE signal damping resistor is required.

1.7 RZ/A Group

The table describes information on DRAM for use with devices of the RZ/A group.

You can also refer to the [RZ/A series web page](#) for more information on included products and related Evaluation Kits (EVKs).

Table 1.7 RZ/A Group


Product Group	Memory Type	Density	Bus Size	Rank	Maker	Memory Part Number	Validated by	Options
RZ/A3UL 13x13mm	DDR4	8 Gb	16 bits	1 ranks	Micron	MT40A512M16LY-062EIT:E	Renesas Electronics	Option-1
LFBGA	DDR3L	4 Gb	16 bits	1 ranks	Micron	MT41K256M16TW-107 IT	Renesas Electronics	Option-2

2. SI/PI Simulation Partner


Renesas recommends that you rely on a PCB verification service vendor for SI/PI simulation if you have no experience in SI/PI or if you encounter any problems in SI/PI simulation etc.

■ [Aurora System PCB Verification Services | Renesas](#)

- Is a partner within the Renesas Ready Partner Network.
- Executed SI/PI simulation of the combination of RZ and DDR memory devices defined with “Option-4” as the recommendation level.
- Can provide the simulation report.
- **Their experience can help by offering a smooth SI/PI simulation service for RZ family devices within shorter TATs.**


Aurora System

RZ Ecosystem Partner Solution
Aurora System PCB Verification Services




Solution Summary

Based on Aurora's proprietary SI/PI verification platform that incorporates the industrial leading-edge simulation software, our service ensures simulation accuracy and fast turn-around time for the [RZ Family of MPUs](#) in which some RZ MPUs have high-speed parallel memory interfaces(DDR4/LPDDR4). Aurora's Signal Integrity (SI) simulation services ensure your PCB design meets the RZ PCB verification guide as well as each interface's specifications. Aurora's Power Integrity (PI) simulation services verify your PCB design meets based on the RZ power verification guide.

Features/Benefits

- High-Speed Parallel Interface Analysis – DDR3/DDR4/DDR5/LPDDR4/LPDDR5/ONFI
- High-Speed Serial Interface Analysis – PCI Express/HDMI/MIPI/USB/Ethernet etc.
- Low-Speed General Purpose I/F Analysis – I2C/SPI/I2S etc
- Power Integrity Analysis – AC/DC/Transient Analysis, Decap Optimization
- Thermal Analysis / EMI Analysis

Diagrams/Graphics



Target Markets and Applications

• IoT applications	• Industrial controls
• Consumer electronics	• Smart buildings
• Artificial intelligence	• HMI
• Computing infrastructure	• Communication

<https://www.aurora-system.com/en/>

2024.12

REVISION HISTORY	RZ Family DRAM List Application Note
------------------	--------------------------------------

Rev.	Date	Description	
		Page	Summary
1.00	Sep 1, 2025	—	First edition issued
1.01	Sep 17, 2025	3	Typo RZ/G2L DDR4[1GByte] → DDR4[2GByte]
1.02	Feb 10, 2026	1	Redefined options
		3	Added Winbond product to the DRAM list for RZ/G2L
		3 to 6	Renewed format of the DRAM list by adding "rank" information
1.03	Feb 24, 2026	1	Redefined options
		3	Deleted several DRAMs from the list because their verification had not been completed.
1.04	Mar 24, 2026	3 to 6	Added ISSI product to the DRAM lists for RZ/G2L, RZ/G3S, RZ/G3E, RZ/V2H and RZ/V2N
		6	Added RZ/A3UL
1.05	Jun 29, 2026	3	Note, added
		4	Added Winbond product to the DRAM list for RZ/G3S
		5	Part numbers of ISSI DRAM device, modified
		6	Added Nanya and ISSI product to the DRAM list for RZ/T2H and RZ/N2H

General Precautions in the Handling of Microprocessing Unit and Microcontroller Unit Products

The following usage notes are applicable to all Microprocessing unit and Microcontroller unit products from Renesas. For detailed usage notes on the products covered by this document, refer to the relevant sections of the document as well as any technical updates that have been issued for the products.

1. Precaution against Electrostatic Discharge (ESD)

A strong electrical field, when exposed to a CMOS device, can cause destruction of the gate oxide and ultimately degrade the device operation. Steps must be taken to stop the generation of static electricity as much as possible, and quickly dissipate it when it occurs. Environmental control must be adequate. When it is dry, a humidifier should be used. This is recommended to avoid using insulators that can easily build up static electricity.

Semiconductor devices must be stored and transported in an anti-static container, static shielding bag or conductive material. All test and measurement tools including work benches and floors must be grounded. The operator must also be grounded using a wrist strap. Semiconductor devices must not be touched with bare hands. Similar precautions must be taken for printed circuit boards with mounted semiconductor devices.

2. Processing at power-on

The state of the product is undefined at the time when power is supplied. The states of internal circuits in the LSI are indeterminate and the states of register settings and pins are undefined at the time when power is supplied. In a finished product where the reset signal is applied to the external reset pin, the states of pins are not guaranteed from the time when power is supplied until the reset process is completed. In a similar way, the states of pins in a product that is reset by an on-chip power-on reset function are not guaranteed from the time when power is supplied until the power reaches the level at which resetting is specified.

3. Input of signal during power-off state

Do not input signals or an I/O pull-up power supply while the device is powered off. The current injection that results from input of such a signal or I/O pull-up power supply may cause malfunction and the abnormal current that passes in the device at this time may cause degradation of internal elements. Follow the guideline for input signal during power-off state as described in your product documentation.

4. Handling of unused pins

Handle unused pins in accordance with the directions given under handling of unused pins in the manual. The input pins of CMOS products are generally in the high-impedance state. In operation with an unused pin in the open-circuit state, extra electromagnetic noise is induced in the vicinity of the LSI, an associated shoot-through current flows internally, and malfunctions occur due to the false recognition of the pin state as an input signal become possible.

5. Clock signals

After applying a reset, only release the reset line after the operating clock signal becomes stable. When switching the clock signal during program execution, wait until the target clock signal is stabilized. When the clock signal is generated with an external resonator or from an external oscillator during a reset, ensure that the reset line is only released after full stabilization of the clock signal. Additionally, when switching to a clock signal produced with an external resonator or by an external oscillator while program execution is in progress, wait until the target clock signal is stable.

6. Voltage application waveform at input pin

Waveform distortion due to input noise or a reflected wave may cause malfunction. If the input of the CMOS device stays in the area between V_{IL} (Max.) and V_{IH} (Min.) due to noise, for example, the device may malfunction. Take care to prevent chattering noise from entering the device when the input level is fixed, and also in the transition period when the input level passes through the area between V_{IL} (Max.) and V_{IH} (Min.).

7. Prohibition of access to reserved addresses

Access to reserved addresses is prohibited. The reserved addresses are provided for possible future expansion of functions. Do not access these addresses as the correct operation of the LSI is not guaranteed.

8. Differences between products

Before changing from one product to another, for example to a product with a different part number, confirm that the change will not lead to problems. The characteristics of a microprocessing unit or microcontroller unit products in the same group but having a different part number might differ in terms of internal memory capacity, layout pattern, and other factors, which can affect the ranges of electrical characteristics, such as characteristic values, operating margins, immunity to noise, and amount of radiated noise. When changing to a product with a different part number, implement a system-evaluation test for the given product.

Notice

1. Descriptions of circuits, software and other related information in this document are provided only to illustrate the operation of semiconductor products and application examples. You are fully responsible for the incorporation or any other use of the circuits, software, and information in the design of your product or system. Renesas Electronics disclaims any and all liability for any losses and damages incurred by you or third parties arising from the use of these circuits, software, or information.
2. Renesas Electronics hereby expressly disclaims any warranties against and liability for infringement or any other claims involving patents, copyrights, or other intellectual property rights of third parties, by or arising from the use of Renesas Electronics products or technical information described in this document, including but not limited to, the product data, drawings, charts, programs, algorithms, and application examples.
3. No license, express, implied or otherwise, is granted hereby under any patents, copyrights or other intellectual property rights of Renesas Electronics or others.
4. You shall be responsible for determining what licenses are required from any third parties, and obtaining such licenses for the lawful import, export, manufacture, sales, utilization, distribution or other disposal of any products incorporating Renesas Electronics products, if required.
5. You shall not alter, modify, copy, or reverse engineer any Renesas Electronics product, whether in whole or in part. Renesas Electronics disclaims any and all liability for any losses or damages incurred by you or third parties arising from such alteration, modification, copying or reverse engineering.
6. Renesas Electronics products are classified according to the following two quality grades: "Standard" and "High Quality". The intended applications for each Renesas Electronics product depends on the product's quality grade, as indicated below.

"Standard": Computers; office equipment; communications equipment; test and measurement equipment; audio and visual equipment; home electronic appliances; machine tools; personal electronic equipment; industrial robots; etc.

"High Quality": Transportation equipment (automobiles, trains, ships, etc.); traffic control (traffic lights); large-scale communication equipment; key financial terminal systems; safety control equipment; etc.

Unless expressly designated as a high reliability product or a product for harsh environments in a Renesas Electronics data sheet or other Renesas Electronics document, Renesas Electronics products are not intended or authorized for use in products or systems that may pose a direct threat to human life or bodily injury (artificial life support devices or systems; surgical implantations; etc.), or may cause serious property damage (space system; undersea repeaters; nuclear power control systems; aircraft control systems; key plant systems; military equipment; etc.). Renesas Electronics disclaims any and all liability for any damages or losses incurred by you or any third parties arising from the use of any Renesas Electronics product that is inconsistent with any Renesas Electronics data sheet, user's manual or other Renesas Electronics document.
7. No semiconductor product is absolutely secure. Notwithstanding any security measures or features that may be implemented in Renesas Electronics hardware or software products, Renesas Electronics shall have absolutely no liability arising out of any vulnerability or security breach, including but not limited to any unauthorized access to or use of a Renesas Electronics product or a system that uses a Renesas Electronics product. RENESAS ELECTRONICS DOES NOT WARRANT OR GUARANTEE THAT RENESAS ELECTRONICS PRODUCTS, OR ANY SYSTEMS CREATED USING RENESAS ELECTRONICS PRODUCTS WILL BE INVULNERABLE OR FREE FROM CORRUPTION, ATTACK, VIRUSES, INTERFERENCE, HACKING, DATA LOSS OR THEFT, OR OTHER SECURITY INTRUSION ("Vulnerability Issues"). RENESAS ELECTRONICS DISCLAIMS ANY AND ALL RESPONSIBILITY OR LIABILITY ARISING FROM OR RELATED TO ANY VULNERABILITY ISSUES. FURTHERMORE, TO THE EXTENT PERMITTED BY APPLICABLE LAW, RENESAS ELECTRONICS DISCLAIMS ANY AND ALL WARRANTIES, EXPRESS OR IMPLIED, WITH RESPECT TO THIS DOCUMENT AND ANY RELATED OR ACCOMPANYING SOFTWARE OR HARDWARE, INCLUDING BUT NOT LIMITED TO THE IMPLIED WARRANTIES OF MERCHANTABILITY, OR FITNESS FOR A PARTICULAR PURPOSE.
8. When using Renesas Electronics products, refer to the latest product information (data sheets, user's manuals, application notes, "General Notes for Handling and Using Semiconductor Devices" in the reliability handbook, etc.), and ensure that usage conditions are within the ranges specified by Renesas Electronics with respect to maximum ratings, operating power supply voltage range, heat dissipation characteristics, installation, etc. Renesas Electronics disclaims any and all liability for any malfunctions, failure or accident arising out of the use of Renesas Electronics products outside of such specified ranges.
9. Although Renesas Electronics endeavors to improve the quality and reliability of Renesas Electronics products, semiconductor products have specific characteristics, such as the occurrence of failure at a certain rate and malfunctions under certain use conditions. Unless designated as a high reliability product or a product for harsh environments in a Renesas Electronics data sheet or other Renesas Electronics document, Renesas Electronics products are not subject to radiation resistance design. You are responsible for implementing safety measures to guard against the possibility of bodily injury, injury or damage caused by fire, and/or danger to the public in the event of a failure or malfunction of Renesas Electronics products, such as safety design for hardware and software, including but not limited to redundancy, fire control and malfunction prevention, appropriate treatment for aging degradation or any other appropriate measures. Because the evaluation of microcomputer software alone is very difficult and impractical, you are responsible for evaluating the safety of the final products or systems manufactured by you.
10. Please contact a Renesas Electronics sales office for details as to environmental matters such as the environmental compatibility of each Renesas Electronics product. You are responsible for carefully and sufficiently investigating applicable laws and regulations that regulate the inclusion or use of controlled substances, including without limitation, the EU RoHS Directive, and using Renesas Electronics products in compliance with all these applicable laws and regulations. Renesas Electronics disclaims any and all liability for damages or losses occurring as a result of your noncompliance with applicable laws and regulations.
11. Renesas Electronics products and technologies shall not be used for or incorporated into any products or systems whose manufacture, use, or sale is prohibited under any applicable domestic or foreign laws or regulations. You shall comply with any applicable export control laws and regulations promulgated and administered by the governments of any countries asserting jurisdiction over the parties or transactions.
12. It is the responsibility of the buyer or distributor of Renesas Electronics products, or any other party who distributes, disposes of, or otherwise sells or transfers the product to a third party, to notify such third party in advance of the contents and conditions set forth in this document.
13. This document shall not be reprinted, reproduced or duplicated in any form, in whole or in part, without prior written consent of Renesas Electronics.
14. Please contact a Renesas Electronics sales office if you have any questions regarding the information contained in this document or Renesas Electronics products.

(Note1) "Renesas Electronics" as used in this document means Renesas Electronics Corporation and also includes its directly or indirectly controlled subsidiaries.

(Note2) "Renesas Electronics product(s)" means any product developed or manufactured by or for Renesas Electronics.

(Rev.5.0-1 October 2020)

Corporate Headquarters

TOYOSU FORESIA, 3-2-24 Toyosu,
Koto-ku, Tokyo 135-0061, Japan

www.renesas.com

Contact information

For further information on a product, technology, the most up-to-date version of a document, or your nearest sales office, please visit:

www.renesas.com/contact/

Trademarks

Renesas and the Renesas logo are trademarks of Renesas Electronics Corporation. All trademarks and registered trademarks are the property of their respective owners.