

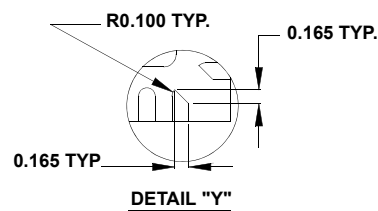
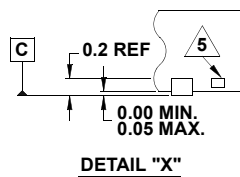
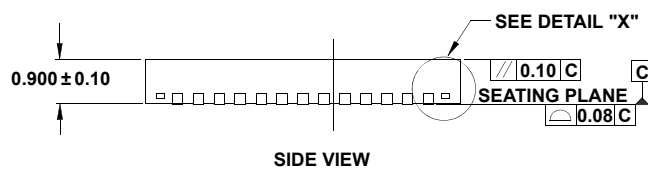
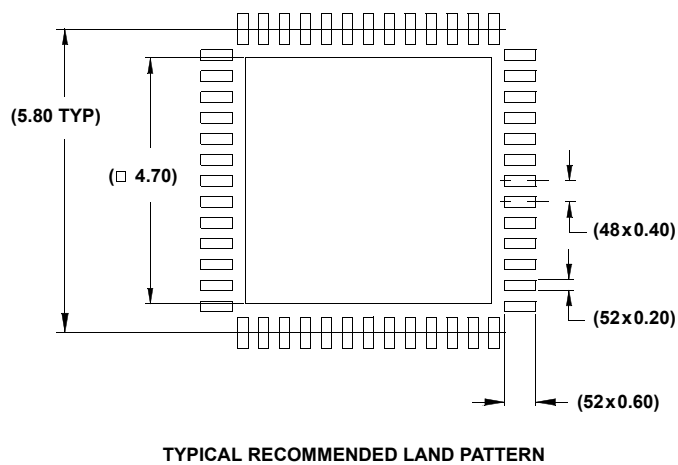
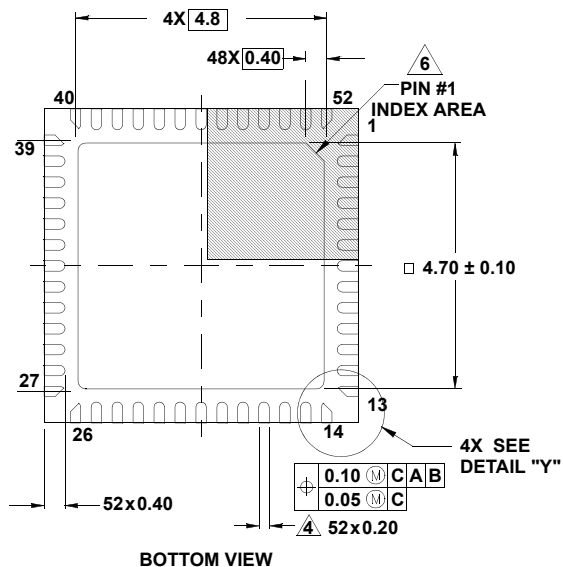
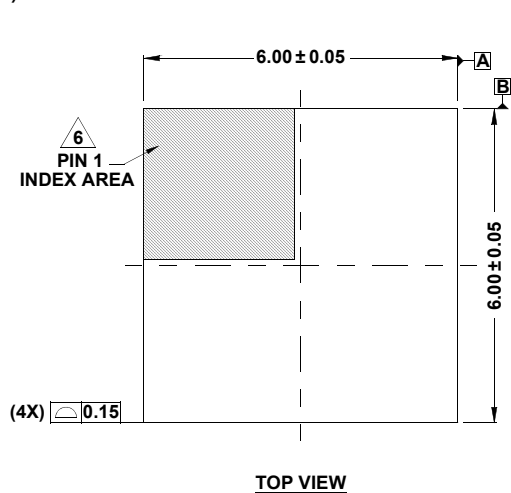
Plastic Packages for Integrated Circuits

Package Outline Drawing

L52.6X6A

52 LEAD QUAD FLAT NO-LEAD PLASTIC PACKAGE CHAMFERED CORNER LEADS

Rev 1, 7/14



NOTES:

1. Dimensions are in millimeters.
Dimensions in () for Reference Only.
2. Dimensioning and tolerancing conform to ASME Y14.5m-1994.
3. Unless otherwise specified, tolerance: Decimal ± 0.05
4. Dimension applies to the metallized terminal and is measured between 0.15mm and 0.30mm from the terminal tip.
5. Tiebar shown (if present) is a non-functional feature.
6. The configuration of the pin #1 identifier is optional, but must be located within the zone indicated. The pin #1 identifier may be either a mold or mark feature.