

This document is an overview of Renesas Network Search Engine (NSE) Control IP solution.

Contents

1. NSE Control IP Solution	2
1.1 Introduction	2
1.2 Target Applications	3
1.3 What's NSE?	4
1.4 Control IP Features	5
1.5 Control IP API	6
1.6 Configurations	7
2. Development Support Environment	8
2.1 Reference Design with Verified Interoperability	8
Appendix	9
A.1 Glossary	9

1. NSE Control IP Solution

1.1 Introduction

The motivation behind Renesas' NSE control IP development is to provide NSE search solution for network applications.

NSE control IP supports scalable customization from low access to maximum performance to enable high-level programmable network search solutions. In addition, the API provided by Renesas ensures seamless to NSE device, and dynamic reprogrammable search configurations. This solution can certainly help accelerate time to market.

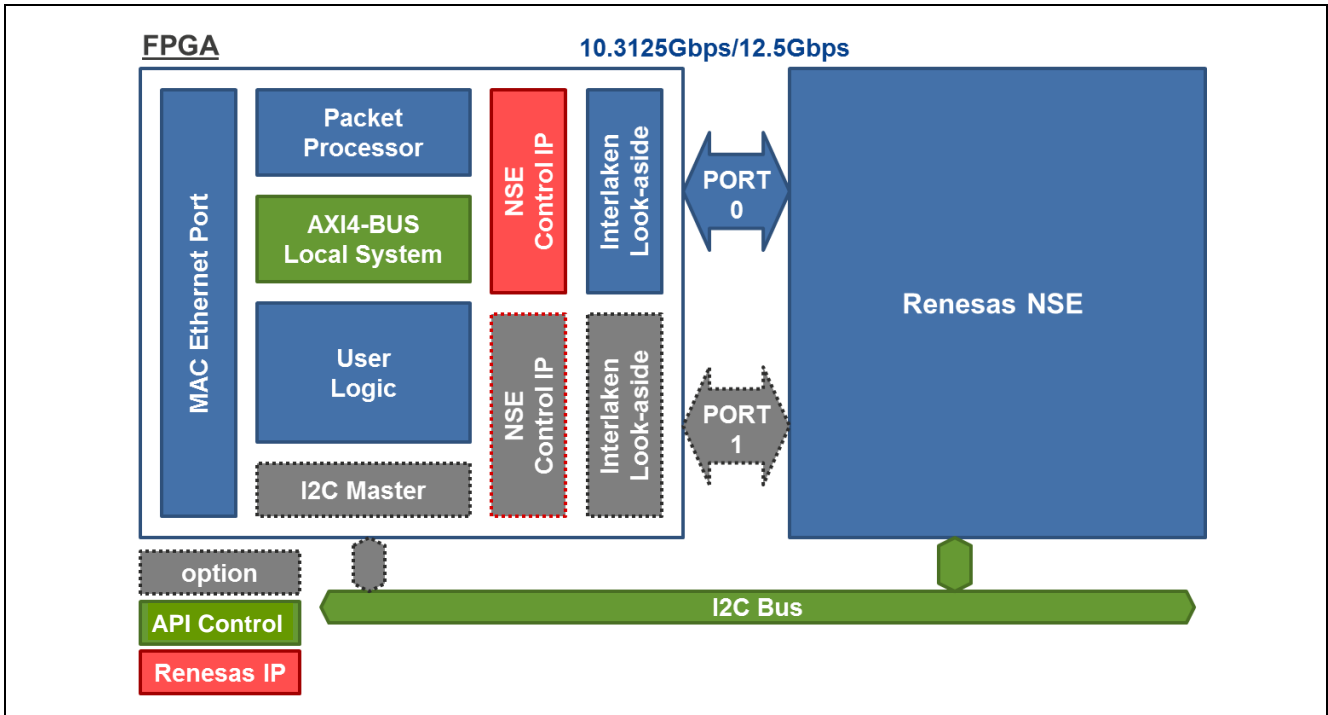


Figure 1 Structure of FPGA + Renesas NSE

1.2 Target Applications

NSE Control IP Solution’s performance and features are suitable for the following applications.

- ✓ Broadband Network Router/Switch
→Maximum 2 Billion Searches per second
- ✓ L2-L4 Security Control (ACL)
→Multiple Lookup ports (up to 8 ports) make it possible to search with different configurations.
- ✓ Application Identification
→Application Identification by using port number search
- ✓ Applicable for SDN
→Search configuration is programmable during search process.

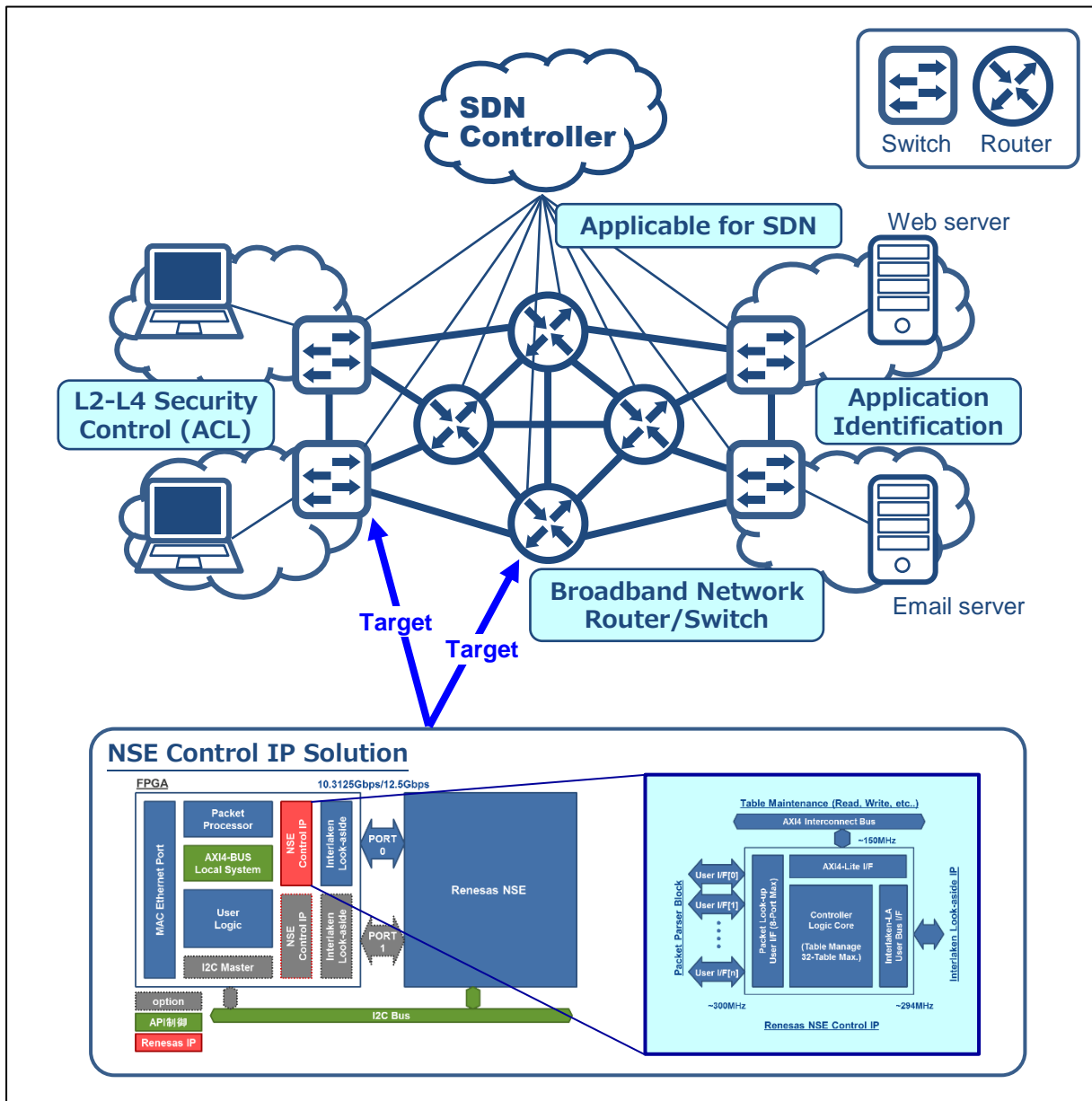


Figure 2 Target Applications of NSE Control IP Solution

1.3 What's NSE?

The Renesas' NSE [R8A20686BG-G] is a Network Search Engine that provides two high-speed Interlaken Look-Aside ports and two independent memory banks enabling multi-threaded configurations and supports over 1 million rules and 2 billion searches/sec.

Key features of NSE

- ✓ Available in 40Mb or 80Mb density [R8A20646BG-G/R8A20686BG-G]
- ✓ Dual Interlaken-LA ports
- ✓ 24TX + 24RX lanes, 12+12 per IL-LA port
- ✓ 10.3125Gbps/12.5Gbps Serial Interlaken-LA bus interface
- ✓ Full Ternary TCAM core memory cells
- ✓ Flexible search key width of 80/160/320/640bits
- ✓ 500Msps maximum bank search rate
- ✓ Multi TCAM array bank support
- ✓ 4x parallel search in single-bank configuration
- ✓ 2x parallel search in dual-bank configuration
- ✓ Valid bit per 80-bit entry for table management
- ✓ I2C interface for SerDes configuration
- ✓ IEEE 1149.1 test port
- ✓ 0.9V core power supply
- ✓ 1.80V I/O voltage
- ✓ 37.5x37.5mm² 1292pins FC-BGA package

For more information, please refer to the datasheet.

1.4 Control IP Features

Key features of control IP

- 2Bsps Key Search Support
- Separate I/F for Search Key Look-up User IF & AXI-4 Local Bus Access I/F (Table maintenance)
- Integrated Synchronizer
- Multiple look-up ports support (up to 8 ports)
- Multiple table configurations support (up to 32 tables)
- Support L2-L4 key search
- Enable dynamic table configuration & key configuration on live traffic
- Support dynamic block masked search
- Provide APIs for all configuration & operations

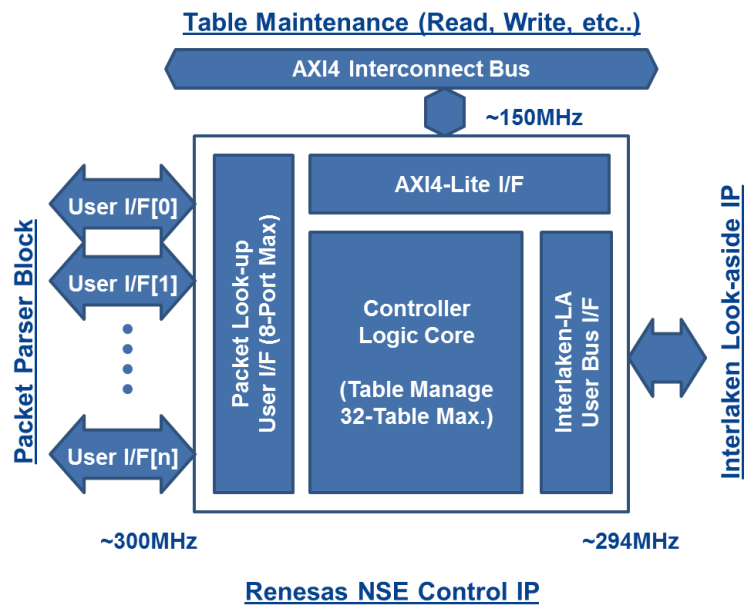


Figure 3 Structure of NSE control IP

1.5 Control IP API

Renesas API makes it easy to control NSE device. Configuration and usage of NSE functions require minimum prior knowledge of NSE. By using these APIs, it is possible for engineers who are not familiar with the register specification to operate the Control IP and to perform search functions.

Figure 4 shows examples of Control IP API commands.

Command Name	Description
REL_SNSE_Ctrl_ConfigureTable	Configuration of Table profile (can built 32 isolated table for max., and change the profile on live traffic.)
REL_SNSE_Ctrl_UpdateLookupIF	Lookup IF profile handling (can change lookup key profile without system reboot)
REL_SNSE_Ctrl_ActivateTable	Table activation & initialization
REL_SNSE_Ctrl_WriteEntry	Write the data and mask to the entry index
REL_SNSE_Ctrl_EraseEntry	Invalidate the data of the entry index
REL_SNSE_Ctrl_ReadEntry	Read the data and mask from the entry index (Parity check supported)
REL_SNSE_Ctrl_LookupChk	Lookup the key and report the index address for debug purpose
REL_SNSE_Ctrl_WriteBlkMask	Write NSE block mask register value of the table
REL_SNSE_Ctrl_ReadBlkMsk	Read NSE block mask register value of the table
REL_SNSE_Ctrl_WriteRegister	Write access to NSE device register space
REL_SNSE_Ctrl_ReadRegister	Read access to NSE device register space
⋮	⋮

Figure 4 Examples of Control IP API commands

1.6 Configurations

To support various user requests, NSE Control IP supports a wide range of configurations. Figure 5 shows example of configurations.

Parameter	Valid Value	Description
N_OF_TABLE_PRF	1~32	The number of Lookup Table Profile to be used.
N_OF_LUP_IF	1~8	The number of Lookup IF
N_OF_PAR_LUP	1~4	The number of Parallel Lookup, i.e. number of Sub Table to be built in the device.
DYN_PRF_CTRL	YES or NO	Whether NSE device Profile Register is to be dynamically controlled from User IF or not. Please set this parameter "YES" if the user needs to customize natively NSE device table lookup profile.
DYN_BMR_CTRL	YES or NO	Whether NSE device Block Mask Register is to be dynamically controlled from User IF or not. Please set this parameter "YES" if the user needs to customize natively NSE device table block mask register.
PACKET_MON	YES or NO	The Packet Monitor feature.
Bank	X or Y	Target of bank to access.
L#_KEY_WIDTH	1~80	Key size of each User IF (byte)
⋮	⋮	⋮

Figure 5 Example of Control IP configurations

2. Development Support Environment

2.1 Reference Design with Verified Interoperability

Renesas development support tools consist of 1) reference board (RDK board) 2) RDK software tools, 3) sample design including verified control IP, 4) complete verification environment, and 5) complete evaluation environment. With already verified interoperability between the FPGA and NSE, these tools enable users to begin FPGA design and verification in parallel with network equipment system development. This will reduce the total development time and time-to-market.




Figure 6 Reference Board

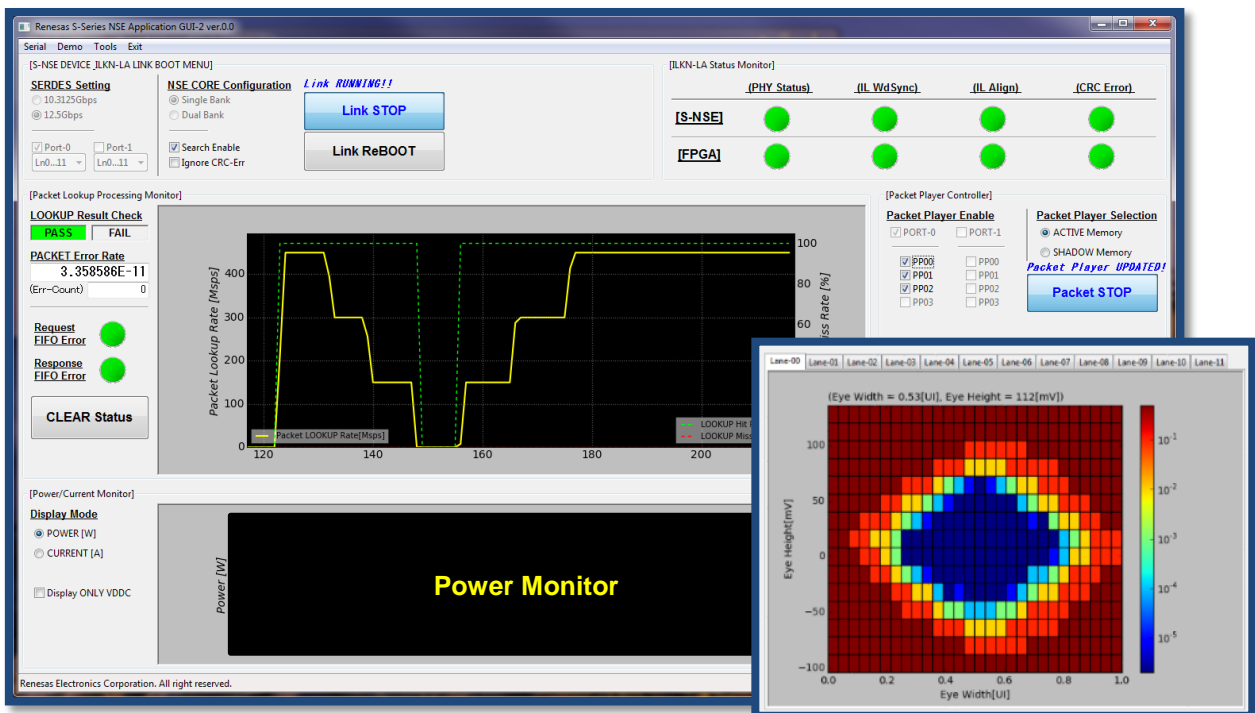


Figure 7 RDK Software Tools

Appendix

A.1 Glossary

ACL	<p>[Access Control List]</p> <p>ACL(Access Control List) is a list that is described an access rule of source/destination IP address, port number, TCP flag statement in network router, etc. The list consists of rules that are checked in order from the top. The list is used as packet filtering.</p>
API	<p>[Application Programming Interface]</p> <p>API(Application Programming Interface) is a particular set of rules ('code') and specifications that software programs can follow to communicate with each other. It serves as an interface between different software programs and facilitates their interaction.</p>
FC-BGA	<p>[Flip Chip Ball Grid Array]</p> <p>FC-BGA(Flip Chip Ball Grid Array) is a BGA package by using Flip Chip packaging technology. BGA stands for Ball Grid Array, and it is a package that balls as terminals are set in a grid array. Flip Chip packaging technology means connections between the surface of the die and package substrate by using grid arrayed bumps as terminals. FC-BGA has features of smaller mounting area and better electric characteristics than wire bonding package.</p>
IL-LA	<p>[Interlaken Look-Aside]</p> <p>IL-LA(Interlaken Look-Aside) is a scalable chip-to-chip interconnect protocol designed to enable transmission speeds from 10Gbps to 150Gbps.</p>
I2C	<p>[Inter-Integrated Circuit]</p> <p>I2C(Inter-Integrated Circuit) is a bi-directional two-wire serial bus designed by Philips Semiconductors, which provides a communication link between integrated circuits (ICs). I2C has three data transfer speeds by using two wires for clock and data. Standard is 100Kbps, Fast-mode is 400Kbps, and high-speed mode supports speeds up to 3.4Mbps</p>
NSE	<p>[Network Search Engine]</p> <p>Network Search Engines are specialized devices that provide high-speed network address lookups, a core function of network equipment.</p>
SDN	<p>[Software Defined Networking]</p> <p>SDN(Software Defined Networking) is a technology or concept that enables the changing of network structure or configuration flexibly and dynamically by software that centrally controls network equipment.</p>
TCAM	<p>[Ternary Content Addressable Memory]</p> <p>TCAM (ternary content-addressable memory) is a specialized type of high-speed memory that searches its entire contents in a single clock cycle. This memory outputs the address of stored data which matches input data. The term "ternary" refers to the memory's ability to store and query data using three different states: 0, 1 and X(Don't care).</p>

Website and Support

Renesas Electronics Website

<http://www.renesas.com/>

Inquiries

<http://www.renesas.com/contact/>

All trademarks and registered trademarks are the property of their respective owners.

Revision History

Rev.	Date	Description	
		Page	Summary
Rev.1.00	Sep, 2016		Rev. 1.00 Issued

Notice

1. Descriptions of circuits, software and other related information in this document are provided only to illustrate the operation of semiconductor products and application examples. You are fully responsible for the incorporation of these circuits, software, and information in the design of your equipment. Renesas Electronics assumes no responsibility for any losses incurred by you or third parties arising from the use of these circuits, software, or information.
 2. Renesas Electronics has used reasonable care in preparing the information included in this document, but Renesas Electronics does not warrant that such information is error free. Renesas Electronics assumes no liability whatsoever for any damages incurred by you resulting from errors in or omissions from the information included herein.
 3. Renesas Electronics does not assume any liability for infringement of patents, copyrights, or other intellectual property rights of third parties by or arising from the use of Renesas Electronics products or technical information described in this document. No license, express, implied or otherwise, is granted hereby under any patents, copyrights or other intellectual property rights of Renesas Electronics or others.
 4. You should not alter, modify, copy, or otherwise misappropriate any Renesas Electronics product, whether in whole or in part. Renesas Electronics assumes no responsibility for any losses incurred by you or third parties arising from such alteration, modification, copy or otherwise misappropriation of Renesas Electronics product.
 5. Renesas Electronics products are classified according to the following two quality grades: "Standard" and "High Quality". The recommended applications for each Renesas Electronics product depends on the product's quality grade, as indicated below.
"Standard": Computers; office equipment; communications equipment; test and measurement equipment; audio and visual equipment; home electronic appliances; machine tools; personal electronic equipment; and industrial robots etc.
"High Quality": Transportation equipment (automobiles, trains, ships, etc.); traffic control systems; anti-disaster systems; anti-crime systems; and safety equipment etc.
Renesas Electronics products are neither intended nor authorized for use in products or systems that may pose a direct threat to human life or bodily injury (artificial life support devices or systems, surgical implantations etc.), or may cause serious property damages (nuclear reactor control systems, military equipment etc.). You must check the quality grade of each Renesas Electronics product before using it in a particular application. You may not use any Renesas Electronics product for any application for which it is not intended. Renesas Electronics shall not be in any way liable for any damages or losses incurred by you or third parties arising from the use of any Renesas Electronics product for which the product is not intended by Renesas Electronics.
 6. You should use the Renesas Electronics products described in this document within the range specified by Renesas Electronics, especially with respect to the maximum rating, operating supply voltage range, movement power voltage range, heat radiation characteristics, installation and other product characteristics. Renesas Electronics shall have no liability for malfunctions or damages arising out of the use of Renesas Electronics products beyond such specified ranges.
 7. Although Renesas Electronics endeavors to improve the quality and reliability of its products, semiconductor products have specific characteristics such as the occurrence of failure at a certain rate and malfunctions under certain use conditions. Further, Renesas Electronics products are not subject to radiation resistance design. Please be sure to implement safety measures to guard them against the possibility of physical injury, and injury or damage caused by fire in the event of the failure of a Renesas Electronics product, such as safety design for hardware and software including but not limited to redundancy, fire control and malfunction prevention, appropriate treatment for aging degradation or any other appropriate measures. Because the evaluation of microcomputer software alone is very difficult, please evaluate the safety of the final products or systems manufactured by you.
 8. Please contact a Renesas Electronics sales office for details as to environmental matters such as the environmental compatibility of each Renesas Electronics product. Please use Renesas Electronics products in compliance with all applicable laws and regulations that regulate the inclusion or use of controlled substances, including without limitation, the EU RoHS Directive. Renesas Electronics assumes no liability for damages or losses occurring as a result of your noncompliance with applicable laws and regulations.
 9. Renesas Electronics products and technology may not be used for or incorporated into any products or systems whose manufacture, use, or sale is prohibited under any applicable domestic or foreign laws or regulations. You should not use Renesas Electronics products or technology described in this document for any purpose relating to military applications or use by the military, including but not limited to the development of weapons of mass destruction. When exporting the Renesas Electronics products or technology described in this document, you should comply with the applicable export control laws and regulations and follow the procedures required by such laws and regulations.
 10. It is the responsibility of the buyer or distributor of Renesas Electronics products, who distributes, disposes of, or otherwise places the product with a third party, to notify such third party in advance of the contents and conditions set forth in this document, Renesas Electronics assumes no responsibility for any losses incurred by you or third parties as a result of unauthorized use of Renesas Electronics products.
 11. This document may not be reproduced or duplicated in any form, in whole or in part, without prior written consent of Renesas Electronics.
 12. Please contact a Renesas Electronics sales office if you have any questions regarding the information contained in this document or Renesas Electronics products, or if you have any other inquiries.
- (Note 1) "Renesas Electronics" as used in this document means Renesas Electronics Corporation and also includes its majority-owned subsidiaries.
(Note 2) "Renesas Electronics product(s)" means any product developed or manufactured by or for Renesas Electronics.



SALES OFFICES

Renesas Electronics Corporation

<http://www.renesas.com>

Refer to "<http://www.renesas.com/>" for the latest and detailed information.

Renesas Electronics America Inc.

2801 Scott Boulevard Santa Clara, CA 95050-2549, U.S.A.
Tel: +1-408-588-6000, Fax: +1-408-588-6130

Renesas Electronics Canada Limited

9251 Yonge Street, Suite 8309 Richmond Hill, Ontario Canada L4C 9T3
Tel: +1-905-237-2004

Renesas Electronics Europe Limited

Dukes Meadow, Millboard Road, Bourne End, Buckinghamshire, SL8 5FH, U.K.
Tel: +44-1628-585-100, Fax: +44-1628-585-900

Renesas Electronics Europe GmbH

Arcadiastrasse 10, 40472 Düsseldorf, Germany
Tel: +49-211-6503-0, Fax: +49-211-6503-1327

Renesas Electronics (China) Co., Ltd.

Room 1709, Quantum Plaza, No.27 ZhiChunLu Haidian District, Beijing 100191, P.R.China
Tel: +86-10-8235-1155, Fax: +86-10-8235-7679

Renesas Electronics (Shanghai) Co., Ltd.

Unit 301, Tower A, Central Towers, 555 Langao Road, Putuo District, Shanghai, P. R. China 200333
Tel: +86-21-2226-0888, Fax: +86-21-2226-0999

Renesas Electronics Hong Kong Limited

Unit 1601-1611, 16/F., Tower 2, Grand Century Place, 193 Prince Edward Road West, Mongkok, Kowloon, Hong Kong
Tel: +852-2265-6688, Fax: +852 2886-9022

Renesas Electronics Taiwan Co., Ltd.

13F, No. 363, Fu Shing North Road, Taipei 10543, Taiwan
Tel: +886-2-8175-9600, Fax: +886 2-8175-9670

Renesas Electronics Singapore Pte. Ltd.

80 Bendemeer Road, Unit #06-02 Hyflux Innovation Centre, Singapore 339949
Tel: +65-6213-0200, Fax: +65-6213-0300

Renesas Electronics Malaysia Sdn.Bhd.

Unit 1207, Block B, Menara Amcorp, Amcorp Trade Centre, No. 18, Jln Persiaran Barat, 46050 Petaling Jaya, Selangor Darul Ehsan, Malaysia
Tel: +60-3-7955-9390, Fax: +60-3-7955-9510

Renesas Electronics India Pvt. Ltd.

No.777C, 100 Feet Road, HALTI Stage, Indiranagar, Bangalore, India
Tel: +91-80-67208700, Fax: +91-80-67208777

Renesas Electronics Korea Co., Ltd.

12F., 234 Teheran-ro, Gangnam-Gu, Seoul, 135-080, Korea
Tel: +82-2-558-3737, Fax: +82-2-558-5141