

Product Change Notice (PCN)

Subject: Materials and packing change for R8C/32x, R8C/M12A LSSOP 20pin package products

Publication Date: 12/27/2022

Effective Date: 4/1/2023

Revision Description:

Initial release.

Description of Change:

Material change: Bonding wire (change from Au wire to Cu wire)

Lead frame (Shape change): Applicable only to R8C/M12A

(Refer to page 2 onward for target part number)

Mold resin (Mold resin type addition. Uses two types of mold resin)

Solder Plating (change from SnCu to Sn)

Packing change: Tube storage direction (Change 1 pin direction in tube)

Embossed tape storage quantity (2500pcs→4000pcs) and reel size (254mm→330mm)

(Refer to the “Deference specification” document)

Ordering P/N change: #U0, #W4 → #30, #54 (For details, refer to page 2 onward)

※ Please refer to the “Deference specification” document.

“MCP-AB-22-0131_R8C_32x_M12A_LSSOP20pin_Difference specification”

Affected Product List:

Refer to page 2 onwards.

Due to this change, the ordering part number is changed.

Reason for Change:

Stable supply for R8C products.

Impact on Fit, Form, Function, Quality & Reliability:

No impact.

Product Identification:

Possible to confirm the production history data from the packing label or trace code.

Qualification Status: We will prepare by 2/28/2023.

Sample Availability Date: 4/1/2023

Device Material Declaration: Contact Renesas sales, distributor, or agency.

Note:

1. Acknowledgement must be received by Renesas within 30 days or Renesas will consider the change as approved.
2. If timely acknowledgement is provided by Customer, then Customer shall have 90 days from the date of receipt of this PCN to make any objections to this PCN. If Customer fails to make objections to this PCN within 90 days of the receipt of the PCN then Renesas will consider the PCN changes as approved.
3. If customer cannot accept the PCN then customer must provide Renesas with a last time buy demand and purchase order.

For additional information regarding this notice, please contact your Renesas sales representative.

Target part number list:

R8C/32x

Target part number	Part number after change
R5F21321DDSP#U0	R5F21321DDSP#30
R5F21321DDSP#W4	R5F21321DDSP#54
R5F21321DNSP#U0	R5F21321DNSP#30
R5F21321DNSP#W4	R5F21321DNSP#54
R5F21321DN102SP#W4	R5F21321DN102SP#54
R5F21321DN103SP#U0	R5F21321DN103SP#30
R5F21321DN104SP#U0	R5F21321DN104SP#30
R5F21321DN105SP#U0	R5F21321DN105SP#30
R5F21321DN107SP#W4	R5F21321DN107SP#54
R5F21321DN108SP#W4	R5F21321DN108SP#54
R5F21321DN109SP#W4	R5F21321DN109SP#54

Target part number	Part number after change
R5F21321DN110SP#U0	R5F21321DN110SP#30
R5F21322DDSP#U0	R5F21322DDSP#30
R5F21322DDSP#W4	R5F21322DDSP#54
R5F21322DNSP#U0	R5F21322DNSP#30
R5F21322DNSP#W4	R5F21322DNSP#54
R5F21322DN201SP#W4	R5F21322DN201SP#54
R5F21322DN207SP#W4	R5F21322DN207SP#54
R5F21322DN209SP#W4	R5F21322DN209SP#54
R5F21322DN211SP#W4	R5F21322DN211SP#54
R5F21322DN212SP#U0	R5F21322DN212SP#30
R5F21322DN213SP#U0	R5F21322DN213SP#30
R5F21322DN214SP#W4	R5F21322DN214SP#54
R5F21324DDSP#U0	R5F21324DDSP#30
R5F21324DDSP#W4	R5F21324DDSP#54
R5F21324DNSP#U0	R5F21324DNSP#30
R5F21324DNSP#W4	R5F21324DNSP#54
R5F21324DN310SP#W4	R5F21324DN310SP#54
R5F21324DN311SP#W4	R5F21324DN311SP#54
R5F21321MDSP#U0	R5F21321MDSP#30
R5F21321MDSP#W4	R5F21321MDSP#54
R5F21321MNSP#U0	R5F21321MNSP#30
R5F21321MNSP#W4	R5F21321MNSP#54
R5F21322MDSP#U0	R5F21322MDSP#30
R5F21322MDSP#W4	R5F21322MDSP#54
R5F21322MNSP#U0	R5F21322MNSP#30
R5F21322MNSP#W4	R5F21322MNSP#54
R5F21324MDSP#U0	R5F21324MDSP#30
R5F21324MDSP#W4	R5F21324MDSP#54
R5F21324MNSP#U0	R5F21324MNSP#30
R5F21324MNSP#W4	R5F21324MNSP#54
R5F21324MN500SP#W4	R5F21324MN500SP#54
R5F21324MYSP#W4	R5F21324MYSP#54
R5F21321CDSP#U0	R5F21321CDSP#30
R5F21321CDSP#W4	R5F21321CDSP#54
R5F21321CNSP#U0	R5F21321CNSP#30
R5F21321CNSP#W4	R5F21321CNSP#54
R5F21321CN110SP#W4	R5F21321CN110SP#54
R5F21322CDSP#U0	R5F21322CDSP#30
R5F21322CDSP#W4	R5F21322CDSP#54

Target part number	Part number after change
R5F21322CN#U0	R5F21322CN#30
R5F21322CN#W4	R5F21322CN#54
R5F21322CN102SP#W4	R5F21322CN102SP#54
R5F21322CN103SP#W4	R5F21322CN103SP#54
R5F21322CN104SP#W4	R5F21322CN104SP#54
R5F21322CN105SP#W4	R5F21322CN105SP#54
R5F21322CN106SP#W4	R5F21322CN106SP#54
R5F21322CN107SP#W4	R5F21322CN107SP#54
R5F21322CN108SP#W4	R5F21322CN108SP#54
R5F21322CN111SP#W4	R5F21322CN111SP#54
R5F21322CN114SP#W4	R5F21322CN114SP#54
R5F21322CN115SP#W4	R5F21322CN115SP#54
R5F21322CN120SP#W4	R5F21322CN120SP#54
R5F21322CN121SP#W4	R5F21322CN121SP#54
R5F21322CN123SP#W4	R5F21322CN123SP#54
R5F21322CN124SP#W4	R5F21322CN124SP#54
R5F21322CN125SP#W4	R5F21322CN125SP#54
R5F21322CN126SP#W4	R5F21322CN126SP#54
R5F21322CN127SP#W4	R5F21322CN127SP#54
R5F21324CD#U0	R5F21324CD#30
R5F21324CD#W4	R5F21324CD#54
R5F21324CD587SP#W4	R5F21324CD587SP#54
R5F21324CN#U0	R5F21324CN#30
R5F21324CN#W4	R5F21324CN#54
R5F21324CN551SP#W4	R5F21324CN551SP#54
R5F21324CN560SP#W4	R5F21324CN560SP#54
R5F21324CN569SP#W4	R5F21324CN569SP#54
R5F21324CN574SP#W4	R5F21324CN574SP#54
R5F21324CN578SP#W4	R5F21324CN578SP#54
R5F21324CN579SP#W4	R5F21324CN579SP#54
R5F21324CN584SP#W4	R5F21324CN584SP#54
R5F21324CN589SP#W4	R5F21324CN589SP#54
R5F21324CN593SP#W4	R5F21324CN593SP#54
R5F21324CN595SP#W4	R5F21324CN595SP#54
R5F21324CN600SP#W4	R5F21324CN600SP#54
R5F21324CN611SP#W4	R5F21324CN611SP#54
R5F21324CN620SP#U0	R5F21324CN620SP#30
R5F21324CN620SP#W4	R5F21324CN620SP#54
R5F21324CN621SP#W4	R5F21324CN621SP#54

Target part number	Part number after change
R5F21324CN623SP#U0	R5F21324CN623SP#30
R5F21324CN623SP#W4	R5F21324CN623SP#54
R5F21324CN628SP#W4	R5F21324CN628SP#54
R5F21324CN630SP#W4	R5F21324CN630SP#54
R5F21324CN633SP#W4	R5F21324CN633SP#54
R5F21324CN637SP#W4	R5F21324CN637SP#54
R5F21324CN638SP#W4	R5F21324CN638SP#54
R5F21324CN642SP#W4	R5F21324CN642SP#54
R5F21324CN646SP#U0	R5F21324CN646SP#30

R8C/M12A

Target part number	Part number after change
R5F2M120ADSP#U0	R5F2M120ADSP#30
R5F2M120ANSP#U0	R5F2M120ANSP#30
R5F2M120ANSP#W4	R5F2M120ANSP#54
R5F2M121ADSP#U0	R5F2M121ADSP#30
R5F2M121ANSP#U0	R5F2M121ANSP#30
R5F2M121AN200SP#W4	R5F2M121AN200SP#54
R5F2M121AN201SP#W4	R5F2M121AN201SP#54
R5F2M121AN202SP#W4	R5F2M121AN202SP#54
R5F2M122ADSP#U0	R5F2M122ADSP#30
R5F2M122ADSP#W4	R5F2M122ADSP#54
R5F2M122ANSP#U0	R5F2M122ANSP#30
R5F2M122ANSP#W4	R5F2M122ANSP#54

Difference of specification (R8C/32x, R8C/M12A LSSOP20pin)

(Wire, Mold resin, Lead frame, Plating, Packing)

Assembly factory: RSB Sorting factory: RSB

November. 26. 2022

MCU PRODUCT MARKETING DEPARTMENT
MCU DEVICE SOLUTION BUSINESS DIVISION
IoT AND INFRASTRUCTURE BUSINESS UNIT
RENESAS ELECTRONICS CO., LTD.

MCP-AB-22-0131

1. Descriptions of circuits, software and other related information in this document are provided only to illustrate the operation of semiconductor products and application examples. You are fully responsible for the incorporation or any other use of the circuits, software, and information in the design of your product or system. Renesas Electronics disclaims any and all liability for any losses and damages incurred by you or third parties arising from the use of these circuits, software, or information.
2. Renesas Electronics hereby expressly disclaims any warranties against and liability for infringement or any other claims involving patents, copyrights, or other intellectual property rights of third parties, by or arising from the use of Renesas Electronics products or technical information described in this document, including but not limited to, the product data, drawings, charts, programs, algorithms, and application examples.
3. No license, express, implied or otherwise, is granted hereby under any patents, copyrights or other intellectual property rights of Renesas Electronics or others.
4. You shall be responsible for determining what licenses are required from any third parties, and obtaining such licenses for the lawful import, export, manufacture, sales, utilization, distribution or other disposal of any products incorporating Renesas Electronics products, if required.
5. You shall not alter, modify, copy, or reverse engineer any Renesas Electronics product, whether in whole or in part. Renesas Electronics disclaims any and all liability for any losses or damages incurred by you or third parties arising from such alteration, modification, copying or reverse engineering.
6. Renesas Electronics products are classified according to the following two quality grades: "Standard" and "High Quality". The intended applications for each Renesas Electronics product depends on the product's quality grade, as indicated below.
 - "Standard": Computers; office equipment; communications equipment; test and measurement equipment; audio and visual equipment; home electronic appliances; machine tools; personal electronic equipment; industrial robots; etc.
 - "High Quality": Transportation equipment (automobiles, trains, ships, etc.); traffic control (traffic lights); large-scale communication equipment; key financial terminal systems; safety control equipment; etc.
 Unless expressly designated as a high reliability product or a product for harsh environments in a Renesas Electronics data sheet or other Renesas Electronics document, Renesas Electronics products are not intended or authorized for use in products or systems that may pose a direct threat to human life or bodily injury (artificial life support devices or systems; surgical implantations; etc.), or may cause serious property damage (space system; undersea repeaters; nuclear power control systems; aircraft control systems; key plant systems; military equipment; etc.). Renesas Electronics disclaims any and all liability for any damages or losses incurred by you or any third parties arising from the use of any Renesas Electronics product that is inconsistent with any Renesas Electronics data sheet, user's manual or other Renesas Electronics document.
7. No semiconductor product is absolutely secure. Notwithstanding any security measures or features that may be implemented in Renesas Electronics hardware or software products, Renesas Electronics shall have absolutely no liability arising out of any vulnerability or security breach, including but not limited to any unauthorized access to or use of a Renesas Electronics product or a system that uses a Renesas Electronics product. RENESAS ELECTRONICS DOES NOT WARRANT OR GUARANTEE THAT RENESAS ELECTRONICS PRODUCTS, OR ANY SYSTEMS CREATED USING RENESAS ELECTRONICS PRODUCTS WILL BE INVULNERABLE OR FREE FROM CORRUPTION, ATTACK, VIRUSES, INTERFERENCE, HACKING, DATA LOSS OR THEFT, OR OTHER SECURITY INTRUSION ("Vulnerability Issues"). RENESAS ELECTRONICS DISCLAIMS ANY AND ALL RESPONSIBILITY OR LIABILITY ARISING FROM OR RELATED TO ANY VULNERABILITY ISSUES. FURTHERMORE, TO THE EXTENT PERMITTED BY APPLICABLE LAW, RENESAS ELECTRONICS DISCLAIMS ANY AND ALL WARRANTIES, EXPRESS OR IMPLIED, WITH RESPECT TO THIS DOCUMENT AND ANY RELATED OR ACCOMPANYING SOFTWARE OR HARDWARE, INCLUDING BUT NOT LIMITED TO THE IMPLIED WARRANTIES OF MERCHANTABILITY, OR FITNESS FOR A PARTICULAR PURPOSE.
8. When using Renesas Electronics products, refer to the latest product information (data sheets, user's manuals, application notes, "General Notes for Handling and Using Semiconductor Devices" in the reliability handbook, etc.), and ensure that usage conditions are within the ranges specified by Renesas Electronics with respect to maximum ratings, operating power supply voltage range, heat dissipation characteristics, installation, etc. Renesas Electronics disclaims any and all liability for any malfunctions, failure or accident arising out of the use of Renesas Electronics products outside of such specified ranges.
9. Although Renesas Electronics endeavors to improve the quality and reliability of Renesas Electronics products, semiconductor products have specific characteristics, such as the occurrence of failure at a certain rate and malfunctions under certain use conditions. Unless designated as a high reliability product or a product for harsh environments in a Renesas Electronics data sheet or other Renesas Electronics document, Renesas Electronics products are not subject to radiation resistance design. You are responsible for implementing safety measures to guard against the possibility of bodily injury, injury or damage caused by fire, and/or danger to the public in the event of a failure or malfunction of Renesas Electronics products, such as safety design for hardware and software, including but not limited to redundancy, fire control and malfunction prevention, appropriate treatment for aging degradation or any other appropriate measures. Because the evaluation of microcomputer software alone is very difficult and impractical, you are responsible for evaluating the safety of the final products or systems manufactured by you.
10. Please contact a Renesas Electronics sales office for details as to environmental matters such as the environmental compatibility of each Renesas Electronics product. You are responsible for carefully and sufficiently investigating applicable laws and regulations that regulate the inclusion or use of controlled substances, including without limitation, the EU RoHS Directive, and using Renesas Electronics products in compliance with all these applicable laws and regulations. Renesas Electronics disclaims any and all liability for damages or losses occurring as a result of your noncompliance with applicable laws and regulations.
11. Renesas Electronics products and technologies shall not be used for or incorporated into any products or systems whose manufacture, use, or sale is prohibited under any applicable domestic or foreign laws or regulations. You shall comply with any applicable export control laws and regulations promulgated and administered by the governments of any countries asserting jurisdiction over the parties or transactions.
12. It is the responsibility of the buyer or distributor of Renesas Electronics products, or any other party who distributes, disposes of, or otherwise sells or transfers the product to a third party, to notify such third party in advance of the contents and conditions set forth in this document.
13. This document shall not be reprinted, reproduced or duplicated in any form, in whole or in part, without prior written consent of Renesas Electronics.
14. Please contact a Renesas Electronics sales office if you have any questions regarding the information contained in this document or Renesas Electronics products.
 - (Note 1) "Renesas Electronics" as used in this document means Renesas Electronics Corporation and also includes its directly or indirectly controlled subsidiaries.
 - (Note 2) "Renesas Electronics product(s)" means any product developed or manufactured by or for Renesas Electronics.

(Rev. 5.0-1 October 2020)

Difference outline

■ Target products

R8C/32x, R8C/M12A LSSOP 20pin products

■ Change items

Material change: Bonding wire (change form Au wire to Cu wire)

Lead frame (Shape change): Applicable only to R8C/M12A (Refer to the PCN document)

Mold resin (Mold resin type addition. Uses two types of mold resin)

Solder Plating (change from SnCu to Sn)

Packing change: Tube storage direction: Change 1 pin direction in tube (Refer to Page 6)

Embossed tape storage quantity (2500pcs→4000pcs) and reel size (254mm→330mm)
(Refer to Page 7)

Ordering P/N change: #U0, #W4 → #30, #54 (For details, refer to the part number of PCN#[MCP-AC-22-0060])

■ Reason for change

Stabilization of supply.

➤ Impact on Fit, Form, Function: No impact. Outline does not change.

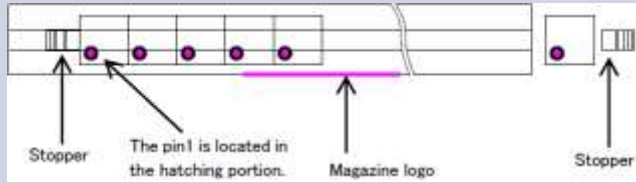
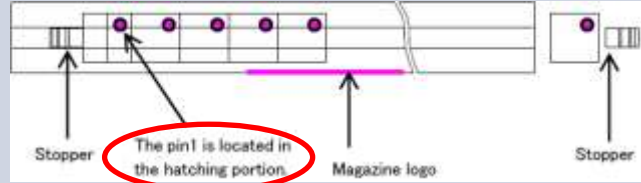


➤ Quality & Reliability: No impact

Material change items

Item		Before change	After change
Bonding wire	Material	Au wire	Cu wire
Lead frame	Shape	Shape is different. Applicable only to R8C/M12A (same as R8C/32x)	
	Material	No change	
Mold resin	Material	Epoxy resin A * (halogen-free)	Epoxy resin A or B * (halogen-free)
Solder plating	Material	SnCu	Sn

* Although there are material changes, the combination after the change has a track record of mass production, and there is no change in reliability and characteristics.

Packing change items

Items		Before change	After change
Tube	Storage direction*1	 <p>The diagram shows a cross-section of a tube with a hatching portion. A pin is located in the hatching portion. Labels include 'Stopper', 'The pin 1 is located in the hatching portion.', 'Magazine logo', and 'Stopper'.</p>	 <p>The diagram shows a cross-section of a tube with a hatching portion. A pin is located in the hatching portion. Labels include 'Stopper', 'The pin 1 is located in the hatching portion.', 'Magazine logo', and 'Stopper'. The pin location is circled in red.</p>
Embossed tape	Reel size *2	254mm (refer to next page for detail)	330mm (refer to next page for detail)
	Storage number *2	2,500 pcs	4,000 pcs
	Desiccant *2		

*1 The method after the change has been mass-produced in RL78.

*2 The material and method after the change has a track record of mass production in RL78.

Packing change items: detail of reel size

Before change	After change																																																												
<div style="text-align: center;"> <p>Draw out direction →</p> </div> <table border="1" style="width: 100%; margin-top: 10px;"> <thead> <tr> <th style="width: 30%;">Tape Code</th> <th colspan="2">MTE1208G-20P2E-A</th> </tr> </thead> <tbody> <tr> <td rowspan="7">Tape Dimensions (mm)</td> <td>W</td> <td>12.0</td> </tr> <tr> <td>P1</td> <td>8.0</td> </tr> <tr> <td>A0</td> <td>6.9</td> </tr> <tr> <td>B0</td> <td>7.0</td> </tr> <tr> <td>K0</td> <td>1.6</td> </tr> <tr> <td>F</td> <td>5.5</td> </tr> <tr> <td>D1</td> <td>2.0</td> </tr> <tr> <td rowspan="4">Reel Dimensions (mm)</td> <td>A</td> <td>254</td> </tr> <tr> <td>N</td> <td>100</td> </tr> <tr> <td>W1</td> <td>13.4</td> </tr> <tr> <td>W2</td> <td>17.4</td> </tr> <tr> <td colspan="2">Maximum storage No. IC/ Reel</td> <td>2500</td> </tr> </tbody> </table>	Tape Code	MTE1208G-20P2E-A		Tape Dimensions (mm)	W	12.0	P1	8.0	A0	6.9	B0	7.0	K0	1.6	F	5.5	D1	2.0	Reel Dimensions (mm)	A	254	N	100	W1	13.4	W2	17.4	Maximum storage No. IC/ Reel		2500	<div style="text-align: center;"> <p>Draw out direction →</p> </div> <table border="1" style="width: 100%; margin-top: 10px;"> <thead> <tr> <th style="width: 30%;">Tape Code</th> <th colspan="2">MTE1208G-20P2E-A</th> </tr> </thead> <tbody> <tr> <td rowspan="7">Tape Dimensions (mm)</td> <td>W</td> <td>12</td> </tr> <tr> <td>P1</td> <td>8</td> </tr> <tr> <td>A0</td> <td>6.9</td> </tr> <tr> <td>B0</td> <td>7.0</td> </tr> <tr> <td>K0</td> <td>1.6</td> </tr> <tr> <td>F</td> <td>5.5</td> </tr> <tr> <td>D1</td> <td>2.0</td> </tr> <tr> <td rowspan="4">Reel Dimensions (mm)</td> <td>A</td> <td>330</td> </tr> <tr> <td>N</td> <td>100</td> </tr> <tr> <td>W1</td> <td>13.4</td> </tr> <tr> <td>W2</td> <td>17.4</td> </tr> <tr> <td colspan="2">Maximum storage No. IC/ Reel</td> <td>4000</td> </tr> </tbody> </table>	Tape Code	MTE1208G-20P2E-A		Tape Dimensions (mm)	W	12	P1	8	A0	6.9	B0	7.0	K0	1.6	F	5.5	D1	2.0	Reel Dimensions (mm)	A	330	N	100	W1	13.4	W2	17.4	Maximum storage No. IC/ Reel		4000
Tape Code	MTE1208G-20P2E-A																																																												
Tape Dimensions (mm)	W	12.0																																																											
	P1	8.0																																																											
	A0	6.9																																																											
	B0	7.0																																																											
	K0	1.6																																																											
	F	5.5																																																											
	D1	2.0																																																											
Reel Dimensions (mm)	A	254																																																											
	N	100																																																											
	W1	13.4																																																											
	W2	17.4																																																											
Maximum storage No. IC/ Reel		2500																																																											
Tape Code	MTE1208G-20P2E-A																																																												
Tape Dimensions (mm)	W	12																																																											
	P1	8																																																											
	A0	6.9																																																											
	B0	7.0																																																											
	K0	1.6																																																											
	F	5.5																																																											
	D1	2.0																																																											
Reel Dimensions (mm)	A	330																																																											
	N	100																																																											
	W1	13.4																																																											
	W2	17.4																																																											
Maximum storage No. IC/ Reel		4000																																																											

* The material and method after the change has a track record of mass production in RL78.

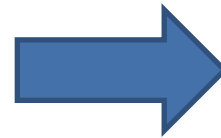

Lead frame shape

R8C/M12A 20pin LSSOP lead frame

Consolidate into certified and proven lead frames.


Before change
Frame A

Applicable only to
R8C/M12A







After change
Frame B

R8C/32x and others



Marking visibility

※Character is reference example

	Surface	Back side
Additional mold resin		
Current mold resin		

Manufacturing equipment and manufacturing process

Verification item	Before change	After change
<p>Manufacturing equipment and process</p>	<pre> graph TD A[Dicing process] --> B[Die bonding process] B --> C[Wire bonding process] C --> D[Molding process] D --> E[Marking / lead treatment process] E --> F[Inspection] F --> G[Packing] G --> H[Warehousing / Shipment] </pre>	<pre> graph TD A[Dicing process] --> B[Die bonding process] B --> C[Wire bonding process] C --> D[Molding process] D --> E[Marking / lead treatment process] E --> F[Inspection] F --> G[Packing] G --> H[Warehousing / Shipment] </pre> <p>There are no changes in equipment or manufacturing methods.</p> <p>There are no changes in equipment or manufacturing methods.</p> <p>The wire material will be Au wire or Cu wire. Cu wire will be bonding under forming gas to avoid Oxidation of Cu wire at wire bonding process. There is no equipment change.</p> <p>There are no changes in equipment or manufacturing methods.</p> <p>There are no changes in equipment or manufacturing methods.</p> <p>There is no change in inspection.</p> <p>There is no change in packing.</p> <p>There are no changes in warehousing or shipments.</p>

4M change points (from Au wire to Cu wire)

Item	Check Result	Judgment
Machine	Bonding of Cu wire products is performed using the equipment used for Au wire products. It has been released after adjustment of bonding condition for the Cu wiring. Cu wire is bonding under forming gas to avoid Oxidation of Cu wire at wire bonding process. Similar products using the Cu wire has been mass-produced and confirmed that there is no problem with quality.	No risk
Method	Bonding method (thermosonic bonding) and process flow for the Cu wiring are same as the Au wiring.	No risk
Man	Adopt operator certification system. Only certificated operator can work for the production.	No risk
Material	Only use certified Cu wire, same as Au wire. The finished product is also tested for reliability equivalent to the Au wire product, and we have confirmed that there is no problem.	No risk

4M change points (Lead frame shape change)

Item	Check Result	Judgement
Machine	There is no change in the equipment.	No risk
Method	There is no change in the manufacturing method.	No risk
Man	Adopt operator certification system. Only certificated operator can work for the production.	No risk
Material	Only use certificated materials. The lead frame to be changed has a mass production record. It has been confirmed that there is no problem with quality.	No risk

4M change points (Mold resin change)

Item	Check Result	Judgement
Machine	There is no change in the molding equipment.	No risk
Method	There is no change in the mold manufacturing method.	No risk
Man	Adopt operator certification system. Only certificated operator can work for the production.	No risk
Material	Only use certificated materials. The mold resin to be changed has a mass production record. It has been confirmed that there is no problem with quality.	No risk

4M change points (Solder plating)

Item	Check Result	Judgment
Machine	There is no change in the equipment.	No risk
Method	There is no change in the manufacturing method.	No risk
Man	Adopt operator certification system. Only certificated operator can work for the production.	No risk
Material	The solder plating material changes from SnCu to Sn. We have confirmed that there is no problem with quality.	No risk

[Renesas.com](https://www.renesas.com)