

To our customers,

---

## Old Company Name in Catalogs and Other Documents

---

On April 1<sup>st</sup>, 2010, NEC Electronics Corporation merged with Renesas Technology Corporation, and Renesas Electronics Corporation took over all the business of both companies. Therefore, although the old company name remains in this document, it is a valid Renesas Electronics document. We appreciate your understanding.

Renesas Electronics website: <http://www.renesas.com>

April 1<sup>st</sup>, 2010  
Renesas Electronics Corporation

Issued by: Renesas Electronics Corporation (<http://www.renesas.com>)

Send any inquiries to <http://www.renesas.com/inquiry>.

## Notice

1. All information included in this document is current as of the date this document is issued. Such information, however, is subject to change without any prior notice. Before purchasing or using any Renesas Electronics products listed herein, please confirm the latest product information with a Renesas Electronics sales office. Also, please pay regular and careful attention to additional and different information to be disclosed by Renesas Electronics such as that disclosed through our website.
2. Renesas Electronics does not assume any liability for infringement of patents, copyrights, or other intellectual property rights of third parties by or arising from the use of Renesas Electronics products or technical information described in this document. No license, express, implied or otherwise, is granted hereby under any patents, copyrights or other intellectual property rights of Renesas Electronics or others.
3. You should not alter, modify, copy, or otherwise misappropriate any Renesas Electronics product, whether in whole or in part.
4. Descriptions of circuits, software and other related information in this document are provided only to illustrate the operation of semiconductor products and application examples. You are fully responsible for the incorporation of these circuits, software, and information in the design of your equipment. Renesas Electronics assumes no responsibility for any losses incurred by you or third parties arising from the use of these circuits, software, or information.
5. When exporting the products or technology described in this document, you should comply with the applicable export control laws and regulations and follow the procedures required by such laws and regulations. You should not use Renesas Electronics products or the technology described in this document for any purpose relating to military applications or use by the military, including but not limited to the development of weapons of mass destruction. Renesas Electronics products and technology may not be used for or incorporated into any products or systems whose manufacture, use, or sale is prohibited under any applicable domestic or foreign laws or regulations.
6. Renesas Electronics has used reasonable care in preparing the information included in this document, but Renesas Electronics does not warrant that such information is error free. Renesas Electronics assumes no liability whatsoever for any damages incurred by you resulting from errors in or omissions from the information included herein.
7. Renesas Electronics products are classified according to the following three quality grades: “Standard”, “High Quality”, and “Specific”. The recommended applications for each Renesas Electronics product depends on the product’s quality grade, as indicated below. You must check the quality grade of each Renesas Electronics product before using it in a particular application. You may not use any Renesas Electronics product for any application categorized as “Specific” without the prior written consent of Renesas Electronics. Further, you may not use any Renesas Electronics product for any application for which it is not intended without the prior written consent of Renesas Electronics. Renesas Electronics shall not be in any way liable for any damages or losses incurred by you or third parties arising from the use of any Renesas Electronics product for an application categorized as “Specific” or for which the product is not intended where you have failed to obtain the prior written consent of Renesas Electronics. The quality grade of each Renesas Electronics product is “Standard” unless otherwise expressly specified in a Renesas Electronics data sheets or data books, etc.
  - “Standard”: Computers; office equipment; communications equipment; test and measurement equipment; audio and visual equipment; home electronic appliances; machine tools; personal electronic equipment; and industrial robots.
  - “High Quality”: Transportation equipment (automobiles, trains, ships, etc.); traffic control systems; anti-disaster systems; anti-crime systems; safety equipment; and medical equipment not specifically designed for life support.
  - “Specific”: Aircraft; aerospace equipment; submersible repeaters; nuclear reactor control systems; medical equipment or systems for life support (e.g. artificial life support devices or systems), surgical implantations, or healthcare intervention (e.g. excision, etc.), and any other applications or purposes that pose a direct threat to human life.
8. You should use the Renesas Electronics products described in this document within the range specified by Renesas Electronics, especially with respect to the maximum rating, operating supply voltage range, movement power voltage range, heat radiation characteristics, installation and other product characteristics. Renesas Electronics shall have no liability for malfunctions or damages arising out of the use of Renesas Electronics products beyond such specified ranges.
9. Although Renesas Electronics endeavors to improve the quality and reliability of its products, semiconductor products have specific characteristics such as the occurrence of failure at a certain rate and malfunctions under certain use conditions. Further, Renesas Electronics products are not subject to radiation resistance design. Please be sure to implement safety measures to guard them against the possibility of physical injury, and injury or damage caused by fire in the event of the failure of a Renesas Electronics product, such as safety design for hardware and software including but not limited to redundancy, fire control and malfunction prevention, appropriate treatment for aging degradation or any other appropriate measures. Because the evaluation of microcomputer software alone is very difficult, please evaluate the safety of the final products or system manufactured by you.
10. Please contact a Renesas Electronics sales office for details as to environmental matters such as the environmental compatibility of each Renesas Electronics product. Please use Renesas Electronics products in compliance with all applicable laws and regulations that regulate the inclusion or use of controlled substances, including without limitation, the EU RoHS Directive. Renesas Electronics assumes no liability for damages or losses occurring as a result of your noncompliance with applicable laws and regulations.
11. This document may not be reproduced or duplicated, in any form, in whole or in part, without prior written consent of Renesas Electronics.
12. Please contact a Renesas Electronics sales office if you have any questions regarding the information contained in this document or Renesas Electronics products, or if you have any other inquiries.

(Note 1) “Renesas Electronics” as used in this document means Renesas Electronics Corporation and also includes its majority-owned subsidiaries.

(Note 2) “Renesas Electronics product(s)” means any product developed or manufactured by or for Renesas Electronics.

# R32C/100 Series

## Timer B Operation in Pulse-period Measurement Mode

### 1. Abstract

The functions listed in **Table 3.1** can be selected in pulse-period measurement mode or pulse-width measurement mode. The operation with the functions denoted with an “O” in **Table 3.1** is described in this document. The operation timing is shown in **Figure 4.1**, and the setting procedure is described in chapter 5. “**Setting**”. The reference program is based on the settings found in chapter 5. “**Setting**”. The example assumes a timer B0 interrupt is used.

### 2. Introduction

The application described in this document applies to the following MCU:

- MCU: R32C/118 Group

This program can be used with other R32C/100 Series MCUs which have the same special function registers (SFRs) as the R32C/118 Group. Check the manual for any additions or modifications to functions. Careful evaluation is recommended before using this application note.

### 3. Functions

**Table 3.1 Functions Described in This Document**

Function	Description	
Count source	O	Internal count source: f1, f8, f2n, or fC32
Measurement mode	O	Pulse-period measurement when pulse is between falling edges
		Pulse-period measurement when pulse is between rising edges
		Pulse-width measurement when pulse is either between a falling edge and a rising edge, or between a rising edge and a falling edge

### 4. Operation

- (1) After setting the count start flag to 1, the counter starts counting the count source.
- (2) When the pulse to be measured changes from high to low, the counter value becomes 0000h, and measurement starts. At this point, the reload register transfers an undefined value. A timer Bi interrupt request ( $i = 0$  to 5) is not generated.
- (3) When the measured pulse again changes from high to low, the counter value is transferred to the reload register, and the timer Bi interrupt request flag becomes 1. Then, the counter value becomes 0000h and measurement starts again.

### Supplemental Information

- The timer Bi interrupt request flag becomes 1 when the active edge of the measured pulse is input, or when timer Bi overflows. The interrupt request source can be determined with the timer Bi overflow flag in the interrupt routine.
- The counter value is undefined when the count starts. Therefore, after the count starts, the timer Bi overflow flag may become 1 before the active edge is input, and a timer Bi interrupt request may be generated.
- After reset, the timer Bi overflow flag is undefined. The timer Bi overflow flag becomes 0 when writing to the timer Bi mode register while the count start flag is 0. The timer Bi overflow flag cannot be set to 1 by the user.
- Set the TBiIN pin that corresponds to the function select register to 00h (I/O port), and set the direction register to 0 (input port).

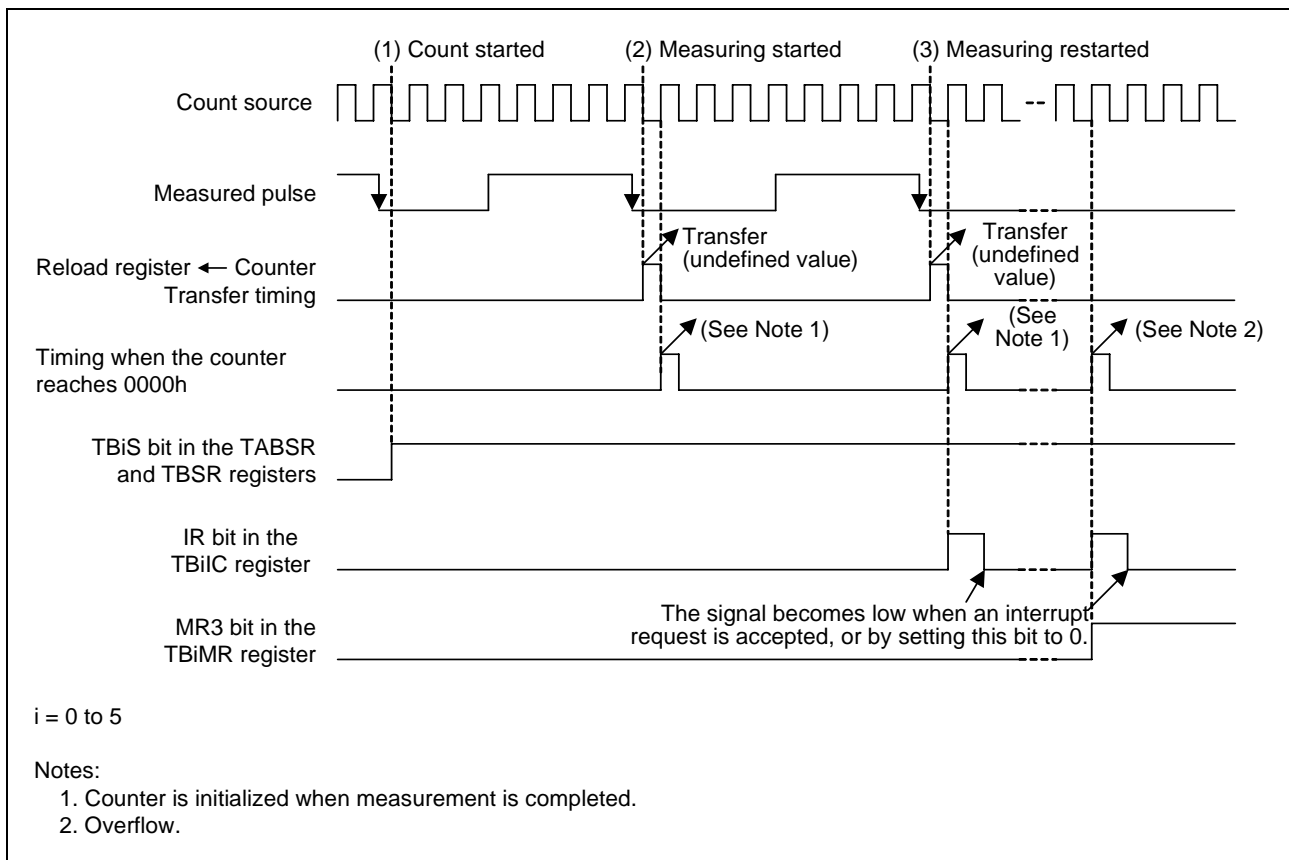


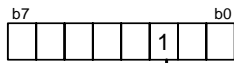
Figure 4.1 Operation Timing Diagram in Pulse-period Measurement Mode



Continued from previous page

(3) Set port P6 and P9 direction registers. Set the pin to be used as the TBiN pin (i = 0 to 5) as an input port.

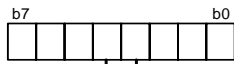
When Using P9\_3 (TB3IN) and P9\_4 (TB4IN)



**Protect Register (PRCR)**

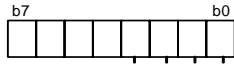
PRC2 Protect Bit 2 (Write Enabled for Registers PLC0, PLC1, PD9, and P9\_jS (j = 0 to 7)).  
1: PD9 and P9\_jS registers write enabled (j = 0 to 7)

Set the PRC2 bit to 1 (write enabled). With the next instruction, rewrite the P9\_jS register. Do not generate an interrupt or perform DMA transfer between setting the PRC2 bit to 1 and rewriting the P9\_jS register.



**Port P9 Direction Register (PD9)**

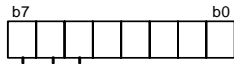
PD9\_3 Port P9\_3 Direction Bit  
0: Input port  
PD9\_4 Port P9\_4 Direction Bit  
0: Input port



**Port P6 Direction Register (PD6)**

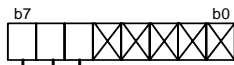
PD6\_0 Port P6\_0 Direction Bit  
0: Input port  
PD6\_1 Port P6\_1 Direction Bit  
0: Input port  
PD6\_2 Port P6\_2 Direction Bit  
0: Input port  
PD6\_3 Port P6\_3 Direction Bit  
0: Input port

(4) Set the count start register.



**Count Start Register (TABSR)**

TB0S Timer B0 Count Start Bit  
1: Count started  
TB1S Timer B1 Count Start Bit  
1: Count started  
TB2S Timer B2 Count Start Bit  
1: Count started



**Count Start Register for Timers B3, B4, and B5 (TBSR)**

TB3S Timer B3 Count Start Bit  
1: Count started  
TB4S Timer B4 Count Start Bit  
1: Count started  
TB5S Timer B5 Count Start Bit  
1: Count started

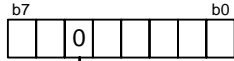
Count started

Continued on next page

Continued from previous page

(5) Enable interrupt. Set the I flag to 1 to enable an interrupt.

(6) Clear the overflow flag.



**Timer Bi Mode Register (TBiMR) (i = 0 to 5)**

MR3      Timer Bi Overflow Flag  
 0: No overflow

## 6. Sample Program

A sample program can be downloaded from the Renesas Technology website.

## 7. Reference Documents

Hardware Manual

R32C/118 Group Hardware Manual Rev.1.00

The latest version can be downloaded from the Renesas Technology website.

Technical Update/Technical News

The latest information can be downloaded from the Renesas Technology website.

C Compiler Manual

R32C/100 Series C Compiler Package Ver. 1.02 Compiler User's Manual Rev. 1.00

The latest version can be downloaded from the Renesas Technology website.



## Website and Support

Renesas Technology Website  
<http://www.renesas.com/>

Inquiries  
<http://www.renesas.com/inquiry>  
[csc@renesas.com](mailto:csc@renesas.com)

<b>REVISION HISTORY</b>	<b>Timer B Operation in Pulse-period Measurement Mode</b>
-------------------------	---

Rev.	Date	Description	
		Page	Summary
1.00	Mar. 5, 2010	—	Initial release

All trademarks and registered trademarks are the property of their respective owners.

Notes regarding these materials

1. This document is provided for reference purposes only so that Renesas customers may select the appropriate Renesas products for their use. Renesas neither makes warranties or representations with respect to the accuracy or completeness of the information contained in this document nor grants any license to any intellectual property rights or any other rights of Renesas or any third party with respect to the information in this document.
2. Renesas shall have no liability for damages or infringement of any intellectual property or other rights arising out of the use of any information in this document, including, but not limited to, product data, diagrams, charts, programs, algorithms, and application circuit examples.
3. You should not use the products or the technology described in this document for the purpose of military applications such as the development of weapons of mass destruction or for the purpose of any other military use. When exporting the products or technology described herein, you should follow the applicable export control laws and regulations, and procedures required by such laws and regulations.
4. All information included in this document such as product data, diagrams, charts, programs, algorithms, and application circuit examples, is current as of the date this document is issued. Such information, however, is subject to change without any prior notice. Before purchasing or using any Renesas products listed in this document, please confirm the latest product information with a Renesas sales office. Also, please pay regular and careful attention to additional and different information to be disclosed by Renesas such as that disclosed through our website. (<http://www.renesas.com> )
5. Renesas has used reasonable care in compiling the information included in this document, but Renesas assumes no liability whatsoever for any damages incurred as a result of errors or omissions in the information included in this document.
6. When using or otherwise relying on the information in this document, you should evaluate the information in light of the total system before deciding about the applicability of such information to the intended application. Renesas makes no representations, warranties or guaranties regarding the suitability of its products for any particular application and specifically disclaims any liability arising out of the application and use of the information in this document or Renesas products.
7. With the exception of products specified by Renesas as suitable for automobile applications, Renesas products are not designed, manufactured or tested for applications or otherwise in systems the failure or malfunction of which may cause a direct threat to human life or create a risk of human injury or which require especially high quality and reliability such as safety systems, or equipment or systems for transportation and traffic, healthcare, combustion control, aerospace and aeronautics, nuclear power, or undersea communication transmission. If you are considering the use of our products for such purposes, please contact a Renesas sales office beforehand. Renesas shall have no liability for damages arising out of the uses set forth above.
8. Notwithstanding the preceding paragraph, you should not use Renesas products for the purposes listed below:
  - (1) artificial life support devices or systems
  - (2) surgical implantations
  - (3) healthcare intervention (e.g., excision, administration of medication, etc.)
  - (4) any other purposes that pose a direct threat to human life

Renesas shall have no liability for damages arising out of the uses set forth in the above and purchasers who elect to use Renesas products in any of the foregoing applications shall indemnify and hold harmless Renesas Technology Corp., its affiliated companies and their officers, directors, and employees against any and all damages arising out of such applications.
9. You should use the products described herein within the range specified by Renesas, especially with respect to the maximum rating, operating supply voltage range, movement power voltage range, heat radiation characteristics, installation and other product characteristics. Renesas shall have no liability for malfunctions or damages arising out of the use of Renesas products beyond such specified ranges.
10. Although Renesas endeavors to improve the quality and reliability of its products, IC products have specific characteristics such as the occurrence of failure at a certain rate and malfunctions under certain use conditions. Please be sure to implement safety measures to guard against the possibility of physical injury, and injury or damage caused by fire in the event of the failure of a Renesas product, such as safety design for hardware and software including but not limited to redundancy, fire control and malfunction prevention, appropriate treatment for aging degradation or any other applicable measures. Among others, since the evaluation of microcomputer software alone is very difficult, please evaluate the safety of the final products or system manufactured by you.
11. In case Renesas products listed in this document are detached from the products to which the Renesas products are attached or affixed, the risk of accident such as swallowing by infants and small children is very high. You should implement safety measures so that Renesas products may not be easily detached from your products. Renesas shall have no liability for damages arising out of such detachment.
12. This document may not be reproduced or duplicated, in any form, in whole or in part, without prior written approval from Renesas.
13. Please contact a Renesas sales office if you have any questions regarding the information contained in this document, Renesas semiconductor products, or if you have any other inquiries.