

To our customers,

Old Company Name in Catalogs and Other Documents

On April 1st, 2010, NEC Electronics Corporation merged with Renesas Technology Corporation, and Renesas Electronics Corporation took over all the business of both companies. Therefore, although the old company name remains in this document, it is a valid Renesas Electronics document. We appreciate your understanding.

Renesas Electronics website: <http://www.renesas.com>

April 1st, 2010
Renesas Electronics Corporation

Issued by: Renesas Electronics Corporation (<http://www.renesas.com>)

Send any inquiries to <http://www.renesas.com/inquiry>.

Notice

1. All information included in this document is current as of the date this document is issued. Such information, however, is subject to change without any prior notice. Before purchasing or using any Renesas Electronics products listed herein, please confirm the latest product information with a Renesas Electronics sales office. Also, please pay regular and careful attention to additional and different information to be disclosed by Renesas Electronics such as that disclosed through our website.
2. Renesas Electronics does not assume any liability for infringement of patents, copyrights, or other intellectual property rights of third parties by or arising from the use of Renesas Electronics products or technical information described in this document. No license, express, implied or otherwise, is granted hereby under any patents, copyrights or other intellectual property rights of Renesas Electronics or others.
3. You should not alter, modify, copy, or otherwise misappropriate any Renesas Electronics product, whether in whole or in part.
4. Descriptions of circuits, software and other related information in this document are provided only to illustrate the operation of semiconductor products and application examples. You are fully responsible for the incorporation of these circuits, software, and information in the design of your equipment. Renesas Electronics assumes no responsibility for any losses incurred by you or third parties arising from the use of these circuits, software, or information.
5. When exporting the products or technology described in this document, you should comply with the applicable export control laws and regulations and follow the procedures required by such laws and regulations. You should not use Renesas Electronics products or the technology described in this document for any purpose relating to military applications or use by the military, including but not limited to the development of weapons of mass destruction. Renesas Electronics products and technology may not be used for or incorporated into any products or systems whose manufacture, use, or sale is prohibited under any applicable domestic or foreign laws or regulations.
6. Renesas Electronics has used reasonable care in preparing the information included in this document, but Renesas Electronics does not warrant that such information is error free. Renesas Electronics assumes no liability whatsoever for any damages incurred by you resulting from errors in or omissions from the information included herein.
7. Renesas Electronics products are classified according to the following three quality grades: “Standard”, “High Quality”, and “Specific”. The recommended applications for each Renesas Electronics product depends on the product’s quality grade, as indicated below. You must check the quality grade of each Renesas Electronics product before using it in a particular application. You may not use any Renesas Electronics product for any application categorized as “Specific” without the prior written consent of Renesas Electronics. Further, you may not use any Renesas Electronics product for any application for which it is not intended without the prior written consent of Renesas Electronics. Renesas Electronics shall not be in any way liable for any damages or losses incurred by you or third parties arising from the use of any Renesas Electronics product for an application categorized as “Specific” or for which the product is not intended where you have failed to obtain the prior written consent of Renesas Electronics. The quality grade of each Renesas Electronics product is “Standard” unless otherwise expressly specified in a Renesas Electronics data sheets or data books, etc.
 - “Standard”: Computers; office equipment; communications equipment; test and measurement equipment; audio and visual equipment; home electronic appliances; machine tools; personal electronic equipment; and industrial robots.
 - “High Quality”: Transportation equipment (automobiles, trains, ships, etc.); traffic control systems; anti-disaster systems; anti-crime systems; safety equipment; and medical equipment not specifically designed for life support.
 - “Specific”: Aircraft; aerospace equipment; submersible repeaters; nuclear reactor control systems; medical equipment or systems for life support (e.g. artificial life support devices or systems), surgical implantations, or healthcare intervention (e.g. excision, etc.), and any other applications or purposes that pose a direct threat to human life.
8. You should use the Renesas Electronics products described in this document within the range specified by Renesas Electronics, especially with respect to the maximum rating, operating supply voltage range, movement power voltage range, heat radiation characteristics, installation and other product characteristics. Renesas Electronics shall have no liability for malfunctions or damages arising out of the use of Renesas Electronics products beyond such specified ranges.
9. Although Renesas Electronics endeavors to improve the quality and reliability of its products, semiconductor products have specific characteristics such as the occurrence of failure at a certain rate and malfunctions under certain use conditions. Further, Renesas Electronics products are not subject to radiation resistance design. Please be sure to implement safety measures to guard them against the possibility of physical injury, and injury or damage caused by fire in the event of the failure of a Renesas Electronics product, such as safety design for hardware and software including but not limited to redundancy, fire control and malfunction prevention, appropriate treatment for aging degradation or any other appropriate measures. Because the evaluation of microcomputer software alone is very difficult, please evaluate the safety of the final products or system manufactured by you.
10. Please contact a Renesas Electronics sales office for details as to environmental matters such as the environmental compatibility of each Renesas Electronics product. Please use Renesas Electronics products in compliance with all applicable laws and regulations that regulate the inclusion or use of controlled substances, including without limitation, the EU RoHS Directive. Renesas Electronics assumes no liability for damages or losses occurring as a result of your noncompliance with applicable laws and regulations.
11. This document may not be reproduced or duplicated, in any form, in whole or in part, without prior written consent of Renesas Electronics.
12. Please contact a Renesas Electronics sales office if you have any questions regarding the information contained in this document or Renesas Electronics products, or if you have any other inquiries.

(Note 1) “Renesas Electronics” as used in this document means Renesas Electronics Corporation and also includes its majority-owned subsidiaries.

(Note 2) “Renesas Electronics product(s)” means any product developed or manufactured by or for Renesas Electronics.

M32C/84, 85, 86, 87, 88 Group

A/D Converter Operation in Repeat Sweep Mode 1

1. Abstract

In repeat sweep mode 1, the input voltage of eight pins is A/D converted repeatedly with emphasis on one or more pins selected from AN0 to AN7, AN15_0 to AN15_7, AN0_0 to AN0_7, and AN2_0 to AN2_7.

Figure 1 shows the Sweep Order of Pins ANi_0 to ANi_7 in Repeat Sweep Mode 1.

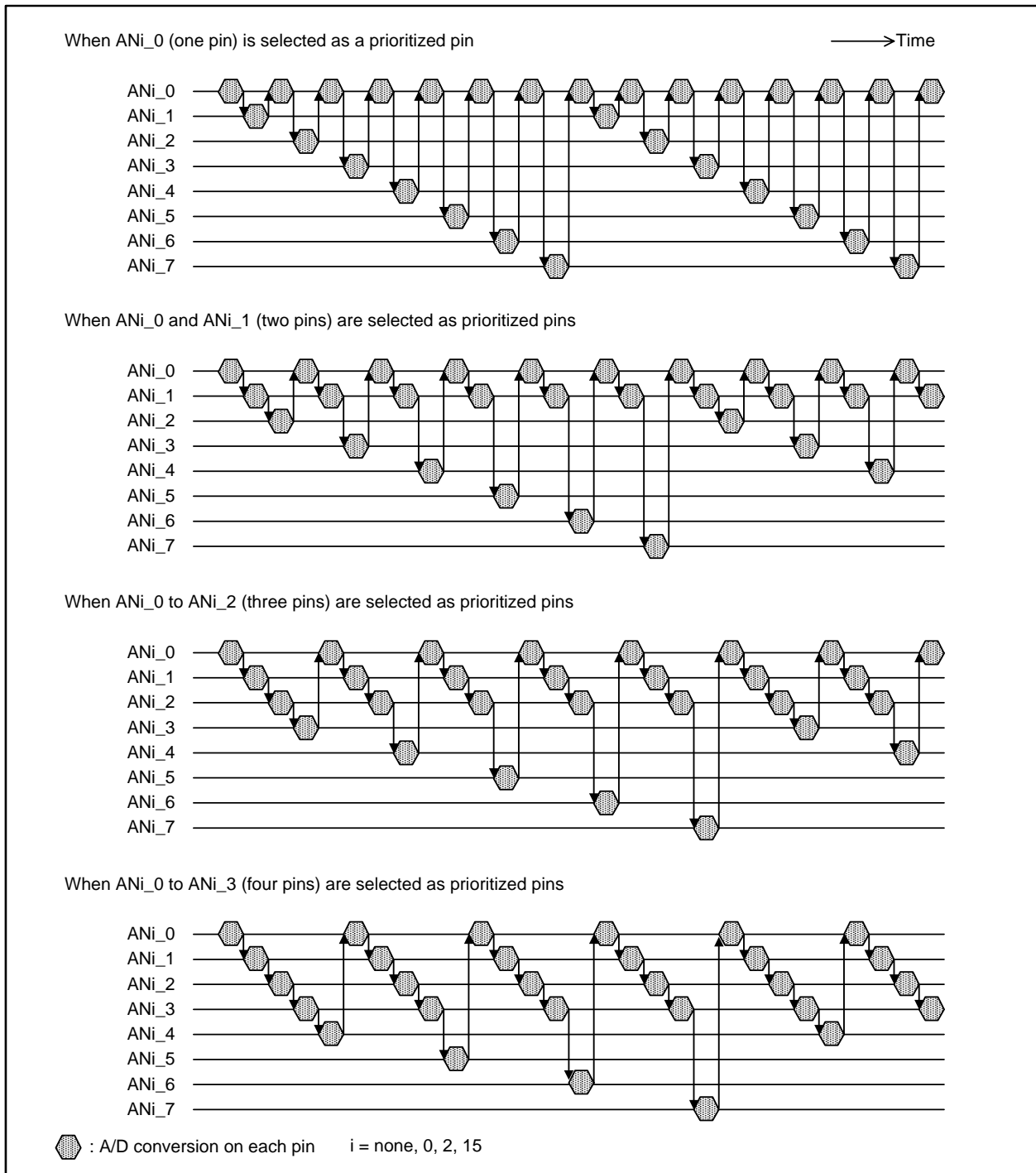


Figure 1 Sweep Order of Pins ANi_0 to ANi_7 in Repeat Sweep Mode 1

2. Introduction

The application example described in this document is applied to the following MCUs and parameter(s):

MCUs: M32C/84 Group
M32C/85 Group
M32C/86 Group
M32C/87 Group
M32C/88 Group

This program can be used with other M16C Family MCUs which have the same special function registers (SFRs) as the above MCUs. Check the manual for any additions and modifications to functions. Careful evaluation is recommended before using this application note.

3. Application Example

This section describes how to A/D convert the input voltage of pins AN0 to AN7 with emphasis on AN0 in repeat sweep mode 1.

Other configurations are as follows:

- Operating clock (ϕ AD) : fAD divided by 2
- Resolution : 10 bits
- A/D conversion start parameters : Software trigger
- Sample & hold function : Enabled
- DMAC operation mode : Disabled

3.1 Example Description

- (1) Setting the ADST bit in the AD0CON0 register to 1 (A/D conversion started) causes the A/D converter to start operating and the input voltage of the AN0 pin is A/D converted.
 - (2) After the A/D conversion is completed on the AN0 pin, the content of the successive approximation register (conversion result) is transferred to the AD00 register.
 - (3) A/D conversion repeatedly takes place in the following order:
AN0→AN1→AN0→AN2→AN0→AN3→...AN0→AN7→AN0→AN1→...
- The conversion result is transferred to the corresponding ADi register each time the A/D conversion is completed on the selected pin. The IR bit in the AD0IC register is not set to 1 (interrupt requested).
- (4) The A/D converter does not stop operating until the ADST bit is set to 0 (A/D conversion stopped) by a program.

Figure 2 shows the Repeat Sweep Mode 1 Operation.

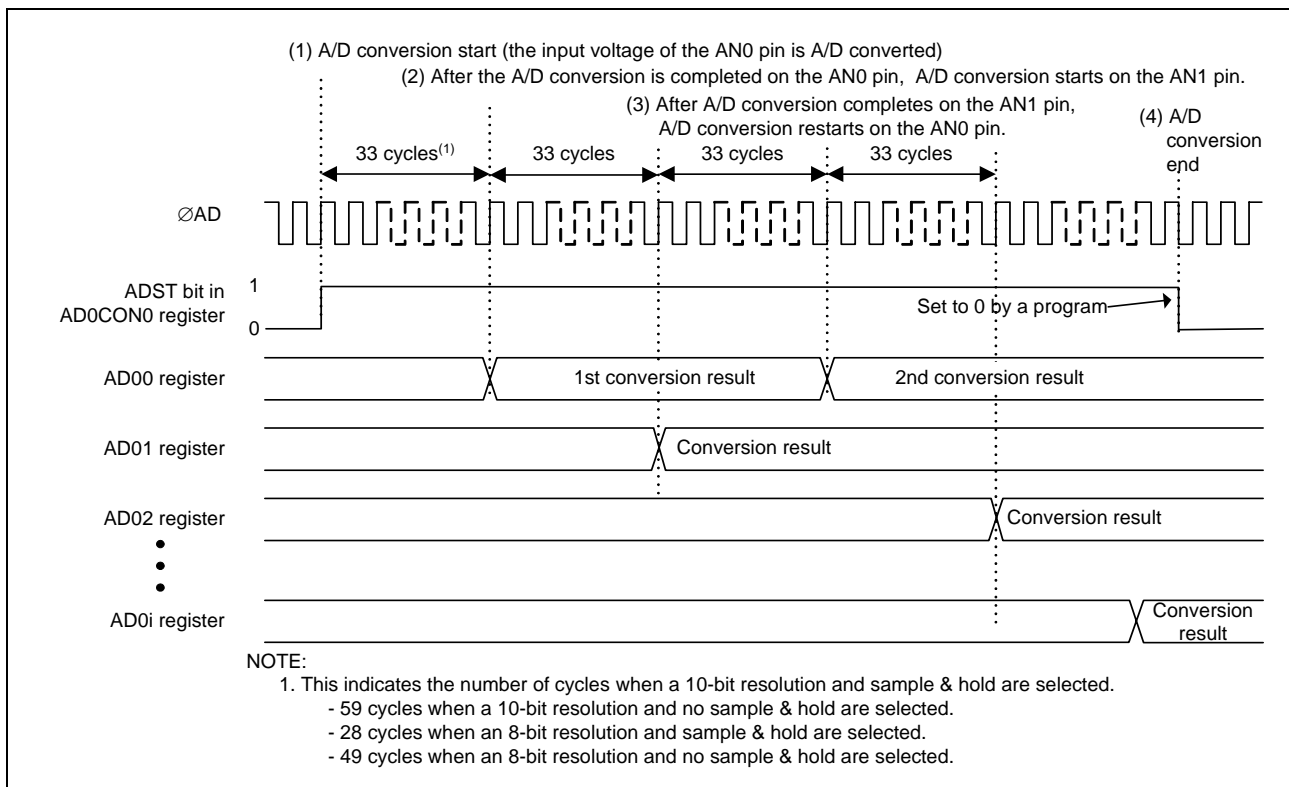


Figure 2 Repeat Sweep Mode 1 Operation

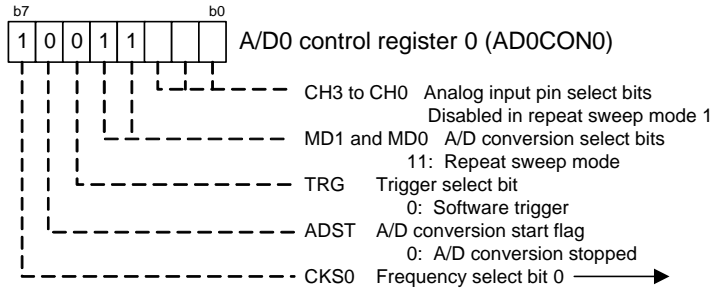
3.2 Setup

This section shows the setup sequence steps values to perform the application example described in

3.1 Example Description.

Refer to the MCUs Hardware Manual for details of individual registers.

(1) Set A/D0 control register 0

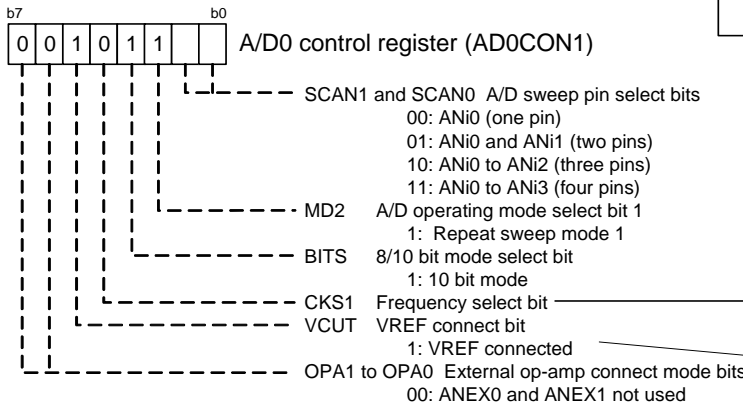


The A/D converter operating clock (ϕ AD) can be selected by:
the CKS0 bit in the AD0CON0 register,
the CKS1 bit in the AD0CON1 register,
or the CKS2 bit in the AD0CON3 register.

CKS2	CKS1	CKS0	
0	0	0	: fAD divided by 4
0	0	1	: fAD divided by 2
0	1	0	: fAD divided by 3
0	1	1	: fAD
1	0	0	: fAD divided by 8
1	1	0	: fAD divided by 6

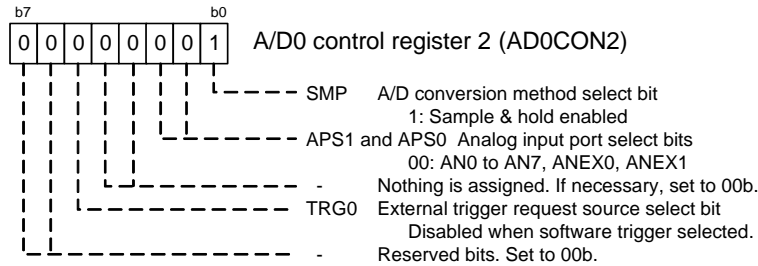
Make sure the settings are set as shown above.
When VCC1 = 4.2 V to 5.5 V,
set ϕ AD frequency to 16 MHz or below.
When VCC1 = 3.0 V to 5.5 V,
set ϕ AD frequency to 10 MHz or below.

(2) Set A/D0 control register 1

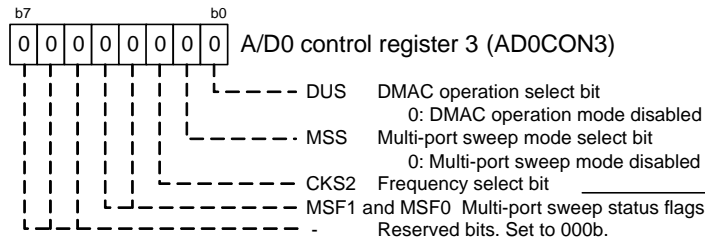


When changing the VCUT bit from 0 to 1, wait for 1 μ s or more before starting A/D conversion.

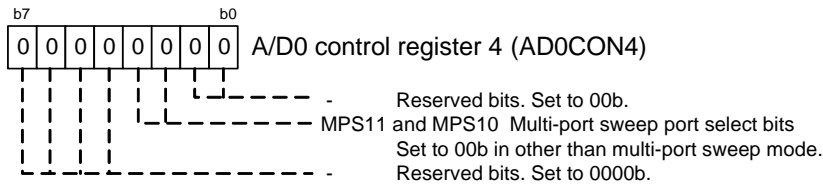
(3) Set A/D0 control register 2



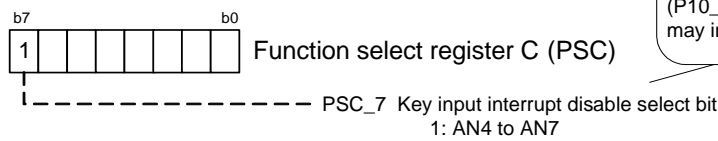
(4) Set A/D0 control register 3



(5) Set A/D0 control register 4

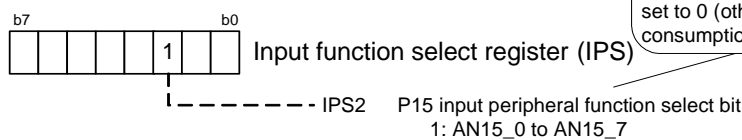


(6) Set the function select register
(When pins P10_4 to P10_7 are used as analog input pins.)



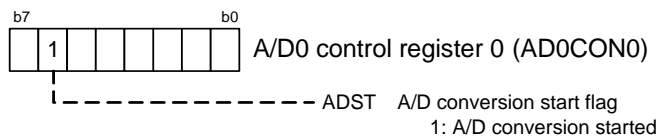
AN4 to AN7 can be used when the PSC_7 bit is set to 0 (P10_4 to P10_7, or KI0 to KI3), but power consumption may increase.

(7) Set the input function select register
(When pins P15_0 to P15_7 are used as analog input pins.)

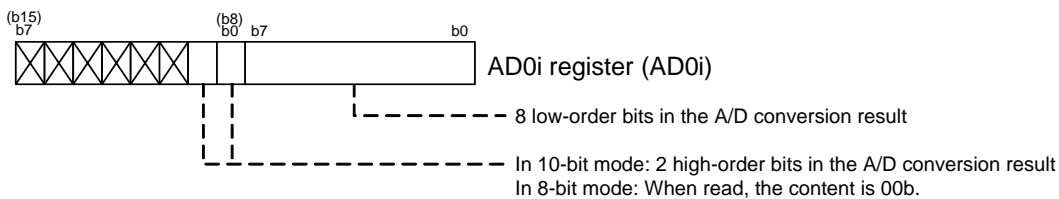


AN15_0 to AN15_7 can be used when the IPS2 bit is set to 0 (other than AN15_0 to AN15_7), but power consumption may increase.

(8) Start A/D Conversion (set the A/D0 control register 0)



(9) Read the A/D conversion result (read the AD0i register)



4. Sample Programming Code

A sample program can be downloaded from the Renesas Technology website.
For download, click “Application Notes” in the left-hand side menu of the M16C Family page.

5. Reference Documents

Hardware Manuals

M32C/84 Group Hardware Manual

M32C/85 Group Hardware Manual

M32C/86 Group Hardware Manual

M32C/87 Group Hardware Manual

M32C/88 Group Hardware Manual

The latest version can be downloaded from the Renesas Technology website.

Technical News/Technical Update

The latest information can be downloaded from the Renesas Technology website.

Website and Support

Renesas Technology website
<http://www.renesas.com/>

Inquiries
<http://www.renesas.com/inquiry>
csc@renesas.com

REVISION HISTORY	M32C/84, 85, 86, 87, 88 Group A/D Converter Operation in Repeat Sweep Mode 1
------------------	---

Rev.	Date	Description	
		Page	Summary
1.00	Sep 10, 2006	-	First Edition issued

Notes regarding these materials

1. This document is provided for reference purposes only so that Renesas customers may select the appropriate Renesas products for their use. Renesas neither makes warranties or representations with respect to the accuracy or completeness of the information contained in this document nor grants any license to any intellectual property rights or any other rights of Renesas or any third party with respect to the information in this document.
2. Renesas shall have no liability for damages or infringement of any intellectual property or other rights arising out of the use of any information in this document, including, but not limited to, product data, diagrams, charts, programs, algorithms, and application circuit examples.
3. You should not use the products or the technology described in this document for the purpose of military applications such as the development of weapons of mass destruction or for the purpose of any other military use. When exporting the products or technology described herein, you should follow the applicable export control laws and regulations, and procedures required by such laws and regulations.
4. All information included in this document such as product data, diagrams, charts, programs, algorithms, and application circuit examples, is current as of the date this document is issued. Such information, however, is subject to change without any prior notice. Before purchasing or using any Renesas products listed in this document, please confirm the latest product information with a Renesas sales office. Also, please pay regular and careful attention to additional and different information to be disclosed by Renesas such as that disclosed through our website. (<http://www.renesas.com>)
5. Renesas has used reasonable care in compiling the information included in this document, but Renesas assumes no liability whatsoever for any damages incurred as a result of errors or omissions in the information included in this document.
6. When using or otherwise relying on the information in this document, you should evaluate the information in light of the total system before deciding about the applicability of such information to the intended application. Renesas makes no representations, warranties or guaranties regarding the suitability of its products for any particular application and specifically disclaims any liability arising out of the application and use of the information in this document or Renesas products.
7. With the exception of products specified by Renesas as suitable for automobile applications, Renesas products are not designed, manufactured or tested for applications or otherwise in systems the failure or malfunction of which may cause a direct threat to human life or create a risk of human injury or which require especially high quality and reliability such as safety systems, or equipment or systems for transportation and traffic, healthcare, combustion control, aerospace and aeronautics, nuclear power, or undersea communication transmission. If you are considering the use of our products for such purposes, please contact a Renesas sales office beforehand. Renesas shall have no liability for damages arising out of the uses set forth above.
8. Notwithstanding the preceding paragraph, you should not use Renesas products for the purposes listed below:
 - (1) artificial life support devices or systems
 - (2) surgical implantations
 - (3) healthcare intervention (e.g., excision, administration of medication, etc.)
 - (4) any other purposes that pose a direct threat to human life

Renesas shall have no liability for damages arising out of the uses set forth in the above and purchasers who elect to use Renesas products in any of the foregoing applications shall indemnify and hold harmless Renesas Technology Corp., its affiliated companies and their officers, directors, and employees against any and all damages arising out of such applications.
9. You should use the products described herein within the range specified by Renesas, especially with respect to the maximum rating, operating supply voltage range, movement power voltage range, heat radiation characteristics, installation and other product characteristics. Renesas shall have no liability for malfunctions or damages arising out of the use of Renesas products beyond such specified ranges.
10. Although Renesas endeavors to improve the quality and reliability of its products, IC products have specific characteristics such as the occurrence of failure at a certain rate and malfunctions under certain use conditions. Please be sure to implement safety measures to guard against the possibility of physical injury, and injury or damage caused by fire in the event of the failure of a Renesas product, such as safety design for hardware and software including but not limited to redundancy, fire control and malfunction prevention, appropriate treatment for aging degradation or any other applicable measures. Among others, since the evaluation of microcomputer software alone is very difficult, please evaluate the safety of the final products or system manufactured by you.
11. In case Renesas products listed in this document are detached from the products to which the Renesas products are attached or affixed, the risk of accident such as swallowing by infants and small children is very high. You should implement safety measures so that Renesas products may not be easily detached from your products. Renesas shall have no liability for damages arising out of such detachment.
12. This document may not be reproduced or duplicated, in any form, in whole or in part, without prior written approval from Renesas.
13. Please contact a Renesas sales office if you have any questions regarding the information contained in this document, Renesas semiconductor products, or if you have any other inquiries.