

[Upgrade to Revision]

R20TS1153EJ0100

Rev.1.00

Jul. 20, 2025

e<sup>2</sup> studio RISC-V MCU Smart Configurator Plug-in 2025-07,  
Smart Configurator for RISC-V MCU V1.5.0

Outline

The products in the title have been updated as follows.

- (1) e<sup>2</sup> studio RISC-V MCU Smart Configurator Plug-in: From 2025-04.1 to 2025-07
- (2) Smart Configurator for RISC-V MCU: From V1.4.0 to V1.5.0

1. Products to Be Updated

- e<sup>2</sup> studio 2025-04.1 (RISC-V MCU Smart Configurator Plug-in 2025-04) and earlier
- Smart Configurator for RISC-V MCU V1.4.0 and earlier

2. Description

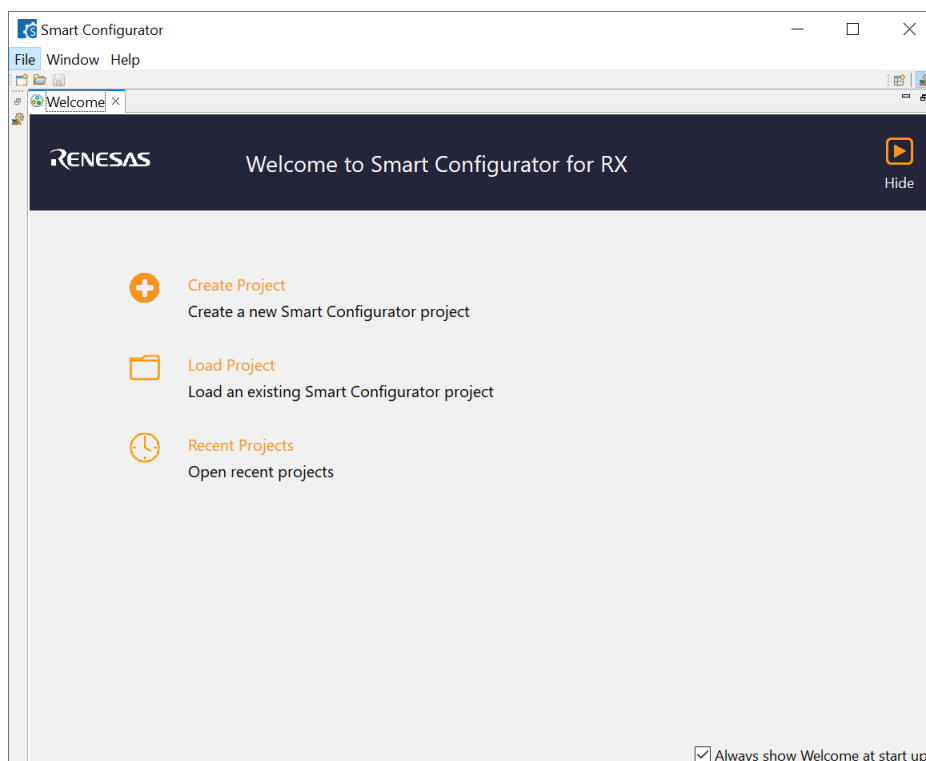
The main changes are as follows. Refer to the release note for details.

Smart Configurator for RISC-V MCU Plug-in in e<sup>2</sup> studio 2025-07 Smart Configurator for RISC-V MCU V1.5.0 Release Note

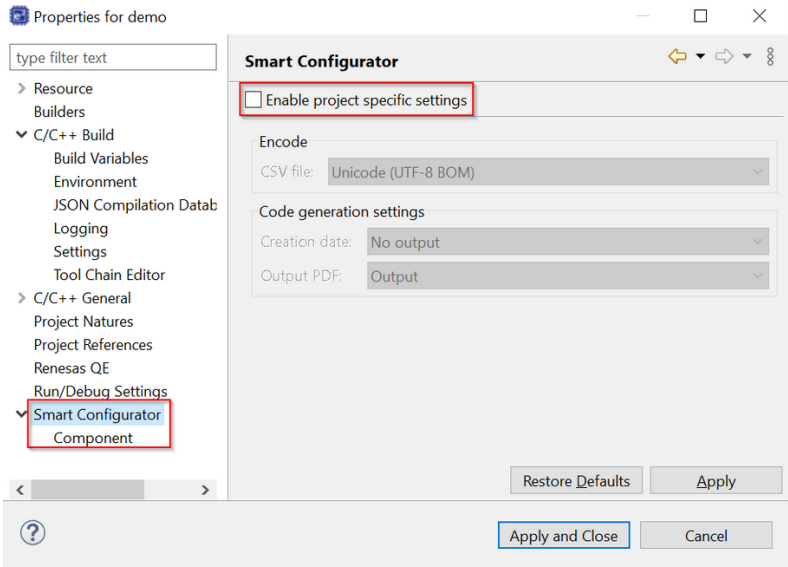
<https://www.renesas.com/software-tool/risc-v-smart-configurator#documents>

2.1 New features

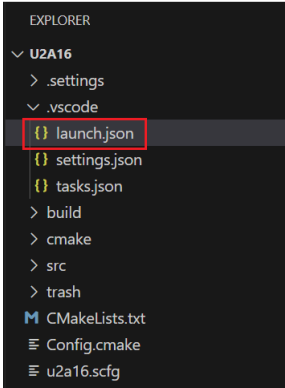
- When you launch the standalone version of Smart Configurator, the Welcome page appears, allowing you to easily use the basic functions and making it easier to understand the operations required at startup. The Welcome page can be opened from Help > Welcome menu also.



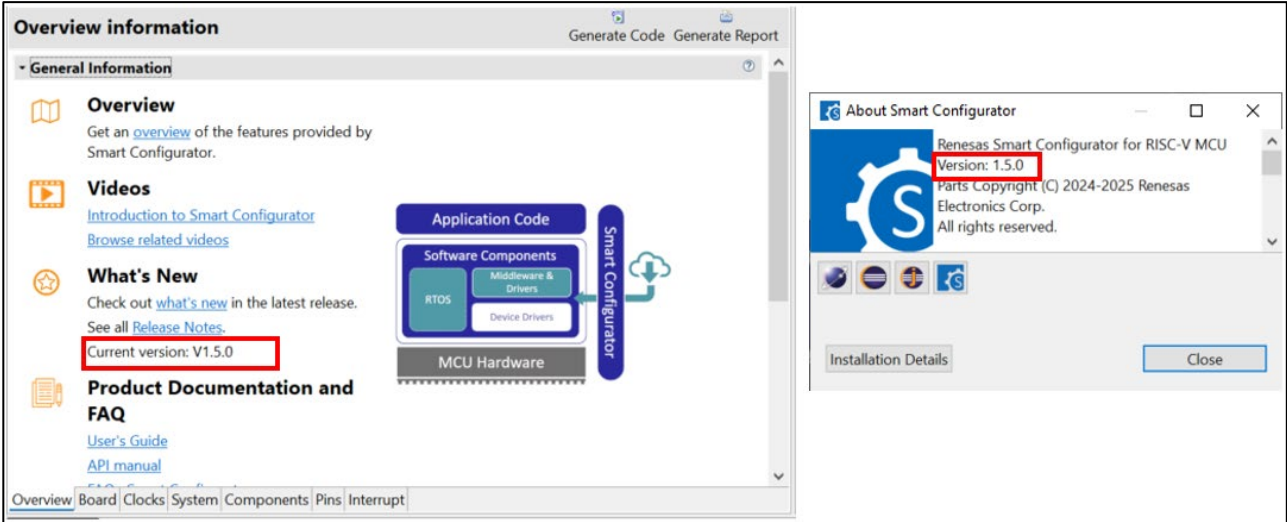
- Users can set Smart Configurator preferences of each project separately, not common preferences of e<sup>2</sup> studio.



- From Smart Configurator for RISC-V1.5.0, when creating Smart Configurator project in Visual Studio Code and generating code, configuration file “launch.json” will be generated by Smart Configurator automatically. Therefore, users don't need to create it manually for debugging anymore.



- The Smart Configurator version information is now displayed in the “Overview” tab.



## 3. Updating the Product

### 3.1 Using Smart Configurator on e<sup>2</sup> studio

By updating e<sup>2</sup> studio, you can also update the Smart Configurator.

For details on how to update e<sup>2</sup> studio, please refer to “3. How to Update” in the following Tool News. ( the news will be uploaded on July 22)

<https://www.renesas.com/software-tool/e-studio#documents>

RENESAS TOOL NEWS: R20TS1143EJ0100 (July 20, 2025, issue)

[Upgrade to Version] e<sup>2</sup> studio Integrated Development Environment 2025-07

Note: The Smart Configurator is updated automatically when e<sup>2</sup> studio is updated

### 3.2 Using standalone version of Smart Configurator with IAR, SEGGER products

(1) Download the latest Smart Configurator for RISC-V MCU from the URL below and install it (V1.5.0 released on July 22).

<https://www.renesas.com/risc-v-smart-configurator#downloads>

Smart Configurator for RISC-V MCU V1.5.0

**Revision History**

Rev.	Date	Description	
		Page	Summary
1.00	Jul 20.25	-	First edition issued

Renesas Electronics has used reasonable care in preparing the information included in this document, but Renesas Electronics does not warrant that such information is error free. Renesas Electronics assumes no liability whatsoever for any damages incurred by you resulting from errors in or omissions from the information included herein.

The past news contents have been based on information at the time of publication. Now changed or invalid information may be included.

The URLs in the Tool News also may be subject to change or become invalid without prior notice.

**Corporate Headquarters**

TOYOSU FORESIA, 3-2-24 Toyosu,  
Koto-ku, Tokyo 135-0061, Japan  
[www.renesas.com](http://www.renesas.com)

**Trademarks**

Renesas and the Renesas logo are trademarks of Renesas Electronics Corporation. All trademarks and registered trademarks are the property of their respective owners.

**Contact information**

For further information on a product, technology, the most up-to-date version of a document, or your nearest sales office, please visit:  
[www.renesas.com/contact/](http://www.renesas.com/contact/)