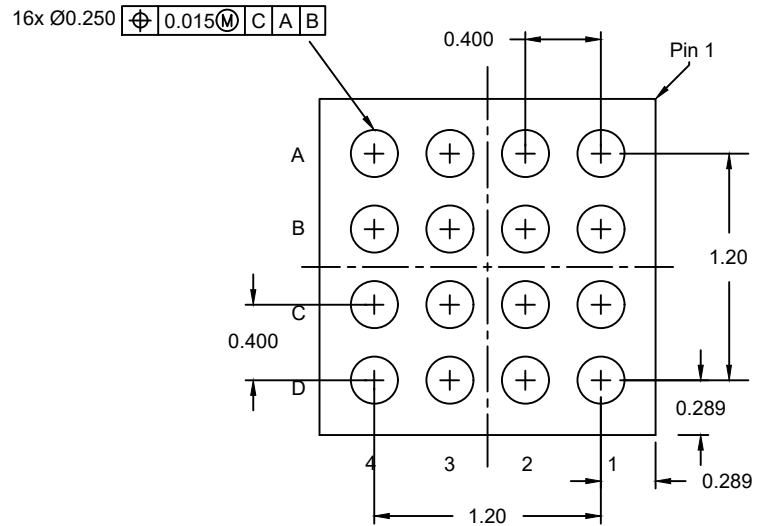
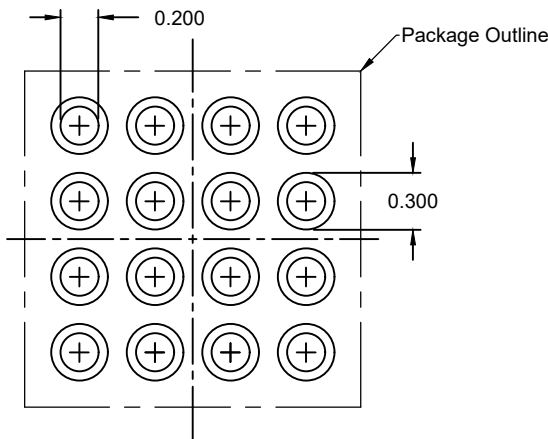


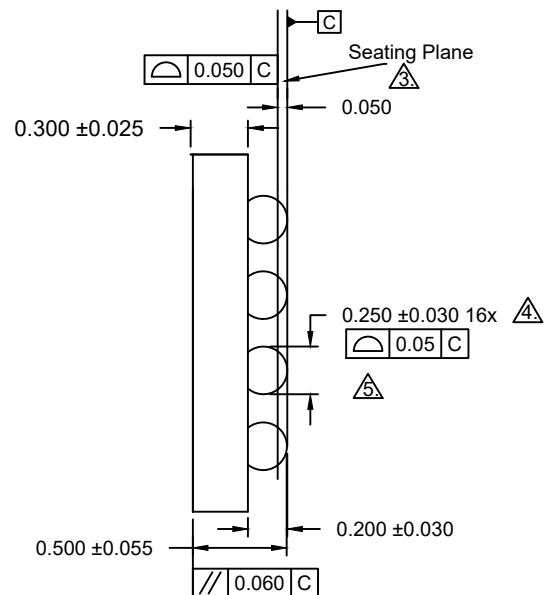
TOP VIEW



BOTTOM VIEW



RECOMMENDED LAND PATTERN



SIDE VIEW

Notes:

1. All dimensions are in millimeters.
2. Dimensions and tolerances per ASME Y14.5-1994.
3. Primary datum **C** and seating plane are defined by the spherical crowns of the bump.
4. Dimension is measured at the maximum bump diameter parallel to primary datum **C**.
5. Bump position designation per JESD 95-1, SPP-010.
6. NSMD refers to non-solder mask defined pad design per TB451.